

**Official Returns**  
**of the**  
**MANDATORY**  
**RECOUNT**  
**held in**

---


ISLAND

**County**  
**2000 General Election**  
**State of Washington**

**Oath of County Auditor or Supervisor of Elections**

STATE OF WASHINGTON )  
 ) ss.  
COUNTY OF ISLAND )

I solemnly swear that the returns of the Mandatory Recount in Island County, State of Washington, have been in no way altered by additions or erasures and that they are the same as when they were deposited in my office.

  
County Auditor or Supervisor of Elections

Subscribed and sworn to me this 1st day of December 2000


  
Chairman, County Legislative Authority

**Certification of the Canvassing Board**


STATE OF WASHINGTON )  
 ) ss.  
COUNTY OF ISLAND )

The undersigned officers designated by law as constituting the Canvassing Board for the County of Island, State of Washington, hereby certify that this is a full, true and correct copy of the Mandatory Recount, in Island County, State of Washington; that the total number of active registered voters in all precincts was 39863; the total number of inactive registered voters in all precincts was 9713; the total number of all registered voters in all precincts was 49576; and that the total number of votes cast in such precincts was 33550.

Witness our hands and official seal this 1st day of December, 2000

  
County Auditor or Supervisor of Elections

  
Chairman, County Legislative Authority

  
County Prosecuting Attorney

TOTAL FOR ALL PICKUPS

General Election Held November 7, 2020												
Recount												
Logical Page # 01-01	T u r n o u t	C u r r e n t	P e r c e n t	U n a i r t e a C S a t n t w e e s l S e n a t o r	M a d r o n a G o r t o n	S t e v e n J a r e d	J e f f r e y	S D e o r c n r e L t a B o r n k O e r S t a t e	S a m R e e d	J B r a d l e y G i b s o n	C h r i s L o f t i s	
Ault	206	581	35.5	88	109	7		70	109	10	4	
Ault Absentees	216			75	120	6		62	98	18	4	
Austin	305	771	39.6	153	143	5		131	124	16	6	
Austin Absentees	383			184	181	9		162	160	19	5	
Camano	382	1002	38.1	189	180	6		173	144	19	13	
Camano Absentees	445			219	212	7		175	193	17	7	
Central	216	582	37.1	105	100	7		90	93	10	4	
Central Absentees	285			117	151	3		104	132	4	7	
Clinton	141	325	43.4	71	65	4		73	52	7	1	
Clinton Absentees	154			62	81	5		62	69	7	2	
Cornet	152	422	36.0	49	95	3		49	84	3	4	
Cornet Absentees	213			55	147	5		50	126	3	5	
Country Club	353	975	36.2	131	213	5		121	189	10	9	
Country Club Absentees	464			204	233	12		187	213	12	8	
Deer Lake	369	920	40.1	209	146	10		176	125	23	7	
Deer Lake Absentees	373			168	187	12		144	152	15	7	
Dugualla	251	677	37.1	86	150	11		71	130	21	9	
Dugualla Absentees	287			88	180	8		88	156	11	4	
Freeland	151	406	37.2	80	63	7		68	64	7	3	
Freeland Absentees	196			105	76	6		101	69	8	6	
Glendale	392	851	46.1	222	161	7		204	130	19	7	
Glendale Absentees	371			189	158	5		149	141	18	5	
Greenbank	308	771	39.9	166	129	8		145	115	22	7	
Greenbank Absentees	381			192	168	12		153	161	15	10	
Hillcrest	238	534	44.6	68	159	10		63	152	5	4	
Hillcrest Absentees	192			64	108	7		62	107	1	3	
Lagoon Point	240	730	32.9	129	101	6		128	82	9	6	
Lagoon Point Absentees	402			210	175	6		173	167	16	3	
Livingston Bay	277	692	40.0	136	130	6		108	129	12	4	
Livingston Bay Absentees	291			123	148	8		112	135	7	4	
Mabana	307	870	35.3	145	151	9		115	142	21	5	
Mabana Absentees	412			195	191	13		182	179	17	6	
Madrona	384	992	38.7	165	207	8		158	180	16	6	
Madrona Absentees	432			166	239	8		150	218	10	5	
Maple Grove	354	974	36.3	153	189	4		131	164	13	6	
Maple Grove Absentees	477			199	262	9		172	253	17	6	
Penn Cove	150	325	46.2	49	94	4		44	72	13	3	
Penn Cove Absentees	121			49	67	2		45	55	2	5	
Prairie	245	668	36.7	107	131	5		99	118	4	5	

ABSTRACT ELECTION REPORT

RPT DATE: 11/29/2000

RPT #: 108.09

PAGE #: 2

TOTAL FO. L PICKUPS

General Election Held November 7, 2020  
Recount

Logical Page # 01-01	T u r n o u t	C u r r e n t	P e r c e n t	U n a i r e a d C a t w e e s l S e n a t o r	S l a d e G o r t o n	J e f f J a r e d	S D e o r e L e t a B r o n k O e r S t a t e	S a m R e e d	J B r a d l e y G i b s o n	C h r i s L o f t i s						
Prairie Absentees	328			131	176	7	115	159	13	4						
San De Fuca	200	563	35.5	78	113	9	67	105	11	6						
San De Fuca Absentees	250			101	133	6	91	122	11	6						
Sandy Point	316	810	39.0	189	109	14	160	104	18	5						
Sandy Point Absentees	381			206	162	10	185	138	19	4						
Saratoga	332	814	40.8	225	104	2	187	102	5	5						
Saratoga Absentees	400			201	181	9	185	170	4	8						
Scenic Heights	97	292	33.2	36	60		26	55	3	1						
Scenic Heights Absentees	156			52	94	5	58	75	6	5						
Silver Lake	225	534	42.1	92	125	4	54	126	6	9						
Silver Lake Absentees	236			85	139	4	78	133	6	3						
Maxwelton	430	909	47.3	279	131	9	252	113	20	8						
Maxwelton Absentees	349			165	170	6	145	137	22	6						
Swantown	293	797	36.8	103	176	9	82	154	14	5						
Swantown Absentees	405			119	266	8	109	243	9	5						
Triangle Cove	258	932	27.7	123	128	4	112	118	2	1						
Triangle Cove Absentees	537			204	310	10	198	280	6	4						
Useless Bay	373	943	39.6	179	179	8	139	167	12	5						
Useless Bay Absentees	457			209	235	6	179	219	6	7						
Utsalady	323	854	37.8	150	162	7	150	137	5	7						
Utsalady Absentees	437			196	224	10	175	199	13	5						
Westview	285	783	36.4	112	165	4	87	158	8	2						
Westview Absentees	353			110	228	5	97	192	7	5						
Driftwood	390	1210	32.2	154	227	7	127	216	10	5						
Driftwood Absentees	570			248	297	14	223	253	26	18						
Admiralty	300	947	31.7	152	138	7	133	122	11	8						
Admiralty Absentees	515			265	224	9	224	214	13	8						
Hastie Lake	291	718	40.5	83	197	9	89	165	11	7						
Hastie Lake Absentees	302			93	198	3	81	181	5	4						
Highland	366	855	42.8	133	218	10	115	194	14	10						
Highland Absentees	337			108	205	9	87	185	13	8						
Countryside	245	538	45.5	97	143	3	77	134	6	1						
Countryside Absentees	198			79	106	4	60	95	11	6						
Double Bluff	120	367	32.7	45	70	1	44	64	1	2						
Double Bluff Absentees	211			83	112	7	76	110	4	3						
Lone Lake	379	844	44.9	239	124	14	203	112	15	11						
Lone Lake Absentees	358			205	135	10	181	115	19	6						
Bush Point	326	854	38.2	176	135	10	162	110	17	13						
Bush Point Absentees	431			184	215	11	168	202	23	1						

ABSTRACT ELECTION REPORT

RPT DATE: 11/29/2000

TOTAL FULL PICKUPS

RPT #: 108.09

PAGE #: 3

General Election Held November 7, 2020  
Recount

Logical Page # 01-01	Turnout	Current	Percentage	U M I r t i e a d C S a t t w e e l S e n a t o r	S l a d e G o r t o n	J e f f J a r e d	S D e c n e L e t a B r o y n k O e r S t a t e	S a m R e e d	J B r a d l e y G i b s o n	C h r i s L o f t i s
Possession	120	392	30.6	70	44	2	58	38	4	2
Possession Absentees	226			101	110	8	93	97	8	3
Polnell	162	514	31.5	58	97	4	52	93	3	2
Polnell Absentees	298			77	207	4	75	188	5	5
Soundview	226	563	40.1	77	138	8	66	119	14	1
Soundview Absentees	224			65	150	5	53	144	4	
Point Allen	204	537	38.0	93	100	10	86	92	10	
Point Allen Absentees	238			117	116	1	104	110	2	3
Coveland	210	549	38.3	94	107	7	81	95	7	1
Coveland Absentees	279			126	137	8	116	126	13	8
Coupeville 1	248	548	45.3	128	104	11	127	86	9	6
Coupeville 1 Absentees	235			111	116	4	107	89	6	4
Coupeville 2	204	455	44.8	96	96	7	79	88	9	2
Coupeville 2 Absentees	195			102	77	4	86	69	6	4
Oak Harbor 1	100	289	34.6	36	61	2	29	58	2	1
Oak Harbor 1 Absentees	135			66	59	3	54	57	2	1
Oak Harbor 2	97	229	42.4	44	49	2	33	43	6	2
Oak Harbor 2 Absentees	85			36	44	1	33	41	1	1
Oak Harbor 3	140	301	46.5	46	87	5	43	76	4	5
Oak Harbor 3 Absentees	105			35	67	2	29	64	4	2
Oak Harbor 4	76	174	43.7	29	46	1	26	41	4	1
Oak Harbor 4 Absentees	78			25	48	3	26	42	2	
Oak Harbor 5	152	419	36.3	68	66	6	61	63	6	2
Oak Harbor 5 Absentees	180			68	101		67	89	6	
Oak Harbor 6	111	288	38.5	39	65	5	34	52	3	4
Oak Harbor 6 Absentees	123			53	58	2	48	50	4	2
Oak Harbor 7	210	590	35.6	100	99	7	75	78	20	5
Oak Harbor 7 Absentees	240			107	115	6	114	94	7	4
Oak Harbor 8	140	517	27.1	59	78	2	42	80	1	2
Oak Harbor 8 Absentees	287			101	171	2	93	147	4	
Oak Harbor 9	211	495	42.6	90	103	5	56	112	17	5
Oak Harbor 9 Absentees	151			40	96	2	27	90	7	5
Oak Harbor 10	151	368	41.0	67	79	4	50	74	6	5
Oak Harbor 10 Absentees	142			32	104	1	36	90	5	
Oak Harbor 11	262	613	42.7	116	133	9	101	114	13	10
Oak Harbor 11 Absentees	178			74	87	8	68	77	9	7
Oak Harbor 12	137	307	44.6	54	80	1	39	73	6	4
Oak Harbor 12 Absentees	123			33	85	2	30	74	5	2
Oak Harbor 13	225	492	45.7	71	144	5	59	122	4	6

ABSTRACT ELECTION REPORT

RPT DATE: 11/29/2000

RPT #: 108.09

PAGE #: 4

TOTAL FC LL PICKUPS

General Election Held November 7, 2020  
Recount

Logical Page # 01-01	T u r n o u t	C u r r e n t	P e r c e n t	U n a i r i t e a d C S a t t w e e s l S e n a t o r	S l a d e G o r t o n	J e f f J a r e d	S D e c n r e L a B r o y n k O e r S t a t e	S a m R e e d	J B r a d l e y G i b s o n	C h r i s L o f t i s				
Oak Harbor 13 Absentees	173			61	97	4	53	83	2	3				
Oak Harbor 14	363	836	43.4	137	211	6	105	192	5	14				
Oak Harbor 14 Absentees	325			92	205	12	71	194	7	5				
Oak Harbor 15	387	989	39.1	139	230	7	115	209	13	6				
Oak Harbor 15 Absentees	445			138	284	5	116	259	9	16				
Langley 1	94	208	45.2	73	18		57	23	1	1				
Langley 1 Absentees	93			58	22	5	54	24	3	2				
Langley 2	215	558	38.5	152	53	8	128	58	9	5				
Langley 2 Absentees	271			168	91	2	158	83	3	3				
TOTALS:	33550	39863	84.2	14676	17249	777	12844	15520	1202	614				