

**OFFICIAL RETURNS
OF THE
SPECIAL
ELECTION**

FEBRUARY 4, 2003

**ISLAND COUNTY
STATE OF WASHINGTON**




Oath of County Auditor

STATE OF WASHINGTON)
) ss.
COUNTY OF ISLAND)

I solemnly swear that the returns of the Special Election held on February 4, 2003 in Island County, State of Washington, have been in no way altered by additions or erasures and that they are the same as when they were deposited in my office.



CHAIRMAN, BOARD OF COUNTY
COMMISSIONERS



ISLAND COUNTY AUDITOR

Certification of the Canvassing Board

STATE OF WASHINGTON)
) ss.
COUNTY OF ISLAND)


The undersigned officers designated by law as constituting the Canvassing Board for the County of Island, State of Washington, hereby certify that this is a full, true and correct copy of the Abstract of Votes cast at the Island County Special Election held on February 4, 2003 in Island County, State of Washington; that the total number of votes cast in said election was 14,165.

Votes for the proposition 7779

Votes against the proposition 6386

The totals for the Sno-Isle Intercounty Rural Library District will be forwarded to Snohomish County and combined with theirs to determine validation and percentage of total yes votes.

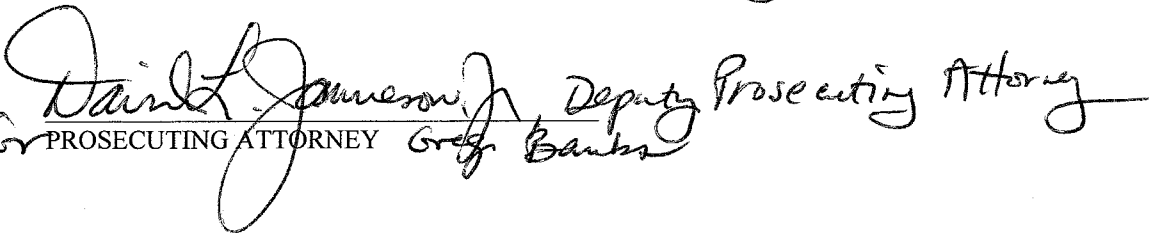
WITNESS our hand and seal this 14th day of February 2003.



CHAIRMAN, BOARD OF COUNTY
COMMISSIONERS



ISLAND COUNTY AUDITOR


for PROSECUTING ATTORNEY Greg Banks Deputy Prosecuting Attorney

Sho-Isle Library Special Election
4-Feb-03

	Touch Screen			Punch Cards			Total		
	For	Against	Total	For	Against	Total	For	Against	Total
Ault	5	6	11			-	5	6	11
Austin/Bush Point	57	9	66			-	57	9	66
Camano/Madrona	28	15	43		1	1	28	16	44
Clinton			-	77	70	147	77	70	147
Cornet/Soundview	18	16	34			-	18	16	34
Country Club/Driftwood MB Pt	50	16	66			-	50	16	66
Deer Lake/Glendale	61	10	71	2	1	3	63	11	74
Dugualla/Highland	49	28	77	2	1	3	51	29	80
Freeland			-	120	93	213	120	93	213
Greenbank/Lagoon Point	90	14	104			-	90	14	104
Hillcrest/Swantown	44	19	63	2		2	46	19	65
Maple Grove Tri CV Liv Ut	35	14	49			-	35	14	49
Penn Cove			-	86	65	151	86	65	151
San de Fuca	48	12	60			-	48	12	60
Sandy Point	36	5	41			-	36	5	41
Saratoga	40	4	44	4		4	44	4	48
Scenic Heights			-	76	87	163	76	87	163
Silver Lake Country SD Point	109	73	182			-	109	73	182
Maxwelton	44	14	58		2	2	44	16	60
Westview/West Beach	21	12	33			-	21	12	33
Admiralty Central Prairie	128	15	143			-	128	15	143
Hastie Lake/Fort Nugent	20	8	28	1		1	21	8	29
Double Bluff			-	120	70	190	120	70	190
Lone Lake/Useless Bay	61	13	74			-	61	13	74
Possession			-	116	98	214	116	98	214
Coupeville 1 & 2	73	7	80			-	73	7	80
Oak Harbor 1			-	98	48	146	98	48	146
Oak Harbor 2			-	39	40	79	39	40	79
Oak Harbor 3			-	67	80	147	67	80	147
Oak Harbor 4			-	26	34	60	26	34	60
Oak Harbor 5 & 9 & 10	13	10	23			-	13	10	23
Oak Harbor 6			-	41	62	103	41	62	103
Oak Harbor 7 & 11 & 13	30	19	49	1		1	31	19	50
Oak Harbor 8 & 15 & 12 & 14	72	34	106	1	3	4	73	37	110
Absentees			-	5,768	5,258	11,026	5,768	5,258	11,026
Total	1,132	373	1,505	6,647	6,013	12,660	7,779	6,386	14,165
			-	-	-	-	-	-	-
							54.92%	45.08%	-

