

OFFICIAL RETURNS
OF THE
SPECIAL ELECTION
OF
ISLAND COUNTY PUBLIC TRANSPORTATION BENEFIT
AREA CORPORATION (ISLAND TRANSIT)
AND
OAK HARBOR SCHOOL DISTRICT NO. 201
ISLAND COUNTY, WASHINGTON

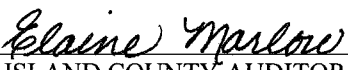
MAY 16, 2000




Oath of County Auditor

STATE OF WASHINGTON)
) ss.
COUNTY OF ISLAND)

I solemnly swear that the returns of the Special Election for Island County Public Transportation Benefit Area Corporation (Island Transit) and Oak Harbor School District No. 201 held on May 16, 2000 in Island County, State of Washington, have been in no way altered by additions or erasures and that they are the same as when they were deposited in my office.


ISLAND COUNTY AUDITOR *Chief Deputy*



CHAIRMAN, BOARD OF COUNTY
COMMISSIONERS

Certification of the Canvassing Board

STATE OF WASHINGTON)
) ss.
COUNTY OF ISLAND)

The undersigned officers designated by law as constituting the Canvassing Board for the County of Island, State of Washington, hereby certify that this is a full, true and correct copy of the Abstract of Votes cast at the Island County Special Election for Island County Public Transportation Benefit Area Corporation (Island Transit) and Oak Harbor School District No. 201 held on May 16, 2000, in Island County, State of Washington; that the total number of votes cast in said election was 16801 for Island Transit with 9659 yes votes for a 57.5% yes vote for passing and Oak Harbor School District No. 201 total votes cast was 6846 with 3427 yes votes with a 50.1% yes vote for failing. Island Transit Passed. Oak Harbor School District No. 201 Proposition Validated but failed.

WITNESS our hand and seal this 26th of May 2000.


CHAIRMAN, BOARD OF COUNTY
COMMISSIONERS


ISLAND COUNTY AUDITOR *Chief Deputy*


PROSECUTING ATTORNEY

TOTAL FOR ALL PICKUPS

Special Election Held May 16, 2000 Island Transit And Oak Harbor School District											
Logical Page # 01-01	T u r n o u t	C u r r e n t	P e r c e n t		I F S o L r A N P D r o T p R o A s N i S t I i T o n	A g a i n s t P r o p o s i t i o n			O F A o K r H P A r R o B o P o R s i S t C i H o O n L D I S T	A g a i n s t P r o p o s i t i o n	
AULT	82	573	14.3		41	41			48	34	
AUSTIN/DOUBLE BLUFF	133	1169	11.4		98	34					
CAMANO	76	965	7.9		48	28					
CLINTON/DEER LAKE	164	1209	13.6		112	52					
CORNET/SOUNDVIEW	168	965	17.4		82	85		74		92	
COUNTRYCLUB/DRIFTWOOD	139	2054	6.8		91	47					
DUGUALLA/HIGHLAND	268	1546	17.3		123	143		149		118	
GLENDALE/POSSESSION	180	1255	14.3		131	49					
GREENBANK/LAGOON POINT	229	1516	15.1		164	64					
HILLCREST	120	537	22.3		66	54		65		55	
LIVINGSTON BAY	53	673	7.9		33	20					
MABANA & POINT ALLEN	111	1347	8.2		58	52					
MADRONA	82	978	8.4		39	43					
MAPLE GROVE	53	947	5.6		22	31					
PRAIRIE/CENTRAL	213	1220	17.5		148	64					
SAN DE FUCA/COVELAND	141	1087	13.0		98	43					
SANDY POINT	119	841	14.1		101	18					
SARATOGA	131	847	15.5		108	21					
SCENIC HEIGHTS	59	297	19.9		26	31		34		25	
SILVER LK/POLNELL	283	1051	26.9		121	162		129		151	
MAXWELTON	197	913	21.6		153	42					
SWANTOWN	200	843	23.7		103	96		131		68	
TRIANGLE COVE/UTSALADY	100	1685	5.9		62	38					
WESTVIEW	150	754	19.9		84	66		81		68	
ADMIRALTY	125	921	13.6		88	33					
HASTIE LK/PENN COVE	235	1029	22.8		110	125		109		126	
COUNTRYSIDE	148	553	26.8		73	75		75		73	
LONE LK/USELESS BAY	235	1799	13.1		169	65					
BUSH POINT/FREELAND	129	1274	10.1		109	19					
COUPEVILLE 1 & 2	235	1007	23.3		186	49					
OAK HARBOR 1 & 8	154	786	19.6		87	66		104		45	
OAK HARBOR 2 & 3	132	568	23.2		78	54		72		60	
OAK HARBOR 4 & 10	145	555	26.1		77	64		80		60	
OAK HARBOR 5 & 9	131	914	14.3		90	41		109		22	
OAK HARBOR 6 & 7	116	902	12.9		59	54		74		40	
OAK HARBOR 11	119	638	18.7		56	61		76		41	
OAK HARBOR 12 & 14	312	1114	28.0		174	136		227		85	
OAK HARBOR 13	120	504	23.8		57	63		69		51	
OAK HARBOR 15	227	1036	21.9		111	115		136		88	

TOTAL FOR ALL PICKUPS

Special Election Held May 16, 2000
Island Transit And Oak Harbor School District

Logical Page # 01-01	T u r n o u t	C u r r e n t	P e r c e n t		I S A N D T R A N S I T	A g a i n s t			O F A O K H A R B O R S C H O O L D I S T R I C T	A g a i n s t				
LANGLEY 1 & 2	155	778	19.9		132	23								
ISLAND TRANSIT	0	0												
ISLAND TRANSIT	6985				4130	2801								
ISLAND TRANSIT/OH SCHOOL	0	0												
ISLAND TRANSIT/OH SCHOOL	3794				1761	1974			1585	2117				
TOTALS:	16948	39650	42.7		9659	7142			3427	3419				