

Treasurer's Monthly Report

Financial Data as of July 31, 2025

- Investment Rates and Balances as of July 31, 2025:

DESCRIPTION	RATE
ICT Investment Pool	3.06%
WA State Treasurer LGIP	4.39%
US Treasury, 3 month	4.33%
US Treasury, 6 month	4.27%
US Treasury, 1 year	4.11%
US Treasury, 2 year	3.92%
US Treasury, 3 year	3.86%
US Treasury, 4 year	3.90%
US Treasury, 5 year	3.94%

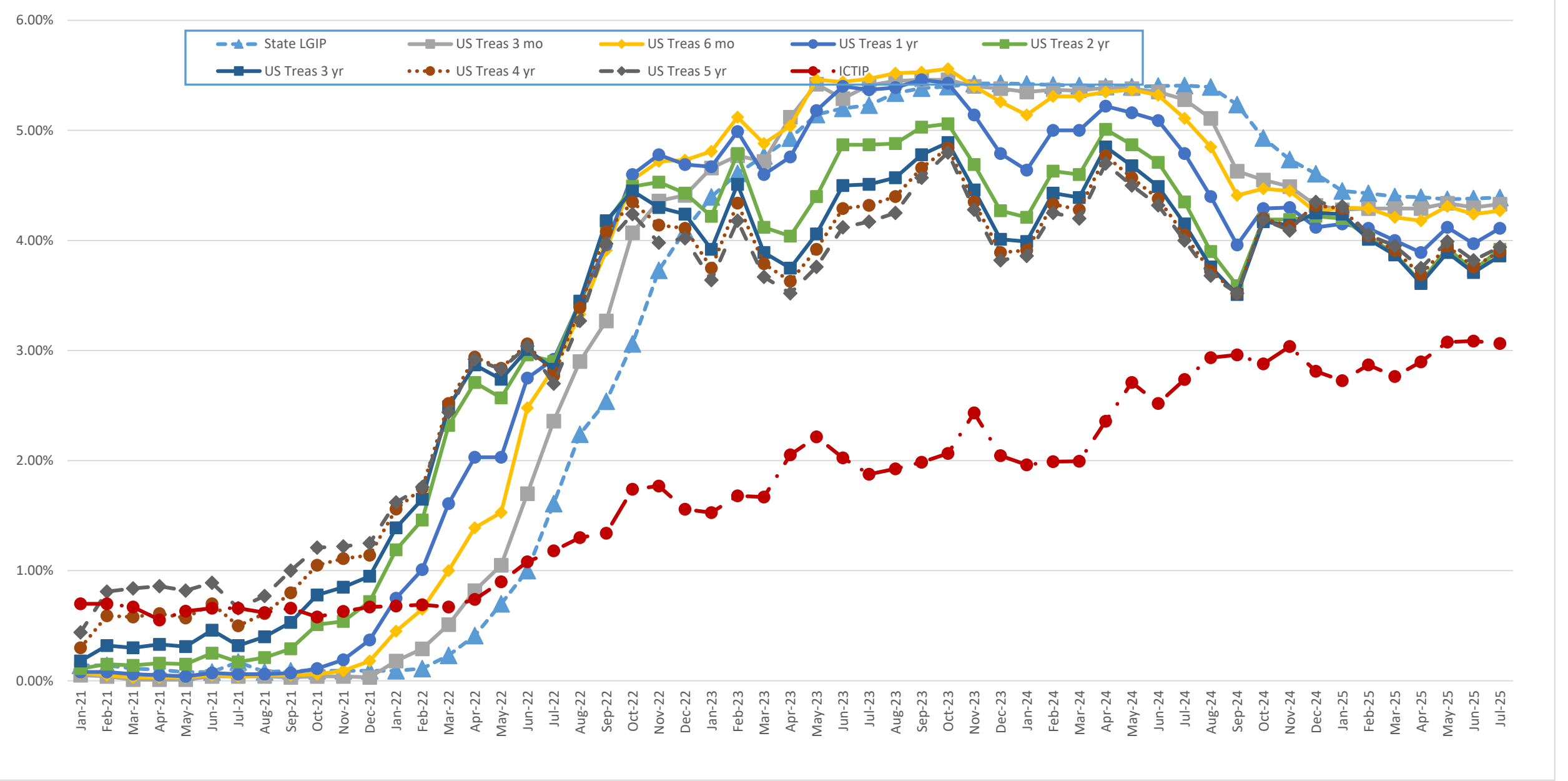
County (Residual) Investment in ICTIP	39%	\$116,127,549
Junior Taxing Districts' Investment in ICTIP	61%	<u>\$179,321,176</u>
Island County Treasurer's Investment Pool		\$295,448,725

- Cash Held for Daily Needs in Depositaries:

Key Bank	\$ 14,226,015
Whidbey Island Bank	<u>\$ 2,163,821</u>
Total Cash Balances	\$ 16,389,836

- 21% of our investment pool is invested in the WA ST LGIP, and 46% is < 1-year maturity (assuming no calls). Last year, two taxing districts issued bonds with proceeds totaling approximately \$45MM for which they will expense within a year; and which approximately \$40 MM remains in the LGIP.
- As of July 31, 2025, the 2025 property tax levies for Current Expense, Roads, and Conservation Futures were 55.2% collected. The comparable 2024 YTD collections in July 2024 was 55.4%.
- Foreclosure Update – 2025 started with 101 properties subject to foreclosure. As of July 31st, 88 properties were redeemed from foreclosure, so the count is down to 13. Collection procedures are ongoing to avoid auction of these properties.
- The number of REET affidavits processed in July was 355 compared to 368 in June and 302 in July 2024. The County's portion of excise revenue was \$491,250 in July, on sales of \$117 MM. This REET activity resulted in Island County YTD excise revenue of **\$297,000 more** than for the same period in 2024, **\$173,000 more** than in 2023, and **\$576,000 less** than in 2022.

Investment Earnings Rate Comparison, January 2021 - July 2025

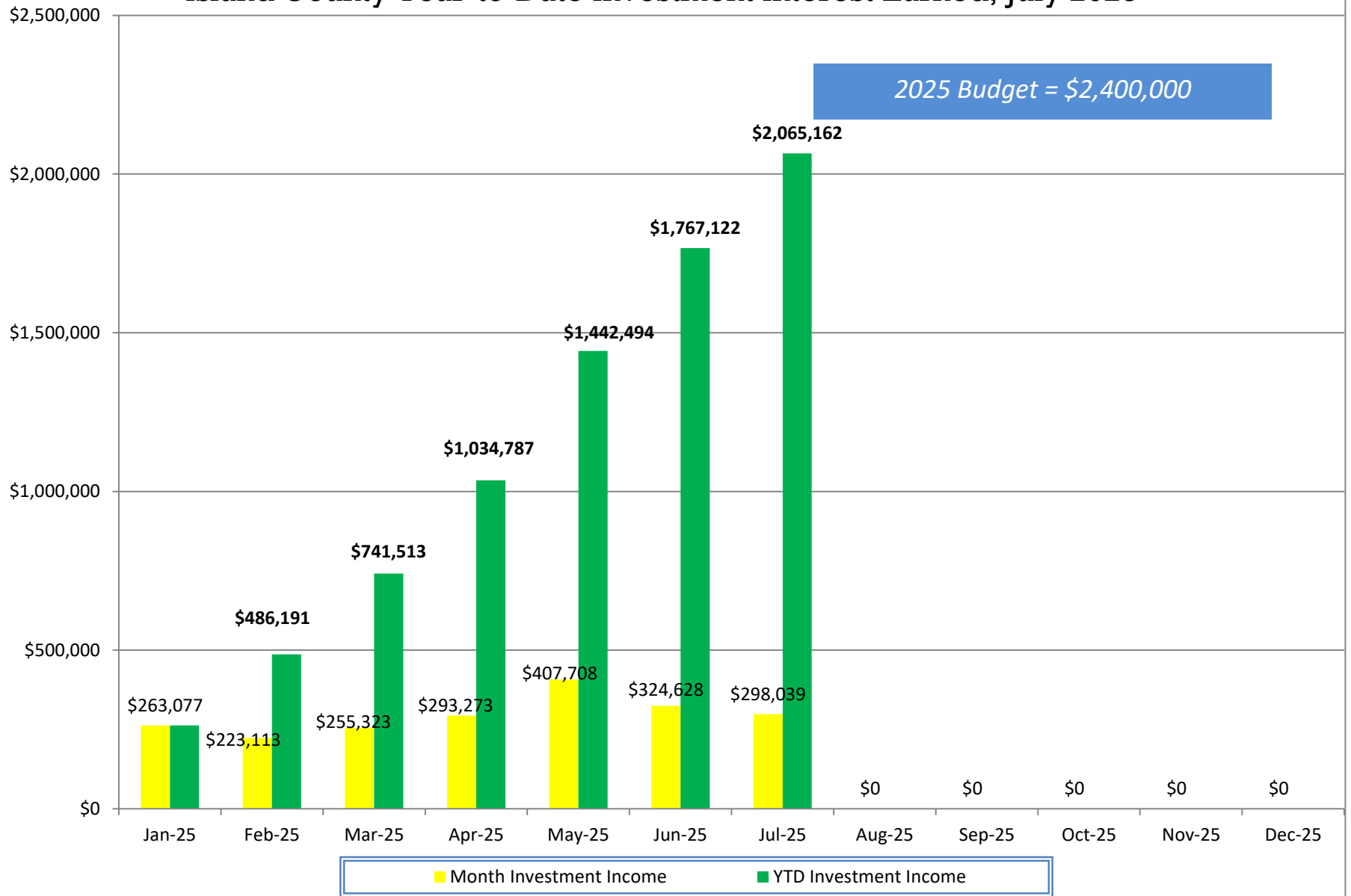


Island County Treasurer's Investment Pool
Participant Investment Balances by Fund
July 31, 2025

Fund#	Fund Description	Par Value
621	FREELAND WATER/SEWER RESERVE	485,000.00
626	FIRE DISTRICT #5 SICK LEAVE	156,933.43
628	FIRE DISTRICT #1 TRUST	17,050.00
629	FIRE DISTRICT #1 MAINTENANCE	4,528,000.00
631	S201 GENERAL	3,083,927.00
632	S201 ASB	935,289.00
633	S201 TRANS VEHICLE	212,946.00
634	S201 BOND REDEMPTION	178,733.00
635	S201 CAPITAL PROJECT	12,957,000.00
637	FIRE DISTRICT #2 EXPENSE	3,075,000.00
638	FIRE DISTRICT #3 EXPENSE	1,408,387.51
640	FIRE DISTRICT #5 MAINTENANCE	4,027,874.00
642	FIRE DISTRICT #1 BOND REDM	559,935.00
643	FIRE DISTRICT #5 CAPITAL	2,718,445.00
644	FIRE DISTRICT #5 BOND	5,000.00
647	SO WHID PARK REC MAINTENANCE	937,826.09
648	NO WHID POOL PARK REC BOND	230.40
649	NO WHID POOL PARK REC RESERVE	551,055.34
651	CEMETERY DISTRICT #1	70,000.00
652	CEMETERY DISTRICT #2	500,000.00
653	PORT COUPEVILLE MAINTENANCE	800,000.00
654	PORT SOUTH WHIDBEY	422,000.00
655	PORT MABANA MAINTENANCE	27,800.00
657	PORT SOUTH WHIDBEY BOND	189,095.20
675	S204 GENERAL FUND	500,000.00
676	S204 ASB FUND	145,000.00
677	S204 TRANS VEHICLE	43,699.00
678	S204 BOND REDEMPTION	5,000.00
679	S204 BUILDING	3,525,000.00
683	S206 GENERAL FUND	2,500,000.00
684	S206 ASB	50,000.00
685	S206 TRANSPORTATION VEHICLE	359,500.00
687	S206 BUILDING (CP)	26,000,000.00
688	S206 CAPITAL PROJECT (CA)	2,080,000.00
690	S206 NONEXP TRUST	800,000.00
696	SARATOGA BOND RESERVE	212,193.49
697	PORT COUPEVILLE IDD FUND	2,000,000.00
701	CLINTON WATER MAINTENANCE	65,334.17
705	LONG BEACH MAINTENANCE	20,129.51
707	PENN COVE MAINTENANCE	1,100,000.00
719	BAYVIEW BEACH EMERGENCY	162,500.00
720	CLINTON WATER CONSTRUCTION	30,813.30
722	LONG BEACH CONSTRUCTION	69,870.49
723	LAGOON POINT CAPITAL	850,000.00
725	CAMANO VISTA CAPITAL IMP	166,000.00
726	FIRE DISTRICT #3 CONTINGENCY ACCT	170,707.00
727	FIRE DISTRICT #3 RESERVE ACCT	53,219.00
728	BAYVIEW BEACH SFR WATERLINE	46,113.00
729	CLINTON BOND	36,036.83
730	CROCKETT LAKE CONSTRUCTION	360,000.00
739	JUNIPER BEACH MAINTENANCE	200,000.00
741	SO WHID PARK REC CONSTRUCTION	14,330,500.00
742	FREELAND CONSTRUCTION	1,615,000.00
755	ISLAND TRANSIT/PTBA	70,000,000.00
758	PENN COVE CONSTRUCTION	1,100,000.00
760	CLINTON WATER CAPITAL	361,657.04
761	ADMIRALS COVE CAPITAL IMPROVEMENT	700,000.00
763	SWANTOWN CAPITAL	175,000.00
764	SCATCHET HEAD WATER EMERGENCY	343,434.44
765	LEDGEWOOD BEACH CAPITAL	463,500.00
766	BAYVIEW BEACH CONSTRUCTION	195,642.00
769	CLINTON WATER SEWER	505.45
771	FIRE DISTRICT #1 CAPITAL FACIL	2,541,871.44
772	HOLMES HARBOR TRUST LOAN	63,152.00
775	SO WHID PARKS & REC RESERVE	639,788.00
776	FIRE DISTRICT #1 CAPITAL	2,870,923.83
777	FIRE DISTRICT #1 RESERVE	3,741,576.00
779	MAIN STREET SEWER	150,000.00
783	ADMIRALS COVE EMERGENCY RES	103,000.00
785	HOLMES HARBOR CAPITAL IMP	55,603.00
786	HOLMES HARBOR REPLACEMENT	107,482.00
788	NO WHID POOL PARK & REC CAPITAL	8,470.65
789	CLINTON WTR DIST ENCUMBER ACCT	314,126.89
795	CROCKETT LAKE EMERGENCY RES	41,300.00
920	RESIDUAL (ISLAND COUNTY)	116,127,549.05

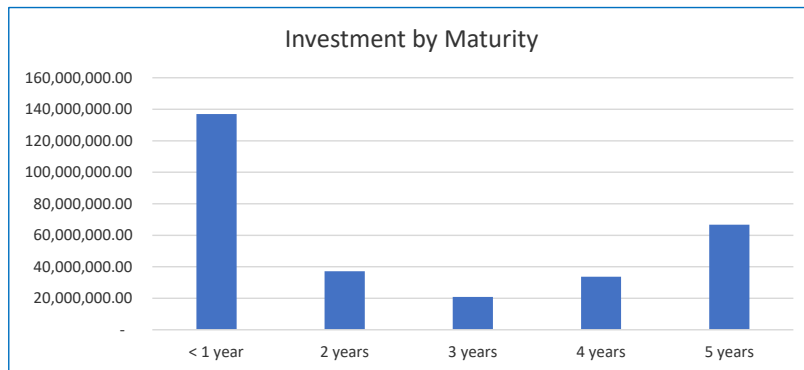
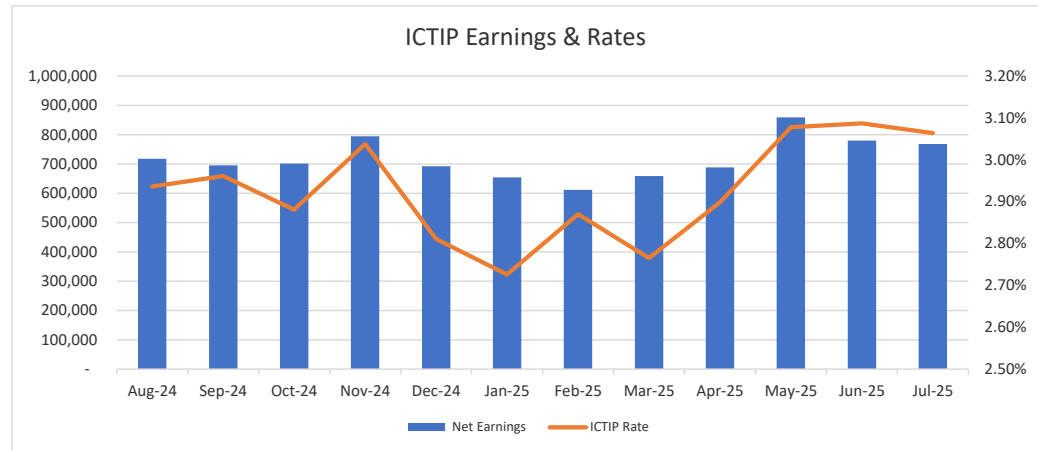
295,448,724.55

Island County Year-to-Date Investment Interest Earned, July 2025



Date: **July 31, 2025**

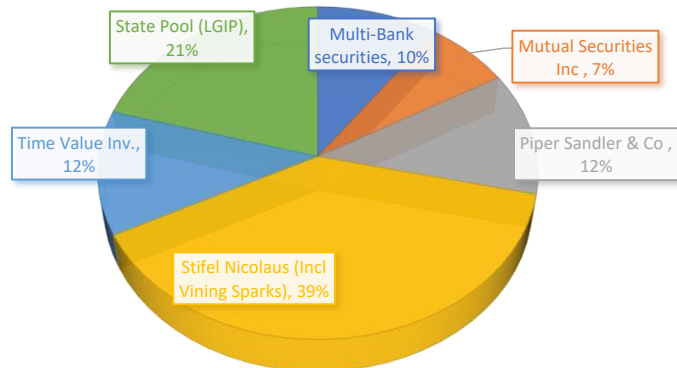
	July-2025	6/30/2025
ICTIP Rate	3.06%	3.09%
LGIP Rate	4.39%	4.38%
Net Earning	\$ 768,454	780,048
as of		
12-Month Average	7/31/2025	as of 6/30/2025
ICTIP Rate	2.93%	2.90%
LGIP Rate	4.64%	4.73%
Net Earning	\$ 718,556	705,510.78
2 Year US Treasury	3.88%	4.00%



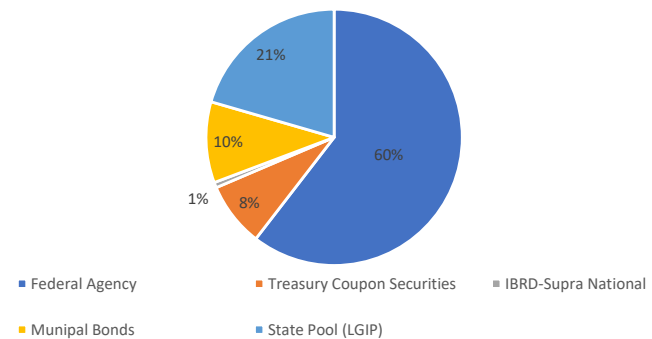
Investment by Issuer

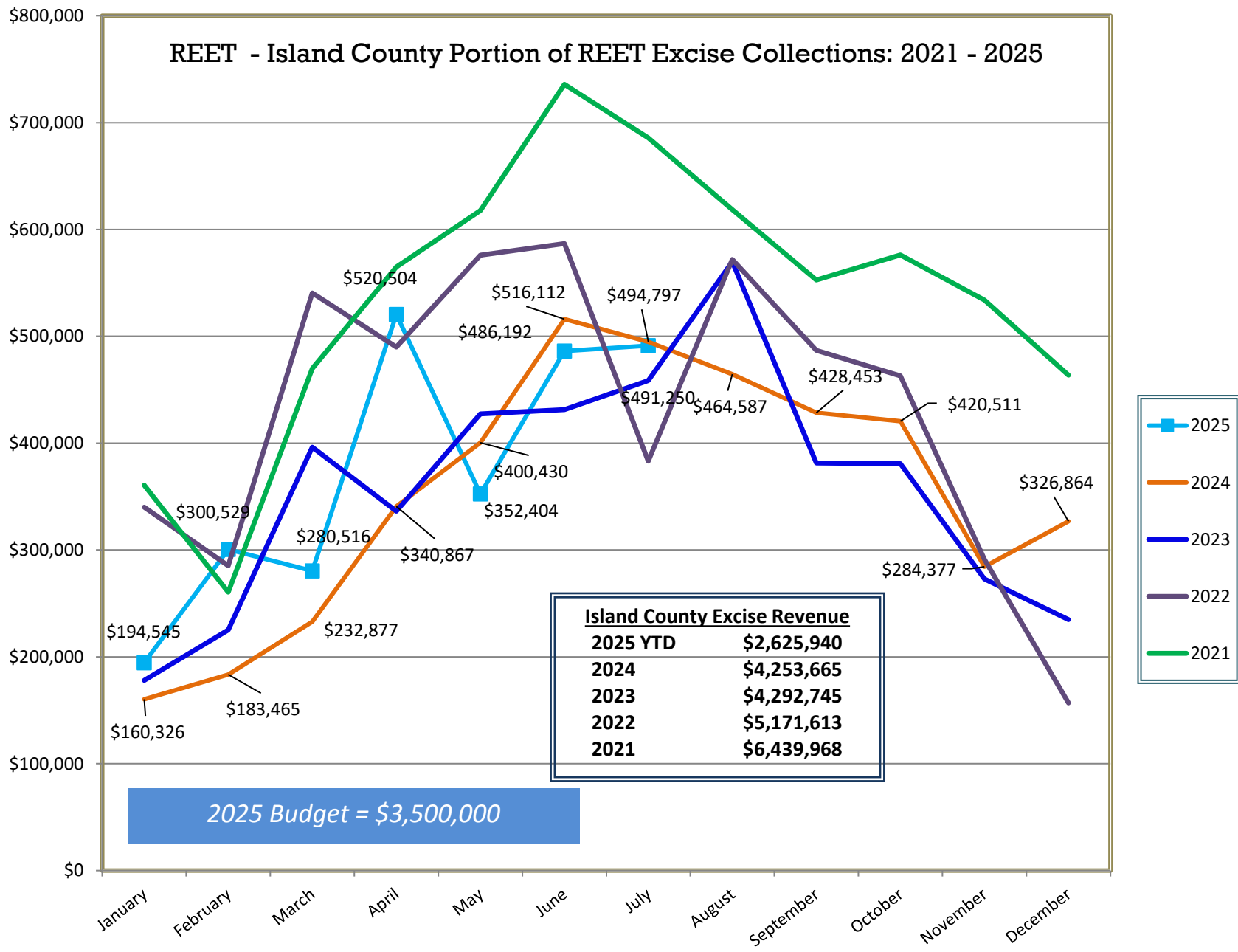
Issuer	%-tage	Par Value	Debt Policy	Variance
US Treasury Bills and Notes	8%	24,000,000.00	90%	82%
Fed Agri Mtg Corp	6%	18,000,000.00	40%	34%
Fed Farm Credit Bk	9%	27,000,000.00	40%	31%
Fed Home Loan Bk	31%	91,940,000.00	40%	9%
Fed Home Loan Mtg Corp	4%	11,000,000.00	40%	36%
Fed Nat'l Mtg Assn	10%	30,695,000.00	40%	30%
Municipal Bonds	10%	30,190,000.00	35%	25%
State Pool (LGIP)	21%	60,623,724.55	90%	69%
Supranationals	1%	2,000,000.00	5%	4%
	100%	295,448,724.55		

INVESTMENT BY DEALER

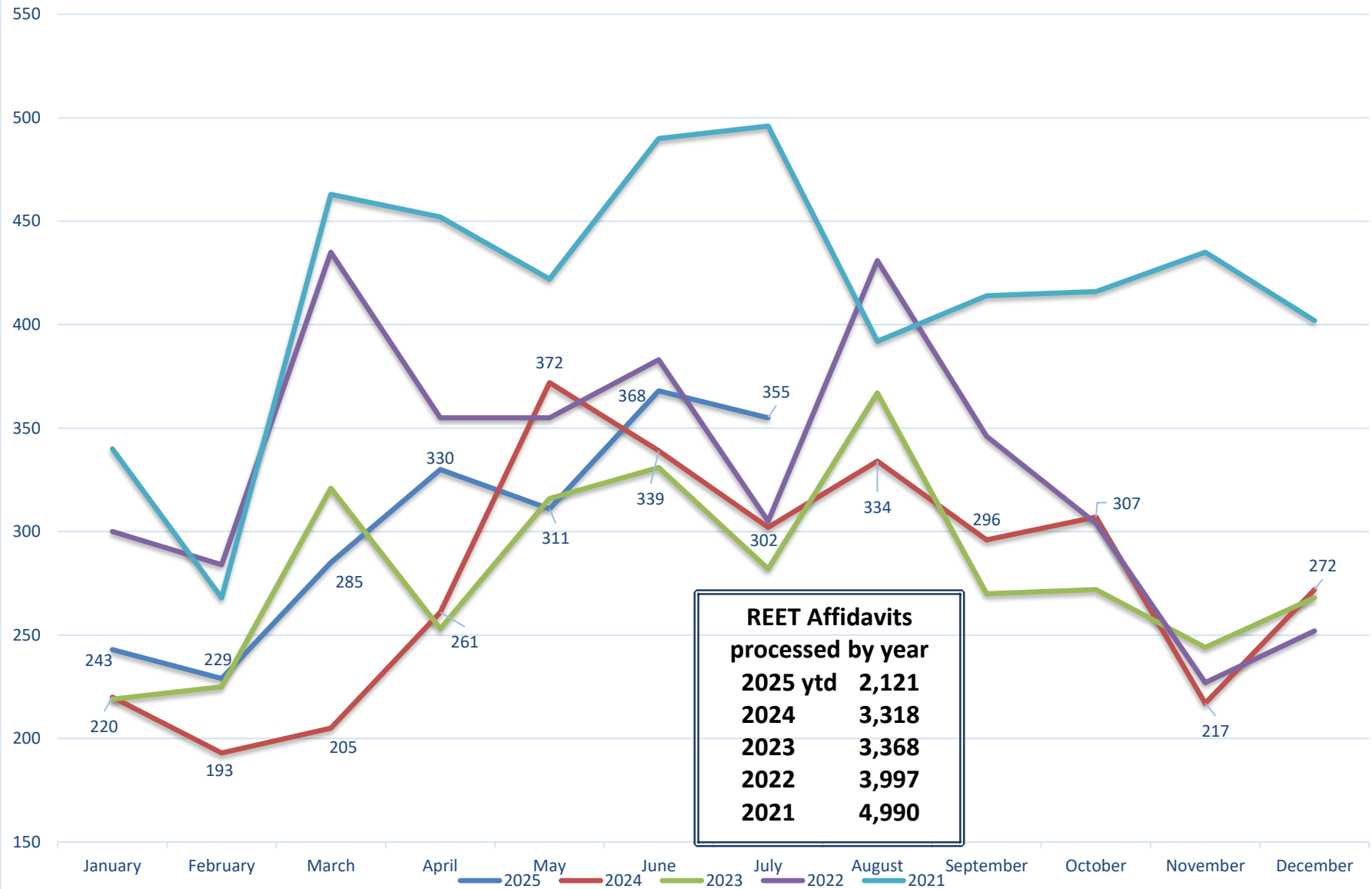


Investment by Type





Island County 2021-25 REET - Number of Affidavits Processed by Month



YTD Island County Excise Revenue through July, by Year

