

OFFICIAL RETURNS

PRIMARY ELECTION ***August 5, 2025***



ISLAND COUNTY
STATE OF WASHINGTON

Oath of Authenticity


STATE OF WASHINGTON)
) ss.
COUNTY OF ISLAND)

I solemnly swear that the unofficial returns and supporting documentation of the
Primary Election held on August 5, 2025, in ISLAND County, State
of Washington, are true and correct.


County Auditor

Subscribed and sworn before me this 19th day of August 2025


County Legislative Authority (witness)


County Prosecuting Attorney (witness)

Certification of the Canvassing Board


STATE OF WASHINGTON)
) ss.
COUNTY OF ISLAND)

The undersigned officers designated by law as constituting the Canvassing Board for
the County of ISLAND, State of Washington, hereby certify that this is a full,
true, and correct copy of the Abstract of Votes including the number of registered eligible
voters, cumulative results, precinct results, and report of votes cast at the Primary Election
held on August 5, 2025, in ISLAND County, State of Washington.


Witness our hands and official seal this 19th day of August 2025

(Affix County Seal)




County Auditor



County Legislative Authority


County Prosecuting Attorney

Primary Election – August 5, 2025
Report to the Canvassing Board at Certification

1. The equipment used to tabulate the ballots consists of HART Verity software and Canon Scanners. This system is certified for use in Washington State by the Secretary of State. The programming for this election was done by the Elections Division.
2. A logic and accuracy test was performed in conjunction with statute. No anomalies were found.
3. All ballots were stored and locked in a secure area, both prior to the election and afterward.
4. All absentee ballots were processed according to statute. Experienced staff verified all signatures.
5. All ballots deemed eligible for counting have been counted: 18,522. This represents a ballot return rate of 28.63%.
6. No system problems were encountered.
7. Ballots brought to the attention of the canvassing board included ballots with no signatures, mismatched signatures, late postmarks, invalid ballots and a case of three ballots for referral to the Prosecuting Attorney.
8. A random batch audit was conducted, in accordance with statute. No anomalies were discovered.
9. Ballot count reconciliations were performed throughout the process to ensure that all ballots received have been accounted for.




Sheilah Crider, Auditor

Date: August 19, 2025


MB
KM

Cumulative Results Report

August 2025 Primary Election

Run Time 3:22 PM
Run Date 08/19/2025

Island County, WA

Official Primary Election

8/5/2025
Page 1

Official Results

Registered Voters
18522 of 64696 = 28.63%

Precincts Reporting
90 of 90 = 100.00%

Island County Fire Protection District No. 1 (known as Camano Island Fire & Rescue) - Renewal of Six Year Emergency Medical Services Property Tax Levy

Choice	Party	Absentee Voting		Early Voting		Election Day Voting		Total	
Yes		4,731	74.43%	0	0.00%	0	0.00%	4,731	74.43%
No		1,625	25.57%	0	0.00%	0	0.00%	1,625	25.57%
Cast Votes:		6,356	100.00%	0	0.00%	0	0.00%	6,356	100.00%
Undervotes:		3		0		0		3	
Overvotes:		1		0		0		1	
Rejected write-in votes:		0		0		0		0	
Unresolved write-in votes:		0		0		0		0	

Whidbey Island Public Hospital District, Commissioner, Position 5

Choice	Party	Absentee Voting		Early Voting		Election Day Voting		Total	
Dennis Rochier		5,466	45.78%	0	0.00%	0	0.00%	5,466	45.78%
Kirk Gasper		4,896	41.01%	0	0.00%	0	0.00%	4,896	41.01%
Morgan Cooper		673	5.64%	0	0.00%	0	0.00%	673	5.64%
Theodore C. Smith		904	7.57%	0	0.00%	0	0.00%	904	7.57%
Cast Votes:		11,939	100.00%	0	0.00%	0	0.00%	11,939	100.00%
Undervotes:		57		0		0		57	
Overvotes:		57		0		0		57	
Rejected write-in votes:		0		0		0		0	
Unresolved write-in votes:		109		0		0		109	

Central Whidbey Island Fire & Rescue, Commissioner, Position 2

Choice	Party	Absentee Voting		Early Voting		Election Day Voting		Total	
Larry Goff		1,580	62.43%	0	0.00%	0	0.00%	1,580	62.43%
Christopher E. Chan		872	34.45%	0	0.00%	0	0.00%	872	34.45%
Scott Austin		79	3.12%	0	0.00%	0	0.00%	79	3.12%
Cast Votes:		2,531	100.00%	0	0.00%	0	0.00%	2,531	100.00%
Undervotes:		216		0		0		216	
Overvotes:		0		0		0		0	
Rejected write-in votes:		0		0		0		0	
Unresolved write-in votes:		7		0		0		7	

Canvass Results Report

August 2025 Primary Election

Run Time 11:18 AM

Run Date 08/19/2025

Island County, WA

Official Primary Election

8/5/2025

Page 1

Official Results

Registered Voters

18522 of 64696 = 28.63%

Precincts Reporting

90 of 90 = 100.00%

Island County Fire Protection District No. 1 (known as Camano Island Fire & Rescue) - Renewal of Six Year Emergency Medical Services Property Tax Levy

Precinct	Yes	No	Cast Votes	Undervotes	Overvotes	Rejected write-in votes	Unresolved write-in votes	Absentee Voting Ballots Cast	Early Voting Ballots Cast	Election Day Voting Ballots Cast	Total Ballots Cast	Registered Voters	Turnout Percentage
301	204	63	267	0	0	0	0	267	0	0	267	686	38.92%
302	159	77	236	0	0	0	0	236	0	0	236	560	42.14%
303	90	44	134	0	0	0	0	134	0	0	134	348	38.51%
304	153	53	206	1	0	0	0	207	0	0	207	408	50.74%
305	141	52	193	0	0	0	0	193	0	0	193	451	42.79%
306	295	103	398	0	0	0	0	398	0	0	398	1,047	38.01%
307	382	153	535	0	0	0	0	535	0	0	535	1,250	42.80%
308	262	101	363	0	0	0	0	363	0	0	363	1,099	33.03%
309	264	74	338	0	0	0	0	338	0	0	338	778	43.44%
310	243	94	337	0	0	0	0	337	0	0	337	843	39.98%
311	158	25	183	0	0	0	0	183	0	0	183	426	42.96%
312	122	29	151	0	0	0	0	151	0	0	151	389	38.82%
313	290	89	379	0	0	0	0	379	0	0	379	802	47.26%
314	409	130	539	0	1	0	0	540	0	0	540	1,104	48.91%
315	440	135	575	2	0	0	0	577	0	0	577	1,229	46.95%
316	336	120	456	0	0	0	0	456	0	0	456	1,054	43.26%
317	170	73	243	0	0	0	0	243	0	0	243	524	46.37%
318	42	17	59	0	0	0	0	59	0	0	59	143	41.26%
319	172	61	233	0	0	0	0	233	0	0	233	453	51.43%
320	97	31	128	0	0	0	0	128	0	0	128	284	45.07%

Canvass Results Report

August 2025 Primary Election

Run Time 11:18 AM

Run Date 08/19/2025

Island County, WA

Official Primary Election

8/5/2025

Page 2

Official Results

Registered Voters
18522 of 64696 = 28.63%

Precincts Reporting
90 of 90 = 100.00%

Island County Fire Protection District No. 1 (known as Camano Island Fire & Rescue) - Renewal of Six Year Emergency Medical Services Property Tax Levy

Precinct	Yes	No	Cast Votes	Undervotes	Overvotes	Rejected write-in votes	Unresolved write-in votes	Absentee Voting Ballots Cast	Early Voting Ballots Cast	Election Day Voting Ballots Cast	Total Ballots Cast	Registered Voters	Turnout Percentage
321	302	101	403	0	0	0	0	403	0	0	403	958	42.07%
Totals	4,731	1,625	6,356	3	1	0	0	6,360	0	0	6,360	14,836	42.87%

Canvass Results Report

August 2025 Primary Election

Run Time 11:18 AM
Run Date 08/19/2025

Island County, WA

Official Primary Election

8/5/2025
Page 3

Official Results

Registered Voters
18522 of 64696 = 28.63%

Precincts Reporting
90 of 90 = 100.00%

Whidbey Island Public Hospital District, Commissioner, Position 5

Precinct	Dennis Rochier	Kirk Gasper	Theodore C. Smith	Morgan Cooper	Cast Votes	Undervotes	Overvotes	Rejected write-in votes	Unresolved write-in votes	Absentee Voting Ballots Cast	Early Voting Ballots Cast	Election Day Voting Ballots Cast	Total Ballots Cast	Registered Voters	Turnout Percentage
150	72	100	14	12	198	1	1	0	0	200	0	0	200	939	21.30%
151	101	91	13	12	217	0	0	0	3	220	0	0	220	1,031	21.34%
152	54	65	10	6	135	2	0	0	0	137	0	0	137	366	37.43%
153	138	113	20	9	280	2	0	0	3	285	0	0	285	710	40.14%
154	145	134	23	17	319	1	1	0	1	322	0	0	322	1,180	27.29%
155	142	77	17	6	242	4	1	0	0	247	0	0	247	676	36.54%
156	110	65	17	17	209	2	3	0	1	215	0	0	215	638	33.70%
157	146	120	29	17	312	9	0	0	2	323	0	0	323	970	33.30%
158	114	114	22	9	259	3	1	0	1	264	0	0	264	744	35.48%
159	31	53	5	7	96	4	0	0	0	100	0	0	100	364	27.47%
160	211	136	30	15	392	9	1	0	0	402	0	0	402	1,045	38.47%
161	139	67	27	15	248	1	2	0	1	252	0	0	252	704	35.80%
162	149	91	17	11	268	0	3	0	3	274	0	0	274	991	27.65%
163	111	77	18	6	212	0	0	0	0	212	0	0	212	638	33.23%
164	111	64	18	15	208	0	4	0	3	215	0	0	215	809	26.58%
165	103	46	9	8	166	1	5	0	1	173	0	0	173	506	34.19%
166	264	126	30	9	429	3	1	0	3	436	0	0	436	1,039	41.96%
167	51	26	10	9	96	0	0	0	2	98	0	0	98	306	32.03%
168	92	55	8	6	161	0	1	0	0	162	0	0	162	534	30.34%
169	161	111	12	16	300	2	2	0	4	308	0	0	308	1,036	29.73%
170	110	68	18	14	210	0	2	0	2	214	0	0	214	709	30.18%

Canvass Results Report

August 2025 Primary Election

Run Time 11:18 AM
Run Date 08/19/2025

Island County, WA

Official Primary Election

8/5/2025
Page 4

Official Results

Registered Voters
18522 of 64696 = 28.63%

Precincts Reporting
90 of 90 = 100.00%

Whidbey Island Public Hospital District, Commissioner, Position 5

Precinct	Dennis Rochier	Kirk Gasper	Theodore C. Smith	Morgan Cooper	Cast Votes	Undervotes	Overvotes	Rejected write-in votes	Unresolved write-in votes	Absentee Voting Ballots Cast	Early Voting Ballots Cast	Election Day Voting Ballots Cast	Total Ballots Cast	Registered Voters	Turnout Percentage
171	110	92	15	13	230	0	0	0	2	232	0	0	232	673	34.47%
172	145	56	19	6	226	1	0	0	0	227	0	0	227	637	35.64%
173	185	86	21	8	300	0	1	0	4	305	0	0	305	925	32.97%
174	79	55	23	8	165	0	0	0	2	167	0	0	167	611	27.33%
175	127	81	12	7	227	0	1	0	3	231	0	0	231	757	30.52%
176	145	65	16	18	244	0	0	0	2	246	0	0	246	890	27.64%
177	209	112	33	14	368	0	1	0	2	371	0	0	371	1,054	35.20%
178	184	123	25	15	347	0	2	0	2	351	0	0	351	1,074	32.68%
179	148	67	12	15	242	0	1	0	0	243	0	0	243	1,008	24.11%
180	54	42	2	9	107	0	0	0	2	109	0	0	109	465	23.44%
181	109	81	14	8	212	0	0	0	0	212	0	0	212	843	25.15%
201	89	176	24	12	301	0	3	0	8	312	0	0	312	1,350	23.11%
202	35	48	4	11	98	0	1	0	0	99	0	0	99	603	16.42%
203	59	113	21	17	210	0	1	0	5	216	0	0	216	1,045	20.67%
204	61	95	18	15	189	1	1	0	4	195	0	0	195	1,212	16.09%
205	45	89	8	12	154	0	0	0	4	158	0	0	158	870	18.16%
206	37	61	13	3	114	0	0	0	3	117	0	0	117	980	11.94%
207	63	63	17	16	159	0	0	0	3	162	0	0	162	963	16.82%
208	32	51	9	6	98	2	1	0	0	101	0	0	101	730	13.84%
209	7	7	4	4	22	0	0	0	0	22	0	0	22	888	2.48%
210	22	17	10	8	57	0	0	0	0	57	0	0	57	441	12.93%

Canvass Results Report

August 2025 Primary Election

Run Time 11:18 AM
Run Date 08/19/2025

Island County, WA

Official Primary Election

8/5/2025
Page 5

Official Results

Registered Voters
18522 of 64696 = 28.63%

Precincts Reporting
90 of 90 = 100.00%

Whidbey Island Public Hospital District, Commissioner, Position 5

Precinct	Dennis Rochier	Kirk Gasper	Theodore C. Smith	Morgan Cooper	Cast Votes	Undervotes	Overvotes	Rejected write-in votes	Unresolved write-in votes	Absentee Voting Ballots Cast	Early Voting Ballots Cast	Election Day Voting Ballots Cast	Total Ballots Cast	Registered Voters	Turnout Percentage
211	27	74	11	4	116	0	0	0	0	116	0	0	116	819	14.16%
212	18	39	4	3	64	1	2	0	2	69	0	0	69	372	18.55%
213	17	37	4	4	62	0	0	0	0	62	0	0	62	557	11.13%
214	38	84	11	12	145	0	0	0	1	146	0	0	146	488	29.92%
215	32	40	9	7	88	0	1	0	2	91	0	0	91	603	15.09%
216	58	52	16	12	138	0	1	0	3	142	0	0	142	614	23.13%
217	34	52	6	5	97	0	0	0	2	99	0	0	99	655	15.11%
218	3	4	3	6	16	1	0	0	0	17	0	0	17	444	3.83%
251	61	80	8	5	154	1	6	0	1	162	0	0	162	622	26.05%
252	57	98	21	10	186	1	0	0	4	191	0	0	191	866	22.06%
253	114	118	19	14	265	0	1	0	2	268	0	0	268	872	30.73%
254	77	117	12	8	214	0	0	0	1	215	0	0	215	982	21.89%
255	12	28	4	1	45	0	0	0	0	45	0	0	45	320	14.06%
256	24	19	1	3	47	0	0	0	1	48	0	0	48	233	20.60%
257	11	19	0	9	39	0	0	0	0	39	0	0	39	197	19.80%
258	3	4	2	1	10	0	0	0	0	10	0	0	10	61	16.39%
259	0	3	0	0	3	0	0	0	0	3	0	0	3	83	3.61%
260	0	1	0	2	3	0	0	0	0	3	0	0	3	15	20.00%
351	38	64	5	10	117	0	0	0	1	118	0	0	118	737	16.01%
352	72	94	7	19	192	0	1	0	5	198	0	0	198	856	23.13%
353	1	1	0	1	3	0	0	0	0	3	0	0	3	348	0.86%

Canvass Results Report

August 2025 Primary Election

Run Time 11:18 AM
Run Date 08/19/2025

Island County, WA

Official Primary Election

8/5/2025
Page 6

Official Results

Registered Voters
18522 of 64696 = 28.63%

Precincts Reporting
90 of 90 = 100.00%

Whidbey Island Public Hospital District, Commissioner, Position 5

Precinct	Dennis Rochier	Kirk Gasper	Theodore C. Smith	Morgan Cooper	Cast Votes	Undervotes	Overvotes	Rejected write-in votes	Unresolved write-in votes	Absentee Voting Ballots Cast	Early Voting Ballots Cast	Election Day Voting Ballots Cast	Total Ballots Cast	Registered Voters	Turnout Percentage
354	55	85	13	9	162	1	2	0	0	165	0	0	165	827	19.95%
355	44	119	3	19	185	0	0	0	3	188	0	0	188	792	23.74%
356	47	83	9	10	149	2	2	0	2	155	0	0	155	805	19.25%
357	32	48	13	10	103	0	0	0	0	103	0	0	103	799	12.89%
358	54	77	26	15	172	2	0	0	2	176	0	0	176	1,005	17.51%
359	37	77	10	13	137	0	0	0	1	138	0	0	138	934	14.78%
Totals	5,466	4,896	904	673	11,939	57	57	0	109	12,162	0	0	12,162	49,860	24.39%

Canvass Results Report

August 2025 Primary Election

Run Time 11:18 AM
Run Date 08/19/2025

Island County, WA

Official Primary Election

8/5/2025
Page 7

Official Results

Registered Voters
18522 of 64696 = 28.63%

Precincts Reporting
90 of 90 = 100.00%

Central Whidbey Island Fire & Rescue, Commissioner, Position 2

Precinct	Larry Goff	Christopher E. Chan	Scott Austin	Cast Votes	Undervotes	Overvotes	Rejected write-in votes	Unresolved write-in votes	Absentee Voting Ballots Cast	Early Voting Ballots Cast	Election Day Voting Ballots Cast	Total Ballots Cast	Registered Voters	Turnout Percentage
152	88	48	1	137	0	0	0	0	137	0	0	137	366	37.43%
153	173	94	15	282	1	0	0	2	285	0	0	285	710	40.14%
154	191	117	13	321	1	0	0	0	322	0	0	322	1,180	27.29%
155	170	71	3	244	3	0	0	0	247	0	0	247	676	36.54%
156	16	6	1	23	192	0	0	0	215	0	0	215	638	33.70%
157	200	114	6	320	2	0	0	1	323	0	0	323	970	33.30%
158	155	91	14	260	3	0	0	1	264	0	0	264	744	35.48%
159	67	30	2	99	1	0	0	0	100	0	0	100	364	27.47%
160	209	175	11	395	6	0	0	1	402	0	0	402	1,045	38.47%
171	156	63	9	228	2	0	0	2	232	0	0	232	673	34.47%
172	155	63	4	222	5	0	0	0	227	0	0	227	637	35.64%
Totals	1,580	872	79	2,531	216	0	0	7	2,754	0	0	2,754	8,003	34.41%

Canvass Results Report

August 2025 Primary Election

Run Time 11:18 AM
Run Date 08/19/2025

Island County, WA

Official Primary Election

8/5/2025
Page 8

Official Results

Registered Voters
18522 of 64696 = 28.63%

Precincts Reporting
90 of 90 = 100.00%

*** End of report ***

Precinct Results Report

August 2025 Primary Election

Run Time 11:17 AM
Run Date 08/19/2025

Island County, WA

Official Primary Election

8/5/2025
Page 1

Official Results

Registered Voters
18522 of 64696 = 28.63%

Precincts Reporting
90 of 90 = 100.00%

150200 of 939 registered voters = 21.30%

Whidbey Island Public Hospital District, Commissioner, Position 5

Choice	Party	Absentee Voting		Early Voting		Election Day Voting		Total	
Kirk Gasper		100	50.51%	0	0.00%	0	0.00%	100	50.51%
Dennis Rochier		72	36.36%	0	0.00%	0	0.00%	72	36.36%
Theodore C. Smith		14	7.07%	0	0.00%	0	0.00%	14	7.07%
Morgan Cooper		12	6.06%	0	0.00%	0	0.00%	12	6.06%
Cast Votes:		198	100.00%	0	0.00%	0	0.00%	198	100.00%
Undervotes:		1		0		0		1	
Overvotes:		1		0		0		1	
Rejected write-in votes:		0		0		0		0	
Unresolved write-in votes:		0		0		0		0	

Precinct Results Report

August 2025 Primary Election

Run Time 11:17 AM
Run Date 08/19/2025

Island County, WA

Official Primary Election

8/5/2025
Page 2

Official Results

Registered Voters
18522 of 64696 = 28.63%

Precincts Reporting
90 of 90 = 100.00%

151220 of 1,031 registered voters = 21.34%

Whidbey Island Public Hospital District, Commissioner, Position 5

Choice	Party	Absentee Voting		Early Voting		Election Day Voting		Total	
Dennis Rochier		101	46.54%	0	0.00%	0	0.00%	101	46.54%
Kirk Gasper		91	41.94%	0	0.00%	0	0.00%	91	41.94%
Theodore C. Smith		13	5.99%	0	0.00%	0	0.00%	13	5.99%
Morgan Cooper		12	5.53%	0	0.00%	0	0.00%	12	5.53%
Cast Votes:		217	100.00%	0	0.00%	0	0.00%	217	100.00%
Undervotes:		0		0		0		0	
Overvotes:		0		0		0		0	
Rejected write-in votes:		0		0		0		0	
Unresolved write-in votes:		3		0		0		3	

Precinct Results Report

August 2025 Primary Election

Run Time 11:17 AM
Run Date 08/19/2025

Island County, WA

Official Primary Election

8/5/2025
Page 3

Official Results

Registered Voters
18522 of 64696 = 28.63%

Precincts Reporting
90 of 90 = 100.00%

152137 of 366 registered voters = 37.43%

Whidbey Island Public Hospital District, Commissioner, Position 5

Choice	Party	Absentee Voting		Early Voting		Election Day Voting		Total	
Kirk Gasper		65	48.15%	0	0.00%	0	0.00%	65	48.15%
Dennis Rochier		54	40.00%	0	0.00%	0	0.00%	54	40.00%
Theodore C. Smith		10	7.41%	0	0.00%	0	0.00%	10	7.41%
Morgan Cooper		6	4.44%	0	0.00%	0	0.00%	6	4.44%
Cast Votes:		135	100.00%	0	0.00%	0	0.00%	135	100.00%
Undervotes:		2		0		0		2	
Overvotes:		0		0		0		0	
Rejected write-in votes:		0		0		0		0	
Unresolved write-in votes:		0		0		0		0	

Central Whidbey Island Fire & Rescue, Commissioner, Position 2

Choice	Party	Absentee Voting		Early Voting		Election Day Voting		Total	
Larry Goff		88	64.23%	0	0.00%	0	0.00%	88	64.23%
Christopher E. Chan		48	35.04%	0	0.00%	0	0.00%	48	35.04%
Scott Austin		1	0.73%	0	0.00%	0	0.00%	1	0.73%
Cast Votes:		137	100.00%	0	0.00%	0	0.00%	137	100.00%
Undervotes:		0		0		0		0	
Overvotes:		0		0		0		0	
Rejected write-in votes:		0		0		0		0	
Unresolved write-in votes:		0		0		0		0	

Precinct Results Report

August 2025 Primary Election

Run Time 11:17 AM
Run Date 08/19/2025

Island County, WA

Official Primary Election

8/5/2025
Page 4

Official Results

Registered Voters
18522 of 64696 = 28.63%

Precincts Reporting
90 of 90 = 100.00%

153 285 of 710 registered voters = 40.14%

Whidbey Island Public Hospital District, Commissioner, Position 5

Choice	Party	Absentee Voting		Early Voting		Election Day Voting		Total	
Dennis Rochier		138	49.29%	0	0.00%	0	0.00%	138	49.29%
Kirk Gasper		113	40.36%	0	0.00%	0	0.00%	113	40.36%
Theodore C. Smith		20	7.14%	0	0.00%	0	0.00%	20	7.14%
Morgan Cooper		9	3.21%	0	0.00%	0	0.00%	9	3.21%
Cast Votes:		280	100.00%	0	0.00%	0	0.00%	280	100.00%
Undervotes:		2		0		0		2	
Overvotes:		0		0		0		0	
Rejected write-in votes:		0		0		0		0	
Unresolved write-in votes:		3		0		0		3	

Central Whidbey Island Fire & Rescue, Commissioner, Position 2

Choice	Party	Absentee Voting		Early Voting		Election Day Voting		Total	
Larry Goff		173	61.35%	0	0.00%	0	0.00%	173	61.35%
Christopher E. Chan		94	33.33%	0	0.00%	0	0.00%	94	33.33%
Scott Austin		15	5.32%	0	0.00%	0	0.00%	15	5.32%
Cast Votes:		282	100.00%	0	0.00%	0	0.00%	282	100.00%
Undervotes:		1		0		0		1	
Overvotes:		0		0		0		0	
Rejected write-in votes:		0		0		0		0	
Unresolved write-in votes:		2		0		0		2	

Precinct Results Report

August 2025 Primary Election

Run Time 11:17 AM
Run Date 08/19/2025

Island County, WA

Official Primary Election

8/5/2025
Page 5

Official Results

Registered Voters
18522 of 64696 = 28.63%

Precincts Reporting
90 of 90 = 100.00%

154 322 of 1,180 registered voters = 27.29%

Whidbey Island Public Hospital District, Commissioner, Position 5

Choice	Party	Absentee Voting		Early Voting		Election Day Voting		Total	
Dennis Rochier		145	45.45%	0	0.00%	0	0.00%	145	45.45%
Kirk Gasper		134	42.01%	0	0.00%	0	0.00%	134	42.01%
Theodore C. Smith		23	7.21%	0	0.00%	0	0.00%	23	7.21%
Morgan Cooper		17	5.33%	0	0.00%	0	0.00%	17	5.33%
Cast Votes:		319	100.00%	0	0.00%	0	0.00%	319	100.00%
Undervotes:		1		0		0		1	
Overvotes:		1		0		0		1	
Rejected write-in votes:		0		0		0		0	
Unresolved write-in votes:		1		0		0		1	

Central Whidbey Island Fire & Rescue, Commissioner, Position 2

Choice	Party	Absentee Voting		Early Voting		Election Day Voting		Total	
Larry Goff		191	59.50%	0	0.00%	0	0.00%	191	59.50%
Christopher E. Chan		117	36.45%	0	0.00%	0	0.00%	117	36.45%
Scott Austin		13	4.05%	0	0.00%	0	0.00%	13	4.05%
Cast Votes:		321	100.00%	0	0.00%	0	0.00%	321	100.00%
Undervotes:		1		0		0		1	
Overvotes:		0		0		0		0	
Rejected write-in votes:		0		0		0		0	
Unresolved write-in votes:		0		0		0		0	

Precinct Results Report

August 2025 Primary Election

Run Time 11:17 AM
Run Date 08/19/2025

Island County, WA

Official Primary Election

8/5/2025
Page 6

Official Results

Registered Voters
18522 of 64696 = 28.63%

Precincts Reporting
90 of 90 = 100.00%

155247 of 676 registered voters = 36.54%

Whidbey Island Public Hospital District, Commissioner, Position 5

Choice	Party	Absentee Voting		Early Voting		Election Day Voting		Total	
Dennis Rochier		142	58.68%	0	0.00%	0	0.00%	142	58.68%
Kirk Gasper		77	31.82%	0	0.00%	0	0.00%	77	31.82%
Theodore C. Smith		17	7.02%	0	0.00%	0	0.00%	17	7.02%
Morgan Cooper		6	2.48%	0	0.00%	0	0.00%	6	2.48%
Cast Votes:		242	100.00%	0	0.00%	0	0.00%	242	100.00%
Undervotes:		4		0		0		4	
Overvotes:		1		0		0		1	
Rejected write-in votes:		0		0		0		0	
Unresolved write-in votes:		0		0		0		0	

Central Whidbey Island Fire & Rescue, Commissioner, Position 2

Choice	Party	Absentee Voting		Early Voting		Election Day Voting		Total	
Larry Goff		170	69.67%	0	0.00%	0	0.00%	170	69.67%
Christopher E. Chan		71	29.10%	0	0.00%	0	0.00%	71	29.10%
Scott Austin		3	1.23%	0	0.00%	0	0.00%	3	1.23%
Cast Votes:		244	100.00%	0	0.00%	0	0.00%	244	100.00%
Undervotes:		3		0		0		3	
Overvotes:		0		0		0		0	
Rejected write-in votes:		0		0		0		0	
Unresolved write-in votes:		0		0		0		0	

Precinct Results Report

August 2025 Primary Election

Run Time 11:17 AM
Run Date 08/19/2025

Island County, WA

Official Primary Election

8/5/2025
Page 7

Official Results

Registered Voters
18522 of 64696 = 28.63%

Precincts Reporting
90 of 90 = 100.00%

156 215 of 638 registered voters = 33.70%

Whidbey Island Public Hospital District, Commissioner, Position 5

Choice	Party	Absentee Voting		Early Voting		Election Day Voting		Total	
Dennis Rochier		110	52.63%	0	0.00%	0	0.00%	110	52.63%
Kirk Gasper		65	31.10%	0	0.00%	0	0.00%	65	31.10%
Morgan Cooper		17	8.13%	0	0.00%	0	0.00%	17	8.13%
Theodore C. Smith		17	8.13%	0	0.00%	0	0.00%	17	8.13%
Cast Votes:		209	100.00%	0	0.00%	0	0.00%	209	100.00%
Undervotes:		2		0		0		2	
Overvotes:		3		0		0		3	
Rejected write-in votes:		0		0		0		0	
Unresolved write-in votes:		1		0		0		1	

Central Whidbey Island Fire & Rescue, Commissioner, Position 2

Choice	Party	Absentee Voting		Early Voting		Election Day Voting		Total	
Larry Goff		16	69.57%	0	0.00%	0	0.00%	16	69.57%
Christopher E. Chan		6	26.09%	0	0.00%	0	0.00%	6	26.09%
Scott Austin		1	4.35%	0	0.00%	0	0.00%	1	4.35%
Cast Votes:		23	100.00%	0	0.00%	0	0.00%	23	100.00%
Undervotes:		192		0		0		192	
Overvotes:		0		0		0		0	
Rejected write-in votes:		0		0		0		0	
Unresolved write-in votes:		0		0		0		0	

Precinct Results Report

August 2025 Primary Election

Run Time 11:17 AM
Run Date 08/19/2025

Island County, WA

Official Primary Election

8/5/2025
Page 8

Official Results

Registered Voters
18522 of 64696 = 28.63%

Precincts Reporting
90 of 90 = 100.00%

157 323 of 970 registered voters = 33.30%

Whidbey Island Public Hospital District, Commissioner, Position 5

Choice	Party	Absentee Voting		Early Voting		Election Day Voting		Total	
Dennis Rochier		146	46.79%	0	0.00%	0	0.00%	146	46.79%
Kirk Gasper		120	38.46%	0	0.00%	0	0.00%	120	38.46%
Theodore C. Smith		29	9.29%	0	0.00%	0	0.00%	29	9.29%
Morgan Cooper		17	5.45%	0	0.00%	0	0.00%	17	5.45%
Cast Votes:		312	100.00%	0	0.00%	0	0.00%	312	100.00%
Undervotes:		9		0		0		9	
Overvotes:		0		0		0		0	
Rejected write-in votes:		0		0		0		0	
Unresolved write-in votes:		2		0		0		2	

Central Whidbey Island Fire & Rescue, Commissioner, Position 2

Choice	Party	Absentee Voting		Early Voting		Election Day Voting		Total	
Larry Goff		200	62.50%	0	0.00%	0	0.00%	200	62.50%
Christopher E. Chan		114	35.63%	0	0.00%	0	0.00%	114	35.63%
Scott Austin		6	1.88%	0	0.00%	0	0.00%	6	1.88%
Cast Votes:		320	100.00%	0	0.00%	0	0.00%	320	100.00%
Undervotes:		2		0		0		2	
Overvotes:		0		0		0		0	
Rejected write-in votes:		0		0		0		0	
Unresolved write-in votes:		1		0		0		1	

Precinct Results Report

August 2025 Primary Election

Run Time 11:17 AM
Run Date 08/19/2025

Island County, WA

Official Primary Election

8/5/2025
Page 9

Official Results

Registered Voters
18522 of 64696 = 28.63%

Precincts Reporting
90 of 90 = 100.00%

158264 of 744 registered voters = 35.48%

Whidbey Island Public Hospital District, Commissioner, Position 5

Choice	Party	Absentee Voting		Early Voting		Election Day Voting		Total	
Dennis Rochier		114	44.02%	0	0.00%	0	0.00%	114	44.02%
Kirk Gasper		114	44.02%	0	0.00%	0	0.00%	114	44.02%
Theodore C. Smith		22	8.49%	0	0.00%	0	0.00%	22	8.49%
Morgan Cooper		9	3.47%	0	0.00%	0	0.00%	9	3.47%
Cast Votes:		259	100.00%	0	0.00%	0	0.00%	259	100.00%
Undervotes:		3		0		0		3	
Overvotes:		1		0		0		1	
Rejected write-in votes:		0		0		0		0	
Unresolved write-in votes:		1		0		0		1	

Central Whidbey Island Fire & Rescue, Commissioner, Position 2

Choice	Party	Absentee Voting		Early Voting		Election Day Voting		Total	
Larry Goff		155	59.62%	0	0.00%	0	0.00%	155	59.62%
Christopher E. Chan		91	35.00%	0	0.00%	0	0.00%	91	35.00%
Scott Austin		14	5.38%	0	0.00%	0	0.00%	14	5.38%
Cast Votes:		260	100.00%	0	0.00%	0	0.00%	260	100.00%
Undervotes:		3		0		0		3	
Overvotes:		0		0		0		0	
Rejected write-in votes:		0		0		0		0	
Unresolved write-in votes:		1		0		0		1	

Precinct Results Report

August 2025 Primary Election

Run Time 11:17 AM
Run Date 08/19/2025

Island County, WA

Official Primary Election

8/5/2025
Page 10

Official Results

Registered Voters
18522 of 64696 = 28.63%

Precincts Reporting
90 of 90 = 100.00%

159 100 of 364 registered voters = 27.47%

Whidbey Island Public Hospital District, Commissioner, Position 5

Choice	Party	Absentee Voting		Early Voting		Election Day Voting		Total	
Kirk Gasper		53	55.21%	0	0.00%	0	0.00%	53	55.21%
Dennis Rochier		31	32.29%	0	0.00%	0	0.00%	31	32.29%
Morgan Cooper		7	7.29%	0	0.00%	0	0.00%	7	7.29%
Theodore C. Smith		5	5.21%	0	0.00%	0	0.00%	5	5.21%
Cast Votes:		96	100.00%	0	0.00%	0	0.00%	96	100.00%
Undervotes:		4		0		0		4	
Overvotes:		0		0		0		0	
Rejected write-in votes:		0		0		0		0	
Unresolved write-in votes:		0		0		0		0	

Central Whidbey Island Fire & Rescue, Commissioner, Position 2

Choice	Party	Absentee Voting		Early Voting		Election Day Voting		Total	
Larry Goff		67	67.68%	0	0.00%	0	0.00%	67	67.68%
Christopher E. Chan		30	30.30%	0	0.00%	0	0.00%	30	30.30%
Scott Austin		2	2.02%	0	0.00%	0	0.00%	2	2.02%
Cast Votes:		99	100.00%	0	0.00%	0	0.00%	99	100.00%
Undervotes:		1		0		0		1	
Overvotes:		0		0		0		0	
Rejected write-in votes:		0		0		0		0	
Unresolved write-in votes:		0		0		0		0	

Precinct Results Report

August 2025 Primary Election

Run Time 11:17 AM
Run Date 08/19/2025

Island County, WA

Official Primary Election

8/5/2025
Page 11

Official Results

Registered Voters
18522 of 64696 = 28.63%

Precincts Reporting
90 of 90 = 100.00%

160 402 of 1,045 registered voters = 38.47%

Whidbey Island Public Hospital District, Commissioner, Position 5

Choice	Party	Absentee Voting		Early Voting		Election Day Voting		Total	
Dennis Rochier		211	53.83%	0	0.00%	0	0.00%	211	53.83%
Kirk Gasper		136	34.69%	0	0.00%	0	0.00%	136	34.69%
Theodore C. Smith		30	7.65%	0	0.00%	0	0.00%	30	7.65%
Morgan Cooper		15	3.83%	0	0.00%	0	0.00%	15	3.83%
Cast Votes:		392	100.00%	0	0.00%	0	0.00%	392	100.00%
Undervotes:		9		0		0		9	
Overvotes:		1		0		0		1	
Rejected write-in votes:		0		0		0		0	
Unresolved write-in votes:		0		0		0		0	

Central Whidbey Island Fire & Rescue, Commissioner, Position 2

Choice	Party	Absentee Voting		Early Voting		Election Day Voting		Total	
Larry Goff		209	52.91%	0	0.00%	0	0.00%	209	52.91%
Christopher E. Chan		175	44.30%	0	0.00%	0	0.00%	175	44.30%
Scott Austin		11	2.78%	0	0.00%	0	0.00%	11	2.78%
Cast Votes:		395	100.00%	0	0.00%	0	0.00%	395	100.00%
Undervotes:		6		0		0		6	
Overvotes:		0		0		0		0	
Rejected write-in votes:		0		0		0		0	
Unresolved write-in votes:		1		0		0		1	

Precinct Results Report

August 2025 Primary Election

Run Time 11:17 AM
Run Date 08/19/2025

Island County, WA

Official Primary Election

8/5/2025
Page 12

Official Results

Registered Voters
18522 of 64696 = 28.63%

Precincts Reporting
90 of 90 = 100.00%

161252 of 704 registered voters = 35.80%

Whidbey Island Public Hospital District, Commissioner, Position 5

Choice	Party	Absentee Voting		Early Voting		Election Day Voting		Total	
Dennis Rochier		139	56.05%	0	0.00%	0	0.00%	139	56.05%
Kirk Gasper		67	27.02%	0	0.00%	0	0.00%	67	27.02%
Theodore C. Smith		27	10.89%	0	0.00%	0	0.00%	27	10.89%
Morgan Cooper		15	6.05%	0	0.00%	0	0.00%	15	6.05%
Cast Votes:		248	100.00%	0	0.00%	0	0.00%	248	100.00%
Undervotes:		1		0		0		1	
Overvotes:		2		0		0		2	
Rejected write-in votes:		0		0		0		0	
Unresolved write-in votes:		1		0		0		1	

Precinct Results Report

August 2025 Primary Election

Run Time 11:17 AM
Run Date 08/19/2025

Island County, WA

Official Primary Election

8/5/2025
Page 13

Official Results

Registered Voters
18522 of 64696 = 28.63%

Precincts Reporting
90 of 90 = 100.00%

162274 of 991 registered voters = 27.65%

Whidbey Island Public Hospital District, Commissioner, Position 5

Choice	Party	Absentee Voting		Early Voting		Election Day Voting		Total	
Dennis Rochier		149	55.60%	0	0.00%	0	0.00%	149	55.60%
Kirk Gasper		91	33.96%	0	0.00%	0	0.00%	91	33.96%
Theodore C. Smith		17	6.34%	0	0.00%	0	0.00%	17	6.34%
Morgan Cooper		11	4.10%	0	0.00%	0	0.00%	11	4.10%
Cast Votes:		268	100.00%	0	0.00%	0	0.00%	268	100.00%
Undervotes:		0		0		0		0	
Overvotes:		3		0		0		3	
Rejected write-in votes:		0		0		0		0	
Unresolved write-in votes:		3		0		0		3	

Precinct Results Report

August 2025 Primary Election

Run Time 11:17 AM
Run Date 08/19/2025

Island County, WA

Official Primary Election

8/5/2025
Page 14

Official Results

Registered Voters
18522 of 64696 = 28.63%

Precincts Reporting
90 of 90 = 100.00%

163212 of 638 registered voters = 33.23%

Whidbey Island Public Hospital District, Commissioner, Position 5

Choice	Party	Absentee Voting		Early Voting		Election Day Voting		Total	
Dennis Rochier		111	52.36%	0	0.00%	0	0.00%	111	52.36%
Kirk Gasper		77	36.32%	0	0.00%	0	0.00%	77	36.32%
Theodore C. Smith		18	8.49%	0	0.00%	0	0.00%	18	8.49%
Morgan Cooper		6	2.83%	0	0.00%	0	0.00%	6	2.83%
Cast Votes:		212	100.00%	0	0.00%	0	0.00%	212	100.00%
Undervotes:		0		0		0		0	
Overvotes:		0		0		0		0	
Rejected write-in votes:		0		0		0		0	
Unresolved write-in votes:		0		0		0		0	

Precinct Results Report

August 2025 Primary Election

Run Time 11:17 AM
Run Date 08/19/2025

Island County, WA

Official Primary Election

8/5/2025
Page 15

Official Results

Registered Voters
18522 of 64696 = 28.63%

Precincts Reporting
90 of 90 = 100.00%

164215 of 809 registered voters = 26.58%

Whidbey Island Public Hospital District, Commissioner, Position 5

Choice	Party	Absentee Voting		Early Voting		Election Day Voting		Total	
Dennis Rochier		111	53.37%	0	0.00%	0	0.00%	111	53.37%
Kirk Gasper		64	30.77%	0	0.00%	0	0.00%	64	30.77%
Theodore C. Smith		18	8.65%	0	0.00%	0	0.00%	18	8.65%
Morgan Cooper		15	7.21%	0	0.00%	0	0.00%	15	7.21%
Cast Votes:		208	100.00%	0	0.00%	0	0.00%	208	100.00%
Undervotes:		0		0		0		0	
Overvotes:		4		0		0		4	
Rejected write-in votes:		0		0		0		0	
Unresolved write-in votes:		3		0		0		3	

Precinct Results Report

August 2025 Primary Election

Run Time 11:17 AM
Run Date 08/19/2025

Island County, WA

Official Primary Election

8/5/2025
Page 16

Official Results

Registered Voters
18522 of 64696 = 28.63%

Precincts Reporting
90 of 90 = 100.00%

165173 of 506 registered voters = 34.19%

Whidbey Island Public Hospital District, Commissioner, Position 5

Choice	Party	Absentee Voting		Early Voting		Election Day Voting		Total	
Dennis Rochier		103	62.05%	0	0.00%	0	0.00%	103	62.05%
Kirk Gasper		46	27.71%	0	0.00%	0	0.00%	46	27.71%
Theodore C. Smith		9	5.42%	0	0.00%	0	0.00%	9	5.42%
Morgan Cooper		8	4.82%	0	0.00%	0	0.00%	8	4.82%
Cast Votes:		166	100.00%	0	0.00%	0	0.00%	166	100.00%
Undervotes:		1		0		0		1	
Overvotes:		5		0		0		5	
Rejected write-in votes:		0		0		0		0	
Unresolved write-in votes:		1		0		0		1	

Precinct Results Report

August 2025 Primary Election

Run Time 11:17 AM
Run Date 08/19/2025

Island County, WA

Official Primary Election

8/5/2025
Page 17

Official Results

Registered Voters
18522 of 64696 = 28.63%

Precincts Reporting
90 of 90 = 100.00%

166 436 of 1,039 registered voters = 41.96%

Whidbey Island Public Hospital District, Commissioner, Position 5

Choice	Party	Absentee Voting		Early Voting		Election Day Voting		Total	
Dennis Rochier		264	61.54%	0	0.00%	0	0.00%	264	61.54%
Kirk Gasper		126	29.37%	0	0.00%	0	0.00%	126	29.37%
Theodore C. Smith		30	6.99%	0	0.00%	0	0.00%	30	6.99%
Morgan Cooper		9	2.10%	0	0.00%	0	0.00%	9	2.10%
Cast Votes:		429	100.00%	0	0.00%	0	0.00%	429	100.00%
Undervotes:		3		0		0		3	
Overvotes:		1		0		0		1	
Rejected write-in votes:		0		0		0		0	
Unresolved write-in votes:		3		0		0		3	

Precinct Results Report

August 2025 Primary Election

Run Time 11:17 AM
Run Date 08/19/2025

Island County, WA

Official Primary Election

8/5/2025
Page 18

Official Results

Registered Voters
18522 of 64696 = 28.63%

Precincts Reporting
90 of 90 = 100.00%

16798 of 306 registered voters = 32.03%

Whidbey Island Public Hospital District, Commissioner, Position 5

Choice	Party	Absentee Voting		Early Voting		Election Day Voting		Total	
Dennis Rochier		51	53.13%	0	0.00%	0	0.00%	51	53.13%
Kirk Gasper		26	27.08%	0	0.00%	0	0.00%	26	27.08%
Theodore C. Smith		10	10.42%	0	0.00%	0	0.00%	10	10.42%
Morgan Cooper		9	9.38%	0	0.00%	0	0.00%	9	9.38%
Cast Votes:		96	100.00%	0	0.00%	0	0.00%	96	100.00%
Undervotes:		0		0		0		0	
Overvotes:		0		0		0		0	
Rejected write-in votes:		0		0		0		0	
Unresolved write-in votes:		2		0		0		2	

Precinct Results Report

August 2025 Primary Election

Run Time 11:17 AM
Run Date 08/19/2025

Island County, WA

Official Primary Election

8/5/2025
Page 19

Official Results

Registered Voters
18522 of 64696 = 28.63%

Precincts Reporting
90 of 90 = 100.00%

168162 of 534 registered voters = 30.34%

Whidbey Island Public Hospital District, Commissioner, Position 5

Choice	Party	Absentee Voting		Early Voting		Election Day Voting		Total	
Dennis Rochier		92	57.14%	0	0.00%	0	0.00%	92	57.14%
Kirk Gasper		55	34.16%	0	0.00%	0	0.00%	55	34.16%
Theodore C. Smith		8	4.97%	0	0.00%	0	0.00%	8	4.97%
Morgan Cooper		6	3.73%	0	0.00%	0	0.00%	6	3.73%
Cast Votes:		161	100.00%	0	0.00%	0	0.00%	161	100.00%
Undervotes:		0		0		0		0	
Overvotes:		1		0		0		1	
Rejected write-in votes:		0		0		0		0	
Unresolved write-in votes:		0		0		0		0	

Precinct Results Report

August 2025 Primary Election

Run Time 11:17 AM
Run Date 08/19/2025

Island County, WA

Official Primary Election

8/5/2025
Page 20

Official Results

Registered Voters
18522 of 64696 = 28.63%

Precincts Reporting
90 of 90 = 100.00%

169 308 of 1,036 registered voters = 29.73%

Whidbey Island Public Hospital District, Commissioner, Position 5

Choice	Party	Absentee Voting		Early Voting		Election Day Voting		Total	
Dennis Rochier		161	53.67%	0	0.00%	0	0.00%	161	53.67%
Kirk Gasper		111	37.00%	0	0.00%	0	0.00%	111	37.00%
Morgan Cooper		16	5.33%	0	0.00%	0	0.00%	16	5.33%
Theodore C. Smith		12	4.00%	0	0.00%	0	0.00%	12	4.00%
Cast Votes:		300	100.00%	0	0.00%	0	0.00%	300	100.00%
Undervotes:		2		0		0		2	
Overvotes:		2		0		0		2	
Rejected write-in votes:		0		0		0		0	
Unresolved write-in votes:		4		0		0		4	

Precinct Results Report

August 2025 Primary Election

Run Time 11:17 AM
Run Date 08/19/2025

Island County, WA

Official Primary Election

8/5/2025
Page 21

Official Results

Registered Voters
18522 of 64696 = 28.63%

Precincts Reporting
90 of 90 = 100.00%

170214 of 709 registered voters = 30.18%

Whidbey Island Public Hospital District, Commissioner, Position 5

Choice	Party	Absentee Voting		Early Voting		Election Day Voting		Total	
Dennis Rochier		110	52.38%	0	0.00%	0	0.00%	110	52.38%
Kirk Gasper		68	32.38%	0	0.00%	0	0.00%	68	32.38%
Theodore C. Smith		18	8.57%	0	0.00%	0	0.00%	18	8.57%
Morgan Cooper		14	6.67%	0	0.00%	0	0.00%	14	6.67%
Cast Votes:		210	100.00%	0	0.00%	0	0.00%	210	100.00%
Undervotes:		0		0		0		0	
Overvotes:		2		0		0		2	
Rejected write-in votes:		0		0		0		0	
Unresolved write-in votes:		2		0		0		2	

Precinct Results Report

August 2025 Primary Election

Run Time 11:17 AM
Run Date 08/19/2025

Island County, WA

Official Primary Election

8/5/2025
Page 22

Official Results

Registered Voters
18522 of 64696 = 28.63%

Precincts Reporting
90 of 90 = 100.00%

171 232 of 673 registered voters = 34.47%

Whidbey Island Public Hospital District, Commissioner, Position 5

Choice	Party	Absentee Voting		Early Voting		Election Day Voting		Total	
Dennis Rochier		110	47.83%	0	0.00%	0	0.00%	110	47.83%
Kirk Gasper		92	40.00%	0	0.00%	0	0.00%	92	40.00%
Theodore C. Smith		15	6.52%	0	0.00%	0	0.00%	15	6.52%
Morgan Cooper		13	5.65%	0	0.00%	0	0.00%	13	5.65%
Cast Votes:		230	100.00%	0	0.00%	0	0.00%	230	100.00%
Undervotes:		0		0		0		0	
Overvotes:		0		0		0		0	
Rejected write-in votes:		0		0		0		0	
Unresolved write-in votes:		2		0		0		2	

Central Whidbey Island Fire & Rescue, Commissioner, Position 2

Choice	Party	Absentee Voting		Early Voting		Election Day Voting		Total	
Larry Goff		156	68.42%	0	0.00%	0	0.00%	156	68.42%
Christopher E. Chan		63	27.63%	0	0.00%	0	0.00%	63	27.63%
Scott Austin		9	3.95%	0	0.00%	0	0.00%	9	3.95%
Cast Votes:		228	100.00%	0	0.00%	0	0.00%	228	100.00%
Undervotes:		2		0		0		2	
Overvotes:		0		0		0		0	
Rejected write-in votes:		0		0		0		0	
Unresolved write-in votes:		2		0		0		2	

Precinct Results Report

August 2025 Primary Election

Run Time 11:17 AM
Run Date 08/19/2025

Island County, WA

Official Primary Election

8/5/2025
Page 23

Official Results

Registered Voters
18522 of 64696 = 28.63%

Precincts Reporting
90 of 90 = 100.00%

172 227 of 637 registered voters = 35.64%

Whidbey Island Public Hospital District, Commissioner, Position 5

Choice	Party	Absentee Voting		Early Voting		Election Day Voting		Total	
Dennis Rochier		145	64.16%	0	0.00%	0	0.00%	145	64.16%
Kirk Gasper		56	24.78%	0	0.00%	0	0.00%	56	24.78%
Theodore C. Smith		19	8.41%	0	0.00%	0	0.00%	19	8.41%
Morgan Cooper		6	2.65%	0	0.00%	0	0.00%	6	2.65%
Cast Votes:		226	100.00%	0	0.00%	0	0.00%	226	100.00%
Undervotes:		1		0		0		1	
Overvotes:		0		0		0		0	
Rejected write-in votes:		0		0		0		0	
Unresolved write-in votes:		0		0		0		0	

Central Whidbey Island Fire & Rescue, Commissioner, Position 2

Choice	Party	Absentee Voting		Early Voting		Election Day Voting		Total	
Larry Goff		155	69.82%	0	0.00%	0	0.00%	155	69.82%
Christopher E. Chan		63	28.38%	0	0.00%	0	0.00%	63	28.38%
Scott Austin		4	1.80%	0	0.00%	0	0.00%	4	1.80%
Cast Votes:		222	100.00%	0	0.00%	0	0.00%	222	100.00%
Undervotes:		5		0		0		5	
Overvotes:		0		0		0		0	
Rejected write-in votes:		0		0		0		0	
Unresolved write-in votes:		0		0		0		0	

Precinct Results Report

August 2025 Primary Election

Run Time 11:17 AM
Run Date 08/19/2025

Island County, WA

Official Primary Election

8/5/2025
Page 24

Official Results

Registered Voters
18522 of 64696 = 28.63%

Precincts Reporting
90 of 90 = 100.00%

173 305 of 925 registered voters = 32.97%

Whidbey Island Public Hospital District, Commissioner, Position 5

Choice	Party	Absentee Voting		Early Voting		Election Day Voting		Total	
Dennis Rochier		185	61.67%	0	0.00%	0	0.00%	185	61.67%
Kirk Gasper		86	28.67%	0	0.00%	0	0.00%	86	28.67%
Theodore C. Smith		21	7.00%	0	0.00%	0	0.00%	21	7.00%
Morgan Cooper		8	2.67%	0	0.00%	0	0.00%	8	2.67%
Cast Votes:		300	100.00%	0	0.00%	0	0.00%	300	100.00%
Undervotes:		0		0		0		0	
Overvotes:		1		0		0		1	
Rejected write-in votes:		0		0		0		0	
Unresolved write-in votes:		4		0		0		4	

Precinct Results Report

August 2025 Primary Election

Run Time 11:17 AM
Run Date 08/19/2025

Island County, WA

Official Primary Election

8/5/2025
Page 25

Official Results

Registered Voters
18522 of 64696 = 28.63%

Precincts Reporting
90 of 90 = 100.00%

174167 of 611 registered voters = 27.33%

Whidbey Island Public Hospital District, Commissioner, Position 5

Choice	Party	Absentee Voting		Early Voting		Election Day Voting		Total	
Dennis Rochier		79	47.88%	0	0.00%	0	0.00%	79	47.88%
Kirk Gasper		55	33.33%	0	0.00%	0	0.00%	55	33.33%
Theodore C. Smith		23	13.94%	0	0.00%	0	0.00%	23	13.94%
Morgan Cooper		8	4.85%	0	0.00%	0	0.00%	8	4.85%
Cast Votes:		165	100.00%	0	0.00%	0	0.00%	165	100.00%
Undervotes:		0		0		0		0	
Overvotes:		0		0		0		0	
Rejected write-in votes:		0		0		0		0	
Unresolved write-in votes:		2		0		0		2	

Precinct Results Report

August 2025 Primary Election

Run Time 11:17 AM
Run Date 08/19/2025

Island County, WA

Official Primary Election

8/5/2025
Page 26

Official Results

Registered Voters
18522 of 64696 = 28.63%

Precincts Reporting
90 of 90 = 100.00%

175231 of 757 registered voters = 30.52%

Whidbey Island Public Hospital District, Commissioner, Position 5

Choice	Party	Absentee Voting		Early Voting		Election Day Voting		Total	
Dennis Rochier		127	55.95%	0	0.00%	0	0.00%	127	55.95%
Kirk Gasper		81	35.68%	0	0.00%	0	0.00%	81	35.68%
Theodore C. Smith		12	5.29%	0	0.00%	0	0.00%	12	5.29%
Morgan Cooper		7	3.08%	0	0.00%	0	0.00%	7	3.08%
Cast Votes:		227	100.00%	0	0.00%	0	0.00%	227	100.00%
Undervotes:		0		0		0		0	
Overvotes:		1		0		0		1	
Rejected write-in votes:		0		0		0		0	
Unresolved write-in votes:		3		0		0		3	

Precinct Results Report

August 2025 Primary Election

Run Time 11:17 AM
Run Date 08/19/2025

Island County, WA

Official Primary Election

8/5/2025
Page 27

Official Results

Registered Voters
18522 of 64696 = 28.63%

Precincts Reporting
90 of 90 = 100.00%

176246 of 890 registered voters = 27.64%

Whidbey Island Public Hospital District, Commissioner, Position 5

Choice	Party	Absentee Voting		Early Voting		Election Day Voting		Total	
Dennis Rochier		145	59.43%	0	0.00%	0	0.00%	145	59.43%
Kirk Gasper		65	26.64%	0	0.00%	0	0.00%	65	26.64%
Morgan Cooper		18	7.38%	0	0.00%	0	0.00%	18	7.38%
Theodore C. Smith		16	6.56%	0	0.00%	0	0.00%	16	6.56%
Cast Votes:		244	100.00%	0	0.00%	0	0.00%	244	100.00%
Undervotes:		0		0		0		0	
Overvotes:		0		0		0		0	
Rejected write-in votes:		0		0		0		0	
Unresolved write-in votes:		2		0		0		2	

Precinct Results Report

August 2025 Primary Election

Run Time 11:17 AM
Run Date 08/19/2025

Island County, WA

Official Primary Election

8/5/2025
Page 28

Official Results

Registered Voters
18522 of 64696 = 28.63%

Precincts Reporting
90 of 90 = 100.00%

177 371 of 1,054 registered voters = 35.20%

Whidbey Island Public Hospital District, Commissioner, Position 5

Choice	Party	Absentee Voting		Early Voting		Election Day Voting		Total	
Dennis Rochier		209	56.79%	0	0.00%	0	0.00%	209	56.79%
Kirk Gasper		112	30.43%	0	0.00%	0	0.00%	112	30.43%
Theodore C. Smith		33	8.97%	0	0.00%	0	0.00%	33	8.97%
Morgan Cooper		14	3.80%	0	0.00%	0	0.00%	14	3.80%
Cast Votes:		368	100.00%	0	0.00%	0	0.00%	368	100.00%
Undervotes:		0		0		0		0	
Overvotes:		1		0		0		1	
Rejected write-in votes:		0		0		0		0	
Unresolved write-in votes:		2		0		0		2	

Precinct Results Report

August 2025 Primary Election

Run Time 11:17 AM
Run Date 08/19/2025

Island County, WA

Official Primary Election

8/5/2025
Page 29

Official Results

Registered Voters
18522 of 64696 = 28.63%

Precincts Reporting
90 of 90 = 100.00%

178 351 of 1,074 registered voters = 32.68%

Whidbey Island Public Hospital District, Commissioner, Position 5

Choice	Party	Absentee Voting		Early Voting		Election Day Voting		Total	
Dennis Rochier		184	53.03%	0	0.00%	0	0.00%	184	53.03%
Kirk Gasper		123	35.45%	0	0.00%	0	0.00%	123	35.45%
Theodore C. Smith		25	7.20%	0	0.00%	0	0.00%	25	7.20%
Morgan Cooper		15	4.32%	0	0.00%	0	0.00%	15	4.32%
Cast Votes:		347	100.00%	0	0.00%	0	0.00%	347	100.00%
Undervotes:		0		0		0		0	
Overvotes:		2		0		0		2	
Rejected write-in votes:		0		0		0		0	
Unresolved write-in votes:		2		0		0		2	

Precinct Results Report

August 2025 Primary Election

Run Time 11:17 AM
Run Date 08/19/2025

Island County, WA

Official Primary Election

8/5/2025
Page 30

Official Results

Registered Voters
18522 of 64696 = 28.63%

Precincts Reporting
90 of 90 = 100.00%

179

243 of 1,008 registered voters = 24.11%

Whidbey Island Public Hospital District, Commissioner, Position 5

Choice	Party	Absentee Voting		Early Voting		Election Day Voting		Total	
Dennis Rochier		148	61.16%	0	0.00%	0	0.00%	148	61.16%
Kirk Gasper		67	27.69%	0	0.00%	0	0.00%	67	27.69%
Morgan Cooper		15	6.20%	0	0.00%	0	0.00%	15	6.20%
Theodore C. Smith		12	4.96%	0	0.00%	0	0.00%	12	4.96%
Cast Votes:		242	100.00%	0	0.00%	0	0.00%	242	100.00%
Undervotes:		0		0		0		0	
Overvotes:		1		0		0		1	
Rejected write-in votes:		0		0		0		0	
Unresolved write-in votes:		0		0		0		0	

Precinct Results Report

August 2025 Primary Election

Run Time 11:17 AM
Run Date 08/19/2025

Island County, WA

Official Primary Election

8/5/2025
Page 31

Official Results

Registered Voters
18522 of 64696 = 28.63%

Precincts Reporting
90 of 90 = 100.00%

180109 of 465 registered voters = 23.44%

Whidbey Island Public Hospital District, Commissioner, Position 5

Choice	Party	Absentee Voting		Early Voting		Election Day Voting		Total	
Dennis Rochier		54	50.47%	0	0.00%	0	0.00%	54	50.47%
Kirk Gasper		42	39.25%	0	0.00%	0	0.00%	42	39.25%
Morgan Cooper		9	8.41%	0	0.00%	0	0.00%	9	8.41%
Theodore C. Smith		2	1.87%	0	0.00%	0	0.00%	2	1.87%
Cast Votes:		107	100.00%	0	0.00%	0	0.00%	107	100.00%
Undervotes:		0		0		0		0	
Overvotes:		0		0		0		0	
Rejected write-in votes:		0		0		0		0	
Unresolved write-in votes:		2		0		0		2	

Precinct Results Report

August 2025 Primary Election

Run Time 11:17 AM
Run Date 08/19/2025

Island County, WA

Official Primary Election

8/5/2025
Page 32

Official Results

Registered Voters
18522 of 64696 = 28.63%

Precincts Reporting
90 of 90 = 100.00%

181212 of 843 registered voters = 25.15%

Whidbey Island Public Hospital District, Commissioner, Position 5

Choice	Party	Absentee Voting		Early Voting		Election Day Voting		Total	
Dennis Rochier		109	51.42%	0	0.00%	0	0.00%	109	51.42%
Kirk Gasper		81	38.21%	0	0.00%	0	0.00%	81	38.21%
Theodore C. Smith		14	6.60%	0	0.00%	0	0.00%	14	6.60%
Morgan Cooper		8	3.77%	0	0.00%	0	0.00%	8	3.77%
Cast Votes:		212	100.00%	0	0.00%	0	0.00%	212	100.00%
Undervotes:		0		0		0		0	
Overvotes:		0		0		0		0	
Rejected write-in votes:		0		0		0		0	
Unresolved write-in votes:		0		0		0		0	

Precinct Results Report

August 2025 Primary Election

Run Time 11:17 AM
Run Date 08/19/2025

Island County, WA

Official Primary Election

8/5/2025
Page 33

Official Results

Registered Voters
18522 of 64696 = 28.63%

Precincts Reporting
90 of 90 = 100.00%

201312 of 1,350 registered voters = 23.11%

Whidbey Island Public Hospital District, Commissioner, Position 5

Choice	Party	Absentee Voting		Early Voting		Election Day Voting		Total	
Kirk Gasper		176	58.47%	0	0.00%	0	0.00%	176	58.47%
Dennis Rochier		89	29.57%	0	0.00%	0	0.00%	89	29.57%
Theodore C. Smith		24	7.97%	0	0.00%	0	0.00%	24	7.97%
Morgan Cooper		12	3.99%	0	0.00%	0	0.00%	12	3.99%
Cast Votes:		301	100.00%	0	0.00%	0	0.00%	301	100.00%
Undervotes:		0		0		0		0	
Overvotes:		3		0		0		3	
Rejected write-in votes:		0		0		0		0	
Unresolved write-in votes:		8		0		0		8	

Precinct Results Report

August 2025 Primary Election

Run Time 11:17 AM
Run Date 08/19/2025

Island County, WA

Official Primary Election

8/5/2025
Page 34

Official Results

Registered Voters
18522 of 64696 = 28.63%

Precincts Reporting
90 of 90 = 100.00%

202 99 of 603 registered voters = 16.42%

Whidbey Island Public Hospital District, Commissioner, Position 5

Choice	Party	Absentee Voting		Early Voting		Election Day Voting		Total	
Kirk Gasper		48	48.98%	0	0.00%	0	0.00%	48	48.98%
Dennis Rochier		35	35.71%	0	0.00%	0	0.00%	35	35.71%
Morgan Cooper		11	11.22%	0	0.00%	0	0.00%	11	11.22%
Theodore C. Smith		4	4.08%	0	0.00%	0	0.00%	4	4.08%
Cast Votes:		98	100.00%	0	0.00%	0	0.00%	98	100.00%
Undervotes:		0		0		0		0	
Overvotes:		1		0		0		1	
Rejected write-in votes:		0		0		0		0	
Unresolved write-in votes:		0		0		0		0	

Precinct Results Report

August 2025 Primary Election

Run Time 11:17 AM
Run Date 08/19/2025

Island County, WA

Official Primary Election

8/5/2025
Page 35

Official Results

Registered Voters
18522 of 64696 = 28.63%

Precincts Reporting
90 of 90 = 100.00%

203216 of 1,045 registered voters = 20.67%

Whidbey Island Public Hospital District, Commissioner, Position 5

Choice	Party	Absentee Voting		Early Voting		Election Day Voting		Total	
Kirk Gasper		113	53.81%	0	0.00%	0	0.00%	113	53.81%
Dennis Rochier		59	28.10%	0	0.00%	0	0.00%	59	28.10%
Theodore C. Smith		21	10.00%	0	0.00%	0	0.00%	21	10.00%
Morgan Cooper		17	8.10%	0	0.00%	0	0.00%	17	8.10%
Cast Votes:		210	100.00%	0	0.00%	0	0.00%	210	100.00%
Undervotes:		0		0		0		0	
Overvotes:		1		0		0		1	
Rejected write-in votes:		0		0		0		0	
Unresolved write-in votes:		5		0		0		5	

Precinct Results Report

August 2025 Primary Election

Run Time 11:17 AM
Run Date 08/19/2025

Island County, WA

Official Primary Election

8/5/2025
Page 36

Official Results

Registered Voters
18522 of 64696 = 28.63%

Precincts Reporting
90 of 90 = 100.00%

204195 of 1,212 registered voters = 16.09%

Whidbey Island Public Hospital District, Commissioner, Position 5

Choice	Party	Absentee Voting		Early Voting		Election Day Voting		Total	
Kirk Gasper		95	50.26%	0	0.00%	0	0.00%	95	50.26%
Dennis Rochier		61	32.28%	0	0.00%	0	0.00%	61	32.28%
Theodore C. Smith		18	9.52%	0	0.00%	0	0.00%	18	9.52%
Morgan Cooper		15	7.94%	0	0.00%	0	0.00%	15	7.94%
Cast Votes:		189	100.00%	0	0.00%	0	0.00%	189	100.00%
Undervotes:		1		0		0		1	
Overvotes:		1		0		0		1	
Rejected write-in votes:		0		0		0		0	
Unresolved write-in votes:		4		0		0		4	

Precinct Results Report

August 2025 Primary Election

Run Time 11:17 AM
Run Date 08/19/2025

Island County, WA

Official Primary Election

8/5/2025
Page 37

Official Results

Registered Voters
18522 of 64696 = 28.63%

Precincts Reporting
90 of 90 = 100.00%

205158 of 870 registered voters = 18.16%

Whidbey Island Public Hospital District, Commissioner, Position 5

Choice	Party	Absentee Voting		Early Voting		Election Day Voting		Total	
Kirk Gasper		89	57.79%	0	0.00%	0	0.00%	89	57.79%
Dennis Rochier		45	29.22%	0	0.00%	0	0.00%	45	29.22%
Morgan Cooper		12	7.79%	0	0.00%	0	0.00%	12	7.79%
Theodore C. Smith		8	5.19%	0	0.00%	0	0.00%	8	5.19%
Cast Votes:		154	100.00%	0	0.00%	0	0.00%	154	100.00%
Undervotes:		0		0		0		0	
Overvotes:		0		0		0		0	
Rejected write-in votes:		0		0		0		0	
Unresolved write-in votes:		4		0		0		4	

Precinct Results Report

August 2025 Primary Election

Run Time 11:17 AM
Run Date 08/19/2025

Island County, WA

Official Primary Election

8/5/2025
Page 38

Official Results

Registered Voters
18522 of 64696 = 28.63%

Precincts Reporting
90 of 90 = 100.00%

206117 of 980 registered voters = 11.94%

Whidbey Island Public Hospital District, Commissioner, Position 5

Choice	Party	Absentee Voting		Early Voting		Election Day Voting		Total	
Kirk Gasper		61	53.51%	0	0.00%	0	0.00%	61	53.51%
Dennis Rochier		37	32.46%	0	0.00%	0	0.00%	37	32.46%
Theodore C. Smith		13	11.40%	0	0.00%	0	0.00%	13	11.40%
Morgan Cooper		3	2.63%	0	0.00%	0	0.00%	3	2.63%
Cast Votes:		114	100.00%	0	0.00%	0	0.00%	114	100.00%
Undervotes:		0		0		0		0	
Overvotes:		0		0		0		0	
Rejected write-in votes:		0		0		0		0	
Unresolved write-in votes:		3		0		0		3	

Precinct Results Report

August 2025 Primary Election

Run Time 11:17 AM
Run Date 08/19/2025

Island County, WA

Official Primary Election

8/5/2025
Page 39

Official Results

Registered Voters
18522 of 64696 = 28.63%

Precincts Reporting
90 of 90 = 100.00%

207162 of 963 registered voters = 16.82%

Whidbey Island Public Hospital District, Commissioner, Position 5

Choice	Party	Absentee Voting		Early Voting		Election Day Voting		Total	
Dennis Rochier		63	39.62%	0	0.00%	0	0.00%	63	39.62%
Kirk Gasper		63	39.62%	0	0.00%	0	0.00%	63	39.62%
Theodore C. Smith		17	10.69%	0	0.00%	0	0.00%	17	10.69%
Morgan Cooper		16	10.06%	0	0.00%	0	0.00%	16	10.06%
Cast Votes:		159	100.00%	0	0.00%	0	0.00%	159	100.00%
Undervotes:		0		0		0		0	
Overvotes:		0		0		0		0	
Rejected write-in votes:		0		0		0		0	
Unresolved write-in votes:		3		0		0		3	

Precinct Results Report

August 2025 Primary Election

Run Time 11:17 AM
Run Date 08/19/2025

Island County, WA

Official Primary Election

8/5/2025
Page 40

Official Results

Registered Voters
18522 of 64696 = 28.63%

Precincts Reporting
90 of 90 = 100.00%

208101 of 730 registered voters = 13.84%

Whidbey Island Public Hospital District, Commissioner, Position 5

Choice	Party	Absentee Voting		Early Voting		Election Day Voting		Total	
Kirk Gasper		51	52.04%	0	0.00%	0	0.00%	51	52.04%
Dennis Rochier		32	32.65%	0	0.00%	0	0.00%	32	32.65%
Theodore C. Smith		9	9.18%	0	0.00%	0	0.00%	9	9.18%
Morgan Cooper		6	6.12%	0	0.00%	0	0.00%	6	6.12%
Cast Votes:		98	100.00%	0	0.00%	0	0.00%	98	100.00%
Undervotes:		2		0		0		2	
Overvotes:		1		0		0		1	
Rejected write-in votes:		0		0		0		0	
Unresolved write-in votes:		0		0		0		0	

Precinct Results Report

August 2025 Primary Election

Run Time 11:17 AM
Run Date 08/19/2025

Island County, WA

Official Primary Election

8/5/2025
Page 41

Official Results

Registered Voters
18522 of 64696 = 28.63%

Precincts Reporting
90 of 90 = 100.00%

20922 of 888 registered voters = 2.48%

Whidbey Island Public Hospital District, Commissioner, Position 5

Choice	Party	Absentee Voting		Early Voting		Election Day Voting		Total	
Dennis Rochier		7	31.82%	0	0.00%	0	0.00%	7	31.82%
Kirk Gasper		7	31.82%	0	0.00%	0	0.00%	7	31.82%
Morgan Cooper		4	18.18%	0	0.00%	0	0.00%	4	18.18%
Theodore C. Smith		4	18.18%	0	0.00%	0	0.00%	4	18.18%
Cast Votes:		22	100.00%	0	0.00%	0	0.00%	22	100.00%
Undervotes:		0		0		0		0	
Overvotes:		0		0		0		0	
Rejected write-in votes:		0		0		0		0	
Unresolved write-in votes:		0		0		0		0	

Precinct Results Report

August 2025 Primary Election

Run Time 11:17 AM
Run Date 08/19/2025

Island County, WA

Official Primary Election

8/5/2025
Page 42

Official Results

Registered Voters
18522 of 64696 = 28.63%

Precincts Reporting
90 of 90 = 100.00%

21057 of 441 registered voters = 12.93%

Whidbey Island Public Hospital District, Commissioner, Position 5

Choice	Party	Absentee Voting		Early Voting		Election Day Voting		Total	
Dennis Rochier		22	38.60%	0	0.00%	0	0.00%	22	38.60%
Kirk Gasper		17	29.82%	0	0.00%	0	0.00%	17	29.82%
Theodore C. Smith		10	17.54%	0	0.00%	0	0.00%	10	17.54%
Morgan Cooper		8	14.04%	0	0.00%	0	0.00%	8	14.04%
Cast Votes:		57	100.00%	0	0.00%	0	0.00%	57	100.00%
Undervotes:		0		0		0		0	
Overvotes:		0		0		0		0	
Rejected write-in votes:		0		0		0		0	
Unresolved write-in votes:		0		0		0		0	

Precinct Results Report

August 2025 Primary Election

Run Time 11:17 AM
Run Date 08/19/2025

Island County, WA

Official Primary Election

8/5/2025
Page 43

Official Results

Registered Voters
18522 of 64696 = 28.63%

Precincts Reporting
90 of 90 = 100.00%

211116 of 819 registered voters = 14.16%

Whidbey Island Public Hospital District, Commissioner, Position 5

Choice	Party	Absentee Voting		Early Voting		Election Day Voting		Total	
Kirk Gasper		74	63.79%	0	0.00%	0	0.00%	74	63.79%
Dennis Rochier		27	23.28%	0	0.00%	0	0.00%	27	23.28%
Theodore C. Smith		11	9.48%	0	0.00%	0	0.00%	11	9.48%
Morgan Cooper		4	3.45%	0	0.00%	0	0.00%	4	3.45%
Cast Votes:		116	100.00%	0	0.00%	0	0.00%	116	100.00%
Undervotes:		0		0		0		0	
Overvotes:		0		0		0		0	
Rejected write-in votes:		0		0		0		0	
Unresolved write-in votes:		0		0		0		0	

Precinct Results Report

August 2025 Primary Election

Run Time 11:17 AM
Run Date 08/19/2025

Island County, WA

Official Primary Election

8/5/2025
Page 44

Official Results

Registered Voters
18522 of 64696 = 28.63%

Precincts Reporting
90 of 90 = 100.00%

21269 of 372 registered voters = 18.55%

Whidbey Island Public Hospital District, Commissioner, Position 5

Choice	Party	Absentee Voting		Early Voting		Election Day Voting		Total	
Kirk Gasper		39	60.94%	0	0.00%	0	0.00%	39	60.94%
Dennis Rochier		18	28.13%	0	0.00%	0	0.00%	18	28.13%
Theodore C. Smith		4	6.25%	0	0.00%	0	0.00%	4	6.25%
Morgan Cooper		3	4.69%	0	0.00%	0	0.00%	3	4.69%
Cast Votes:		64	100.00%	0	0.00%	0	0.00%	64	100.00%
Undervotes:		1		0		0		1	
Overvotes:		2		0		0		2	
Rejected write-in votes:		0		0		0		0	
Unresolved write-in votes:		2		0		0		2	

Precinct Results Report

August 2025 Primary Election

Run Time 11:17 AM
Run Date 08/19/2025

Island County, WA

Official Primary Election

8/5/2025
Page 45

Official Results

Registered Voters
18522 of 64696 = 28.63%

Precincts Reporting
90 of 90 = 100.00%

21362 of 557 registered voters = 11.13%

Whidbey Island Public Hospital District, Commissioner, Position 5

Choice	Party	Absentee Voting		Early Voting		Election Day Voting		Total	
Kirk Gasper		37	59.68%	0	0.00%	0	0.00%	37	59.68%
Dennis Rochier		17	27.42%	0	0.00%	0	0.00%	17	27.42%
Morgan Cooper		4	6.45%	0	0.00%	0	0.00%	4	6.45%
Theodore C. Smith		4	6.45%	0	0.00%	0	0.00%	4	6.45%
Cast Votes:		62	100.00%	0	0.00%	0	0.00%	62	100.00%
Undervotes:		0		0		0		0	
Overvotes:		0		0		0		0	
Rejected write-in votes:		0		0		0		0	
Unresolved write-in votes:		0		0		0		0	

Precinct Results Report

August 2025 Primary Election

Run Time 11:17 AM
Run Date 08/19/2025

Island County, WA

Official Primary Election

8/5/2025
Page 46

Official Results

Registered Voters
18522 of 64696 = 28.63%

Precincts Reporting
90 of 90 = 100.00%

214146 of 488 registered voters = 29.92%

Whidbey Island Public Hospital District, Commissioner, Position 5

Choice	Party	Absentee Voting		Early Voting		Election Day Voting		Total	
Kirk Gasper		84	57.93%	0	0.00%	0	0.00%	84	57.93%
Dennis Rochier		38	26.21%	0	0.00%	0	0.00%	38	26.21%
Morgan Cooper		12	8.28%	0	0.00%	0	0.00%	12	8.28%
Theodore C. Smith		11	7.59%	0	0.00%	0	0.00%	11	7.59%
Cast Votes:		145	100.00%	0	0.00%	0	0.00%	145	100.00%
Undervotes:		0		0		0		0	
Overvotes:		0		0		0		0	
Rejected write-in votes:		0		0		0		0	
Unresolved write-in votes:		1		0		0		1	

Precinct Results Report

August 2025 Primary Election

Run Time 11:17 AM
Run Date 08/19/2025

Island County, WA

Official Primary Election

8/5/2025
Page 47

Official Results

Registered Voters
18522 of 64696 = 28.63%

Precincts Reporting
90 of 90 = 100.00%

21591 of 603 registered voters = 15.09%

Whidbey Island Public Hospital District, Commissioner, Position 5

Choice	Party	Absentee Voting		Early Voting		Election Day Voting		Total	
Kirk Gasper		40	45.45%	0	0.00%	0	0.00%	40	45.45%
Dennis Rochier		32	36.36%	0	0.00%	0	0.00%	32	36.36%
Theodore C. Smith		9	10.23%	0	0.00%	0	0.00%	9	10.23%
Morgan Cooper		7	7.95%	0	0.00%	0	0.00%	7	7.95%
Cast Votes:		88	100.00%	0	0.00%	0	0.00%	88	100.00%
Undervotes:		0		0		0		0	
Overvotes:		1		0		0		1	
Rejected write-in votes:		0		0		0		0	
Unresolved write-in votes:		2		0		0		2	

Precinct Results Report

August 2025 Primary Election

Run Time 11:17 AM
Run Date 08/19/2025

Island County, WA

Official Primary Election

8/5/2025
Page 48

Official Results

Registered Voters
18522 of 64696 = 28.63%

Precincts Reporting
90 of 90 = 100.00%

216142 of 614 registered voters = 23.13%

Whidbey Island Public Hospital District, Commissioner, Position 5

Choice	Party	Absentee Voting		Early Voting		Election Day Voting		Total	
Dennis Rochier		58	42.03%	0	0.00%	0	0.00%	58	42.03%
Kirk Gasper		52	37.68%	0	0.00%	0	0.00%	52	37.68%
Theodore C. Smith		16	11.59%	0	0.00%	0	0.00%	16	11.59%
Morgan Cooper		12	8.70%	0	0.00%	0	0.00%	12	8.70%
Cast Votes:		138	100.00%	0	0.00%	0	0.00%	138	100.00%
Undervotes:		0		0		0		0	
Overvotes:		1		0		0		1	
Rejected write-in votes:		0		0		0		0	
Unresolved write-in votes:		3		0		0		3	

Precinct Results Report

August 2025 Primary Election

Run Time 11:17 AM
Run Date 08/19/2025

Island County, WA

Official Primary Election

8/5/2025
Page 49

Official Results

Registered Voters
18522 of 64696 = 28.63%

Precincts Reporting
90 of 90 = 100.00%

21799 of 655 registered voters = 15.11%

Whidbey Island Public Hospital District, Commissioner, Position 5

Choice	Party	Absentee Voting		Early Voting		Election Day Voting		Total	
Kirk Gasper		52	53.61%	0	0.00%	0	0.00%	52	53.61%
Dennis Rochier		34	35.05%	0	0.00%	0	0.00%	34	35.05%
Theodore C. Smith		6	6.19%	0	0.00%	0	0.00%	6	6.19%
Morgan Cooper		5	5.15%	0	0.00%	0	0.00%	5	5.15%
Cast Votes:		97	100.00%	0	0.00%	0	0.00%	97	100.00%
Undervotes:		0		0		0		0	
Overvotes:		0		0		0		0	
Rejected write-in votes:		0		0		0		0	
Unresolved write-in votes:		2		0		0		2	

Precinct Results Report

August 2025 Primary Election

Run Time 11:17 AM
Run Date 08/19/2025

Island County, WA

Official Primary Election

8/5/2025
Page 50

Official Results

Registered Voters
18522 of 64696 = 28.63%

Precincts Reporting
90 of 90 = 100.00%

21817 of 444 registered voters = 3.83%

Whidbey Island Public Hospital District, Commissioner, Position 5

Choice	Party	Absentee Voting		Early Voting		Election Day Voting		Total	
Morgan Cooper		6	37.50%	0	0.00%	0	0.00%	6	37.50%
Kirk Gasper		4	25.00%	0	0.00%	0	0.00%	4	25.00%
Dennis Rochier		3	18.75%	0	0.00%	0	0.00%	3	18.75%
Theodore C. Smith		3	18.75%	0	0.00%	0	0.00%	3	18.75%
Cast Votes:		16	100.00%	0	0.00%	0	0.00%	16	100.00%
Undervotes:		1		0		0		1	
Overvotes:		0		0		0		0	
Rejected write-in votes:		0		0		0		0	
Unresolved write-in votes:		0		0		0		0	

Precinct Results Report

August 2025 Primary Election

Run Time 11:17 AM
Run Date 08/19/2025

Island County, WA

Official Primary Election

8/5/2025
Page 51

Official Results

Registered Voters
18522 of 64696 = 28.63%

Precincts Reporting
90 of 90 = 100.00%

251162 of 622 registered voters = 26.05%

Whidbey Island Public Hospital District, Commissioner, Position 5

Choice	Party	Absentee Voting		Early Voting		Election Day Voting		Total	
Kirk Gasper		80	51.95%	0	0.00%	0	0.00%	80	51.95%
Dennis Rochier		61	39.61%	0	0.00%	0	0.00%	61	39.61%
Theodore C. Smith		8	5.19%	0	0.00%	0	0.00%	8	5.19%
Morgan Cooper		5	3.25%	0	0.00%	0	0.00%	5	3.25%
Cast Votes:		154	100.00%	0	0.00%	0	0.00%	154	100.00%
Undervotes:		1		0		0		1	
Overvotes:		6		0		0		6	
Rejected write-in votes:		0		0		0		0	
Unresolved write-in votes:		1		0		0		1	

Precinct Results Report

August 2025 Primary Election

Run Time 11:17 AM
Run Date 08/19/2025

Island County, WA

Official Primary Election

8/5/2025
Page 52

Official Results

Registered Voters
18522 of 64696 = 28.63%

Precincts Reporting
90 of 90 = 100.00%

252191 of 866 registered voters = 22.06%

Whidbey Island Public Hospital District, Commissioner, Position 5

Choice	Party	Absentee Voting		Early Voting		Election Day Voting		Total	
Kirk Gasper		98	52.69%	0	0.00%	0	0.00%	98	52.69%
Dennis Rochier		57	30.65%	0	0.00%	0	0.00%	57	30.65%
Theodore C. Smith		21	11.29%	0	0.00%	0	0.00%	21	11.29%
Morgan Cooper		10	5.38%	0	0.00%	0	0.00%	10	5.38%
Cast Votes:		186	100.00%	0	0.00%	0	0.00%	186	100.00%
Undervotes:		1		0		0		1	
Overvotes:		0		0		0		0	
Rejected write-in votes:		0		0		0		0	
Unresolved write-in votes:		4		0		0		4	

Precinct Results Report

August 2025 Primary Election

Run Time 11:17 AM
Run Date 08/19/2025

Island County, WA

Official Primary Election

8/5/2025
Page 53

Official Results

Registered Voters
18522 of 64696 = 28.63%

Precincts Reporting
90 of 90 = 100.00%

253268 of 872 registered voters = 30.73%

Whidbey Island Public Hospital District, Commissioner, Position 5

Choice	Party	Absentee Voting		Early Voting		Election Day Voting		Total	
Kirk Gasper		118	44.53%	0	0.00%	0	0.00%	118	44.53%
Dennis Rochier		114	43.02%	0	0.00%	0	0.00%	114	43.02%
Theodore C. Smith		19	7.17%	0	0.00%	0	0.00%	19	7.17%
Morgan Cooper		14	5.28%	0	0.00%	0	0.00%	14	5.28%
Cast Votes:		265	100.00%	0	0.00%	0	0.00%	265	100.00%
Undervotes:		0		0		0		0	
Overvotes:		1		0		0		1	
Rejected write-in votes:		0		0		0		0	
Unresolved write-in votes:		2		0		0		2	

Precinct Results Report

August 2025 Primary Election

Run Time 11:17 AM
Run Date 08/19/2025

Island County, WA

Official Primary Election

8/5/2025
Page 54

Official Results

Registered Voters
18522 of 64696 = 28.63%

Precincts Reporting
90 of 90 = 100.00%

254215 of 982 registered voters = 21.89%

Whidbey Island Public Hospital District, Commissioner, Position 5

Choice	Party	Absentee Voting		Early Voting		Election Day Voting		Total	
Kirk Gasper		117	54.67%	0	0.00%	0	0.00%	117	54.67%
Dennis Rochier		77	35.98%	0	0.00%	0	0.00%	77	35.98%
Theodore C. Smith		12	5.61%	0	0.00%	0	0.00%	12	5.61%
Morgan Cooper		8	3.74%	0	0.00%	0	0.00%	8	3.74%
Cast Votes:		214	100.00%	0	0.00%	0	0.00%	214	100.00%
Undervotes:		0		0		0		0	
Overvotes:		0		0		0		0	
Rejected write-in votes:		0		0		0		0	
Unresolved write-in votes:		1		0		0		1	

Precinct Results Report

August 2025 Primary Election

Run Time 11:17 AM
Run Date 08/19/2025

Island County, WA

Official Primary Election

8/5/2025
Page 55

Official Results

Registered Voters
18522 of 64696 = 28.63%

Precincts Reporting
90 of 90 = 100.00%

255 45 of 320 registered voters = 14.06%

Whidbey Island Public Hospital District, Commissioner, Position 5

Choice	Party	Absentee Voting		Early Voting		Election Day Voting		Total	
Kirk Gasper		28	62.22%	0	0.00%	0	0.00%	28	62.22%
Dennis Rochier		12	26.67%	0	0.00%	0	0.00%	12	26.67%
Theodore C. Smith		4	8.89%	0	0.00%	0	0.00%	4	8.89%
Morgan Cooper		1	2.22%	0	0.00%	0	0.00%	1	2.22%
Cast Votes:		45	100.00%	0	0.00%	0	0.00%	45	100.00%
Undervotes:		0		0		0		0	
Overvotes:		0		0		0		0	
Rejected write-in votes:		0		0		0		0	
Unresolved write-in votes:		0		0		0		0	

Precinct Results Report

August 2025 Primary Election

Run Time 11:17 AM
Run Date 08/19/2025

Island County, WA

Official Primary Election

8/5/2025
Page 56

Official Results

Registered Voters
18522 of 64696 = 28.63%

Precincts Reporting
90 of 90 = 100.00%

25648 of 233 registered voters = 20.60%

Whidbey Island Public Hospital District, Commissioner, Position 5

Choice	Party	Absentee Voting		Early Voting		Election Day Voting		Total	
Dennis Rochier		24	51.06%	0	0.00%	0	0.00%	24	51.06%
Kirk Gasper		19	40.43%	0	0.00%	0	0.00%	19	40.43%
Morgan Cooper		3	6.38%	0	0.00%	0	0.00%	3	6.38%
Theodore C. Smith		1	2.13%	0	0.00%	0	0.00%	1	2.13%
Cast Votes:		47	100.00%	0	0.00%	0	0.00%	47	100.00%
Undervotes:		0		0		0		0	
Overvotes:		0		0		0		0	
Rejected write-in votes:		0		0		0		0	
Unresolved write-in votes:		1		0		0		1	

Precinct Results Report

August 2025 Primary Election

Run Time 11:17 AM
Run Date 08/19/2025

Island County, WA

Official Primary Election

8/5/2025
Page 57

Official Results

Registered Voters
18522 of 64696 = 28.63%

Precincts Reporting
90 of 90 = 100.00%

257 39 of 197 registered voters = 19.80%

Whidbey Island Public Hospital District, Commissioner, Position 5

Choice	Party	Absentee Voting		Early Voting		Election Day Voting		Total	
Kirk Gasper		19	48.72%	0	0.00%	0	0.00%	19	48.72%
Dennis Rochier		11	28.21%	0	0.00%	0	0.00%	11	28.21%
Morgan Cooper		9	23.08%	0	0.00%	0	0.00%	9	23.08%
Theodore C. Smith		0	0.00%	0	0.00%	0	0.00%	0	0.00%
Cast Votes:		39	100.00%	0	0.00%	0	0.00%	39	100.00%
Undervotes:		0		0		0		0	
Overvotes:		0		0		0		0	
Rejected write-in votes:		0		0		0		0	
Unresolved write-in votes:		0		0		0		0	

Precinct Results Report

August 2025 Primary Election

Run Time 11:17 AM
Run Date 08/19/2025

Island County, WA

Official Primary Election

8/5/2025
Page 58

Official Results

Registered Voters
18522 of 64696 = 28.63%

Precincts Reporting
90 of 90 = 100.00%

25810 of 61 registered voters = 16.39%

Whidbey Island Public Hospital District, Commissioner, Position 5

Choice	Party	Absentee Voting		Early Voting		Election Day Voting		Total	
Kirk Gasper		4	40.00%	0	0.00%	0	0.00%	4	40.00%
Dennis Rochier		3	30.00%	0	0.00%	0	0.00%	3	30.00%
Theodore C. Smith		2	20.00%	0	0.00%	0	0.00%	2	20.00%
Morgan Cooper		1	10.00%	0	0.00%	0	0.00%	1	10.00%
Cast Votes:		10	100.00%	0	0.00%	0	0.00%	10	100.00%
Undervotes:		0		0		0		0	
Overvotes:		0		0		0		0	
Rejected write-in votes:		0		0		0		0	
Unresolved write-in votes:		0		0		0		0	

Precinct Results Report

August 2025 Primary Election

Run Time 11:17 AM
Run Date 08/19/2025

Island County, WA

Official Primary Election

8/5/2025
Page 59

Official Results

Registered Voters
18522 of 64696 = 28.63%

Precincts Reporting
90 of 90 = 100.00%

259 3 of 83 registered voters = 3.61%

Whidbey Island Public Hospital District, Commissioner, Position 5

Choice	Party	Absentee Voting		Early Voting		Election Day Voting		Total	
Kirk Gasper		3	100.00%	0	0.00%	0	0.00%	3	100.00%
Dennis Rochier		0	0.00%	0	0.00%	0	0.00%	0	0.00%
Morgan Cooper		0	0.00%	0	0.00%	0	0.00%	0	0.00%
Theodore C. Smith		0	0.00%	0	0.00%	0	0.00%	0	0.00%
Cast Votes:		3	100.00%	0	0.00%	0	0.00%	3	100.00%
Undervotes:		0		0		0		0	
Overvotes:		0		0		0		0	
Rejected write-in votes:		0		0		0		0	
Unresolved write-in votes:		0		0		0		0	

Precinct Results Report

August 2025 Primary Election

Run Time 11:17 AM
Run Date 08/19/2025

Island County, WA

Official Primary Election

8/5/2025
Page 60

Official Results

Registered Voters
18522 of 64696 = 28.63%

Precincts Reporting
90 of 90 = 100.00%

260 3 of 15 registered voters = 20.00%

Whidbey Island Public Hospital District, Commissioner, Position 5

Choice	Party	Absentee Voting		Early Voting		Election Day Voting		Total	
Morgan Cooper		2	66.67%	0	0.00%	0	0.00%	2	66.67%
Kirk Gasper		1	33.33%	0	0.00%	0	0.00%	1	33.33%
Dennis Rochier		0	0.00%	0	0.00%	0	0.00%	0	0.00%
Theodore C. Smith		0	0.00%	0	0.00%	0	0.00%	0	0.00%
Cast Votes:		3	100.00%	0	0.00%	0	0.00%	3	100.00%
Undervotes:		0		0		0		0	
Overvotes:		0		0		0		0	
Rejected write-in votes:		0		0		0		0	
Unresolved write-in votes:		0		0		0		0	

Precinct Results Report

August 2025 Primary Election

Run Time 11:17 AM
Run Date 08/19/2025

Island County, WA

Official Primary Election

8/5/2025
Page 61

Official Results

Registered Voters
18522 of 64696 = 28.63%

Precincts Reporting
90 of 90 = 100.00%

301267 of 686 registered voters = 38.92%

Island County Fire Protection District No. 1 (known as Camano Island Fire & Rescue) - Renewal of Six Year Emergency Medical Services Property Tax Levy

Choice	Party	Absentee Voting		Early Voting		Election Day Voting		Total	
Yes		204	76.40%	0	0.00%	0	0.00%	204	76.40%
No		63	23.60%	0	0.00%	0	0.00%	63	23.60%
Cast Votes:		267	100.00%	0	0.00%	0	0.00%	267	100.00%
Undervotes:		0		0		0		0	
Overvotes:		0		0		0		0	
Rejected write-in votes:		0		0		0		0	
Unresolved write-in votes:		0		0		0		0	

Precinct Results Report

August 2025 Primary Election

Run Time 11:17 AM
Run Date 08/19/2025

Island County, WA

Official Primary Election

8/5/2025
Page 62

Official Results

Registered Voters
18522 of 64696 = 28.63%

Precincts Reporting
90 of 90 = 100.00%

302 236 of 560 registered voters = 42.14%

Island County Fire Protection District No. 1 (known as Camano Island Fire & Rescue) - Renewal of Six Year Emergency Medical Services Property Tax Levy

Choice	Party	Absentee Voting		Early Voting		Election Day Voting		Total	
Yes		159	67.37%	0	0.00%	0	0.00%	159	67.37%
No		77	32.63%	0	0.00%	0	0.00%	77	32.63%
Cast Votes:		236	100.00%	0	0.00%	0	0.00%	236	100.00%
Undervotes:		0		0		0		0	
Overvotes:		0		0		0		0	
Rejected write-in votes:		0		0		0		0	
Unresolved write-in votes:		0		0		0		0	

Precinct Results Report

August 2025 Primary Election

Run Time 11:17 AM
Run Date 08/19/2025

Island County, WA

Official Primary Election

8/5/2025
Page 63

Official Results

Registered Voters
18522 of 64696 = 28.63%

Precincts Reporting
90 of 90 = 100.00%

303134 of 348 registered voters = 38.51%

Island County Fire Protection District No. 1 (known as Camano Island Fire & Rescue) - Renewal of Six Year Emergency Medical Services Property Tax Levy

Choice	Party	Absentee Voting		Early Voting		Election Day Voting		Total	
Yes		90	67.16%	0	0.00%	0	0.00%	90	67.16%
No		44	32.84%	0	0.00%	0	0.00%	44	32.84%
Cast Votes:		134	100.00%	0	0.00%	0	0.00%	134	100.00%
Undervotes:		0		0		0		0	
Overvotes:		0		0		0		0	
Rejected write-in votes:		0		0		0		0	
Unresolved write-in votes:		0		0		0		0	

Precinct Results Report

August 2025 Primary Election

Run Time 11:17 AM
Run Date 08/19/2025

Island County, WA

Official Primary Election

8/5/2025
Page 64

Official Results

Registered Voters
18522 of 64696 = 28.63%

Precincts Reporting
90 of 90 = 100.00%

304207 of 408 registered voters = 50.74%

Island County Fire Protection District No. 1 (known as Camano Island Fire & Rescue) - Renewal of Six Year Emergency Medical Services Property Tax Levy

Choice	Party	Absentee Voting		Early Voting		Election Day Voting		Total	
Yes		153	74.27%	0	0.00%	0	0.00%	153	74.27%
No		53	25.73%	0	0.00%	0	0.00%	53	25.73%
Cast Votes:		206	100.00%	0	0.00%	0	0.00%	206	100.00%
Undervotes:		1		0		0		1	
Overvotes:		0		0		0		0	
Rejected write-in votes:		0		0		0		0	
Unresolved write-in votes:		0		0		0		0	

Precinct Results Report

August 2025 Primary Election

Run Time 11:17 AM
Run Date 08/19/2025

Island County, WA

Official Primary Election

8/5/2025
Page 65

Official Results

Registered Voters
18522 of 64696 = 28.63%

Precincts Reporting
90 of 90 = 100.00%

305193 of 451 registered voters = 42.79%

Island County Fire Protection District No. 1 (known as Camano Island Fire & Rescue) - Renewal of Six Year Emergency Medical Services Property Tax Levy

Choice	Party	Absentee Voting		Early Voting		Election Day Voting		Total	
Yes		141	73.06%	0	0.00%	0	0.00%	141	73.06%
No		52	26.94%	0	0.00%	0	0.00%	52	26.94%
Cast Votes:		193	100.00%	0	0.00%	0	0.00%	193	100.00%
Undervotes:		0		0		0		0	
Overvotes:		0		0		0		0	
Rejected write-in votes:		0		0		0		0	
Unresolved write-in votes:		0		0		0		0	

Precinct Results Report

August 2025 Primary Election

Run Time 11:17 AM
Run Date 08/19/2025

Island County, WA

Official Primary Election

8/5/2025
Page 66

Official Results

Registered Voters
18522 of 64696 = 28.63%

Precincts Reporting
90 of 90 = 100.00%

306 398 of 1,047 registered voters = 38.01%

Island County Fire Protection District No. 1 (known as Camano Island Fire & Rescue) - Renewal of Six Year Emergency Medical Services Property Tax Levy

Choice	Party	Absentee Voting		Early Voting		Election Day Voting		Total	
Yes		295	74.12%	0	0.00%	0	0.00%	295	74.12%
No		103	25.88%	0	0.00%	0	0.00%	103	25.88%
Cast Votes:		398	100.00%	0	0.00%	0	0.00%	398	100.00%
Undervotes:		0		0		0		0	
Overvotes:		0		0		0		0	
Rejected write-in votes:		0		0		0		0	
Unresolved write-in votes:		0		0		0		0	

Precinct Results Report

August 2025 Primary Election

Run Time 11:17 AM
Run Date 08/19/2025

Island County, WA

Official Primary Election

8/5/2025
Page 67

Official Results

Registered Voters
18522 of 64696 = 28.63%

Precincts Reporting
90 of 90 = 100.00%

307 535 of 1,250 registered voters = 42.80%

Island County Fire Protection District No. 1 (known as Camano Island Fire & Rescue) - Renewal of Six Year Emergency Medical Services Property Tax Levy

Choice	Party	Absentee Voting		Early Voting		Election Day Voting		Total	
Yes		382	71.40%	0	0.00%	0	0.00%	382	71.40%
No		153	28.60%	0	0.00%	0	0.00%	153	28.60%
Cast Votes:		535	100.00%	0	0.00%	0	0.00%	535	100.00%
Undervotes:		0		0		0		0	
Overvotes:		0		0		0		0	
Rejected write-in votes:		0		0		0		0	
Unresolved write-in votes:		0		0		0		0	

Precinct Results Report

August 2025 Primary Election

Run Time 11:17 AM
Run Date 08/19/2025

Island County, WA

Official Primary Election

8/5/2025
Page 68

Official Results

Registered Voters
18522 of 64696 = 28.63%

Precincts Reporting
90 of 90 = 100.00%

308 363 of 1,099 registered voters = 33.03%

Island County Fire Protection District No. 1 (known as Camano Island Fire & Rescue) - Renewal of Six Year Emergency Medical Services Property Tax Levy

Choice	Party	Absentee Voting		Early Voting		Election Day Voting		Total	
Yes		262	72.18%	0	0.00%	0	0.00%	262	72.18%
No		101	27.82%	0	0.00%	0	0.00%	101	27.82%
Cast Votes:		363	100.00%	0	0.00%	0	0.00%	363	100.00%
Undervotes:		0		0		0		0	
Overvotes:		0		0		0		0	
Rejected write-in votes:		0		0		0		0	
Unresolved write-in votes:		0		0		0		0	

Precinct Results Report

August 2025 Primary Election

Run Time 11:17 AM
Run Date 08/19/2025

Island County, WA

Official Primary Election

8/5/2025
Page 69

Official Results

Registered Voters
18522 of 64696 = 28.63%

Precincts Reporting
90 of 90 = 100.00%

309 338 of 778 registered voters = 43.44%

Island County Fire Protection District No. 1 (known as Camano Island Fire & Rescue) - Renewal of Six Year Emergency Medical Services Property Tax Levy

Choice	Party	Absentee Voting		Early Voting		Election Day Voting		Total	
Yes		264	78.11%	0	0.00%	0	0.00%	264	78.11%
No		74	21.89%	0	0.00%	0	0.00%	74	21.89%
Cast Votes:		338	100.00%	0	0.00%	0	0.00%	338	100.00%
Undervotes:		0		0		0		0	
Overvotes:		0		0		0		0	
Rejected write-in votes:		0		0		0		0	
Unresolved write-in votes:		0		0		0		0	

Precinct Results Report

August 2025 Primary Election

Run Time 11:17 AM
Run Date 08/19/2025

Island County, WA

Official Primary Election

8/5/2025
Page 70

Official Results

Registered Voters
18522 of 64696 = 28.63%

Precincts Reporting
90 of 90 = 100.00%

310 337 of 843 registered voters = 39.98%

Island County Fire Protection District No. 1 (known as Camano Island Fire & Rescue) - Renewal of Six Year Emergency Medical Services Property Tax Levy

Choice	Party	Absentee Voting		Early Voting		Election Day Voting		Total	
Yes		243	72.11%	0	0.00%	0	0.00%	243	72.11%
No		94	27.89%	0	0.00%	0	0.00%	94	27.89%
Cast Votes:		337	100.00%	0	0.00%	0	0.00%	337	100.00%
Undervotes:		0		0		0		0	
Overvotes:		0		0		0		0	
Rejected write-in votes:		0		0		0		0	
Unresolved write-in votes:		0		0		0		0	

Precinct Results Report

August 2025 Primary Election

Run Time 11:17 AM
Run Date 08/19/2025

Island County, WA

Official Primary Election

8/5/2025
Page 71

Official Results

Registered Voters
18522 of 64696 = 28.63%

Precincts Reporting
90 of 90 = 100.00%

311183 of 426 registered voters = 42.96%

Island County Fire Protection District No. 1 (known as Camano Island Fire & Rescue) - Renewal of Six Year Emergency Medical Services Property Tax Levy

Choice	Party	Absentee Voting		Early Voting		Election Day Voting		Total	
Yes		158	86.34%	0	0.00%	0	0.00%	158	86.34%
No		25	13.66%	0	0.00%	0	0.00%	25	13.66%
Cast Votes:		183	100.00%	0	0.00%	0	0.00%	183	100.00%
Undervotes:		0		0		0		0	
Overvotes:		0		0		0		0	
Rejected write-in votes:		0		0		0		0	
Unresolved write-in votes:		0		0		0		0	

Precinct Results Report

August 2025 Primary Election

Run Time 11:17 AM
Run Date 08/19/2025

Island County, WA

Official Primary Election

8/5/2025
Page 72

Official Results

Registered Voters
18522 of 64696 = 28.63%

Precincts Reporting
90 of 90 = 100.00%

312151 of 389 registered voters = 38.82%

Island County Fire Protection District No. 1 (known as Camano Island Fire & Rescue) - Renewal of Six Year Emergency Medical Services Property Tax Levy

Choice	Party	Absentee Voting		Early Voting		Election Day Voting		Total	
Yes		122	80.79%	0	0.00%	0	0.00%	122	80.79%
No		29	19.21%	0	0.00%	0	0.00%	29	19.21%
Cast Votes:		151	100.00%	0	0.00%	0	0.00%	151	100.00%
Undervotes:		0		0		0		0	
Overvotes:		0		0		0		0	
Rejected write-in votes:		0		0		0		0	
Unresolved write-in votes:		0		0		0		0	

Precinct Results Report

August 2025 Primary Election

Run Time 11:17 AM
Run Date 08/19/2025

Island County, WA

Official Primary Election

8/5/2025
Page 73

Official Results

Registered Voters
18522 of 64696 = 28.63%

Precincts Reporting
90 of 90 = 100.00%

313 379 of 802 registered voters = 47.26%

Island County Fire Protection District No. 1 (known as Camano Island Fire & Rescue) - Renewal of Six Year Emergency Medical Services Property Tax Levy

Choice	Party	Absentee Voting		Early Voting		Election Day Voting		Total	
Yes		290	76.52%	0	0.00%	0	0.00%	290	76.52%
No		89	23.48%	0	0.00%	0	0.00%	89	23.48%
Cast Votes:		379	100.00%	0	0.00%	0	0.00%	379	100.00%
Undervotes:		0		0		0		0	
Overvotes:		0		0		0		0	
Rejected write-in votes:		0		0		0		0	
Unresolved write-in votes:		0		0		0		0	

Precinct Results Report

August 2025 Primary Election

Run Time 11:17 AM
Run Date 08/19/2025

Island County, WA

Official Primary Election

8/5/2025
Page 74

Official Results

Registered Voters
18522 of 64696 = 28.63%

Precincts Reporting
90 of 90 = 100.00%

314 540 of 1,104 registered voters = 48.91%

Island County Fire Protection District No. 1 (known as Camano Island Fire & Rescue) - Renewal of Six Year Emergency Medical Services Property Tax Levy

Choice	Party	Absentee Voting		Early Voting		Election Day Voting		Total	
Yes		409	75.88%	0	0.00%	0	0.00%	409	75.88%
No		130	24.12%	0	0.00%	0	0.00%	130	24.12%
Cast Votes:		539	100.00%	0	0.00%	0	0.00%	539	100.00%
Undervotes:		0		0		0		0	
Overvotes:		1		0		0		1	
Rejected write-in votes:		0		0		0		0	
Unresolved write-in votes:		0		0		0		0	

Precinct Results Report

August 2025 Primary Election

Run Time11:17 AM

Run Date08/19/2025

Island County, WA

Official Primary Election

8/5/2025

Page 75

Official Results

Registered Voters

18522 of 64696 = 28.63%

Precincts Reporting

90 of 90 = 100.00%

315

577 of 1,229 registered voters = 46.95%

Island County Fire Protection District No. 1 (known as Camano Island Fire & Rescue) - Renewal of Six Year Emergency Medical Services Property Tax Levy

Choice	Party	Absentee Voting		Early Voting		Election Day Voting		Total	
Yes		440	76.52%	0	0.00%	0	0.00%	440	76.52%
No		135	23.48%	0	0.00%	0	0.00%	135	23.48%
Cast Votes:		575	100.00%	0	0.00%	0	0.00%	575	100.00%
Undervotes:		2		0		0		2	
Overvotes:		0		0		0		0	
Rejected write-in votes:		0		0		0		0	
Unresolved write-in votes:		0		0		0		0	

Precinct Results Report

August 2025 Primary Election

Run Time 11:17 AM
Run Date 08/19/2025

Island County, WA

Official Primary Election

8/5/2025
Page 76

Official Results

Registered Voters
18522 of 64696 = 28.63%

Precincts Reporting
90 of 90 = 100.00%

316

456 of 1,054 registered voters = 43.26%

Island County Fire Protection District No. 1 (known as Camano Island Fire & Rescue) - Renewal of Six Year Emergency Medical Services Property Tax Levy

Choice	Party	Absentee Voting		Early Voting		Election Day Voting		Total	
Yes		336	73.68%	0	0.00%	0	0.00%	336	73.68%
No		120	26.32%	0	0.00%	0	0.00%	120	26.32%
Cast Votes:		456	100.00%	0	0.00%	0	0.00%	456	100.00%
Undervotes:		0		0		0		0	
Overvotes:		0		0		0		0	
Rejected write-in votes:		0		0		0		0	
Unresolved write-in votes:		0		0		0		0	

Precinct Results Report

August 2025 Primary Election

Run Time 11:17 AM
Run Date 08/19/2025

Island County, WA

Official Primary Election

8/5/2025
Page 77

Official Results

Registered Voters
18522 of 64696 = 28.63%

Precincts Reporting
90 of 90 = 100.00%

317

243 of 524 registered voters = 46.37%

Island County Fire Protection District No. 1 (known as Camano Island Fire & Rescue) - Renewal of Six Year Emergency Medical Services Property Tax Levy

Choice	Party	Absentee Voting		Early Voting		Election Day Voting		Total	
Yes		170	69.96%	0	0.00%	0	0.00%	170	69.96%
No		73	30.04%	0	0.00%	0	0.00%	73	30.04%
Cast Votes:		243	100.00%	0	0.00%	0	0.00%	243	100.00%
Undervotes:		0		0		0		0	
Overvotes:		0		0		0		0	
Rejected write-in votes:		0		0		0		0	
Unresolved write-in votes:		0		0		0		0	

Precinct Results Report

August 2025 Primary Election

Run Time 11:17 AM
Run Date 08/19/2025

Island County, WA

Official Primary Election

8/5/2025
Page 78

Official Results

Registered Voters
18522 of 64696 = 28.63%

Precincts Reporting
90 of 90 = 100.00%

318 59 of 143 registered voters = 41.26%

Island County Fire Protection District No. 1 (known as Camano Island Fire & Rescue) - Renewal of Six Year Emergency Medical Services Property Tax Levy

Choice	Party	Absentee Voting		Early Voting		Election Day Voting		Total	
Yes		42	71.19%	0	0.00%	0	0.00%	42	71.19%
No		17	28.81%	0	0.00%	0	0.00%	17	28.81%
Cast Votes:		59	100.00%	0	0.00%	0	0.00%	59	100.00%
Undervotes:		0		0		0		0	
Overvotes:		0		0		0		0	
Rejected write-in votes:		0		0		0		0	
Unresolved write-in votes:		0		0		0		0	

Precinct Results Report

August 2025 Primary Election

Run Time 11:17 AM
Run Date 08/19/2025

Island County, WA

Official Primary Election

8/5/2025
Page 79

Official Results

Registered Voters
18522 of 64696 = 28.63%

Precincts Reporting
90 of 90 = 100.00%

319 233 of 453 registered voters = 51.43%

Island County Fire Protection District No. 1 (known as Camano Island Fire & Rescue) - Renewal of Six Year Emergency Medical Services Property Tax Levy

Choice	Party	Absentee Voting		Early Voting		Election Day Voting		Total	
Yes		172	73.82%	0	0.00%	0	0.00%	172	73.82%
No		61	26.18%	0	0.00%	0	0.00%	61	26.18%
Cast Votes:		233	100.00%	0	0.00%	0	0.00%	233	100.00%
Undervotes:		0		0		0		0	
Overvotes:		0		0		0		0	
Rejected write-in votes:		0		0		0		0	
Unresolved write-in votes:		0		0		0		0	

Precinct Results Report

August 2025 Primary Election

Run Time 11:17 AM
Run Date 08/19/2025

Island County, WA

Official Primary Election

8/5/2025
Page 80

Official Results

Registered Voters
18522 of 64696 = 28.63%

Precincts Reporting
90 of 90 = 100.00%

320128 of 284 registered voters = 45.07%

Island County Fire Protection District No. 1 (known as Camano Island Fire & Rescue) - Renewal of Six Year Emergency Medical Services Property Tax Levy

Choice	Party	Absentee Voting		Early Voting		Election Day Voting		Total	
Yes		97	75.78%	0	0.00%	0	0.00%	97	75.78%
No		31	24.22%	0	0.00%	0	0.00%	31	24.22%
Cast Votes:		128	100.00%	0	0.00%	0	0.00%	128	100.00%
Undervotes:		0		0		0		0	
Overvotes:		0		0		0		0	
Rejected write-in votes:		0		0		0		0	
Unresolved write-in votes:		0		0		0		0	

Precinct Results Report

August 2025 Primary Election

Run Time 11:17 AM
Run Date 08/19/2025

Island County, WA

Official Primary Election

8/5/2025
Page 81

Official Results

Registered Voters
18522 of 64696 = 28.63%

Precincts Reporting
90 of 90 = 100.00%

321 403 of 958 registered voters = 42.07%

Island County Fire Protection District No. 1 (known as Camano Island Fire & Rescue) - Renewal of Six Year Emergency Medical Services Property Tax Levy

Choice	Party	Absentee Voting		Early Voting		Election Day Voting		Total	
Yes		302	74.94%	0	0.00%	0	0.00%	302	74.94%
No		101	25.06%	0	0.00%	0	0.00%	101	25.06%
Cast Votes:		403	100.00%	0	0.00%	0	0.00%	403	100.00%
Undervotes:		0		0		0		0	
Overvotes:		0		0		0		0	
Rejected write-in votes:		0		0		0		0	
Unresolved write-in votes:		0		0		0		0	

Precinct Results Report

August 2025 Primary Election

Run Time 11:17 AM
Run Date 08/19/2025

Island County, WA

Official Primary Election

8/5/2025
Page 82

Official Results

Registered Voters
18522 of 64696 = 28.63%

Precincts Reporting
90 of 90 = 100.00%

351118 of 737 registered voters = 16.01%

Whidbey Island Public Hospital District, Commissioner, Position 5

Choice	Party	Absentee Voting		Early Voting		Election Day Voting		Total	
Kirk Gasper		64	54.70%	0	0.00%	0	0.00%	64	54.70%
Dennis Rochier		38	32.48%	0	0.00%	0	0.00%	38	32.48%
Morgan Cooper		10	8.55%	0	0.00%	0	0.00%	10	8.55%
Theodore C. Smith		5	4.27%	0	0.00%	0	0.00%	5	4.27%
Cast Votes:		117	100.00%	0	0.00%	0	0.00%	117	100.00%
Undervotes:		0		0		0		0	
Overvotes:		0		0		0		0	
Rejected write-in votes:		0		0		0		0	
Unresolved write-in votes:		1		0		0		1	

Precinct Results Report

August 2025 Primary Election

Run Time 11:17 AM
Run Date 08/19/2025

Island County, WA

Official Primary Election

8/5/2025
Page 83

Official Results

Registered Voters
18522 of 64696 = 28.63%

Precincts Reporting
90 of 90 = 100.00%

352198 of 856 registered voters = 23.13%

Whidbey Island Public Hospital District, Commissioner, Position 5

Choice	Party	Absentee Voting		Early Voting		Election Day Voting		Total	
Kirk Gasper		94	48.96%	0	0.00%	0	0.00%	94	48.96%
Dennis Rochier		72	37.50%	0	0.00%	0	0.00%	72	37.50%
Morgan Cooper		19	9.90%	0	0.00%	0	0.00%	19	9.90%
Theodore C. Smith		7	3.65%	0	0.00%	0	0.00%	7	3.65%
Cast Votes:		192	100.00%	0	0.00%	0	0.00%	192	100.00%
Undervotes:		0		0		0		0	
Overvotes:		1		0		0		1	
Rejected write-in votes:		0		0		0		0	
Unresolved write-in votes:		5		0		0		5	

Precinct Results Report

August 2025 Primary Election

Run Time 11:17 AM
Run Date 08/19/2025

Island County, WA

Official Primary Election

8/5/2025
Page 84

Official Results

Registered Voters
18522 of 64696 = 28.63%

Precincts Reporting
90 of 90 = 100.00%

3533 of 348 registered voters = 0.86%

Whidbey Island Public Hospital District, Commissioner, Position 5

Choice	Party	Absentee Voting		Early Voting		Election Day Voting		Total	
Dennis Rochier		1	33.33%	0	0.00%	0	0.00%	1	33.33%
Kirk Gasper		1	33.33%	0	0.00%	0	0.00%	1	33.33%
Morgan Cooper		1	33.33%	0	0.00%	0	0.00%	1	33.33%
Theodore C. Smith		0	0.00%	0	0.00%	0	0.00%	0	0.00%
Cast Votes:		3	100.00%	0	0.00%	0	0.00%	3	100.00%
Undervotes:		0		0		0		0	
Overvotes:		0		0		0		0	
Rejected write-in votes:		0		0		0		0	
Unresolved write-in votes:		0		0		0		0	

Precinct Results Report

August 2025 Primary Election

Run Time 11:17 AM
Run Date 08/19/2025

Island County, WA

Official Primary Election

8/5/2025
Page 85

Official Results

Registered Voters
18522 of 64696 = 28.63%

Precincts Reporting
90 of 90 = 100.00%

354165 of 827 registered voters = 19.95%

Whidbey Island Public Hospital District, Commissioner, Position 5

Choice	Party	Absentee Voting		Early Voting		Election Day Voting		Total	
Kirk Gasper		85	52.47%	0	0.00%	0	0.00%	85	52.47%
Dennis Rochier		55	33.95%	0	0.00%	0	0.00%	55	33.95%
Theodore C. Smith		13	8.02%	0	0.00%	0	0.00%	13	8.02%
Morgan Cooper		9	5.56%	0	0.00%	0	0.00%	9	5.56%
Cast Votes:		162	100.00%	0	0.00%	0	0.00%	162	100.00%
Undervotes:		1		0		0		1	
Overvotes:		2		0		0		2	
Rejected write-in votes:		0		0		0		0	
Unresolved write-in votes:		0		0		0		0	

Precinct Results Report

August 2025 Primary Election

Run Time 11:17 AM
Run Date 08/19/2025

Island County, WA

Official Primary Election

8/5/2025
Page 86

Official Results

Registered Voters
18522 of 64696 = 28.63%

Precincts Reporting
90 of 90 = 100.00%

355188 of 792 registered voters = 23.74%

Whidbey Island Public Hospital District, Commissioner, Position 5

Choice	Party	Absentee Voting		Early Voting		Election Day Voting		Total	
Kirk Gasper		119	64.32%	0	0.00%	0	0.00%	119	64.32%
Dennis Rochier		44	23.78%	0	0.00%	0	0.00%	44	23.78%
Morgan Cooper		19	10.27%	0	0.00%	0	0.00%	19	10.27%
Theodore C. Smith		3	1.62%	0	0.00%	0	0.00%	3	1.62%
Cast Votes:		185	100.00%	0	0.00%	0	0.00%	185	100.00%
Undervotes:		0		0		0		0	
Overvotes:		0		0		0		0	
Rejected write-in votes:		0		0		0		0	
Unresolved write-in votes:		3		0		0		3	

Precinct Results Report

August 2025 Primary Election

Run Time 11:17 AM
Run Date 08/19/2025

Island County, WA

Official Primary Election

8/5/2025
Page 87

Official Results

Registered Voters
18522 of 64696 = 28.63%

Precincts Reporting
90 of 90 = 100.00%

356155 of 805 registered voters = 19.25%

Whidbey Island Public Hospital District, Commissioner, Position 5

Choice	Party	Absentee Voting		Early Voting		Election Day Voting		Total	
Kirk Gasper		83	55.70%	0	0.00%	0	0.00%	83	55.70%
Dennis Rochier		47	31.54%	0	0.00%	0	0.00%	47	31.54%
Morgan Cooper		10	6.71%	0	0.00%	0	0.00%	10	6.71%
Theodore C. Smith		9	6.04%	0	0.00%	0	0.00%	9	6.04%
Cast Votes:		149	100.00%	0	0.00%	0	0.00%	149	100.00%
Undervotes:		2		0		0		2	
Overvotes:		2		0		0		2	
Rejected write-in votes:		0		0		0		0	
Unresolved write-in votes:		2		0		0		2	

Precinct Results Report

August 2025 Primary Election

Run Time 11:17 AM
Run Date 08/19/2025

Island County, WA

Official Primary Election

8/5/2025
Page 88

Official Results

Registered Voters
18522 of 64696 = 28.63%

Precincts Reporting
90 of 90 = 100.00%

357103 of 799 registered voters = 12.89%

Whidbey Island Public Hospital District, Commissioner, Position 5

Choice	Party	Absentee Voting		Early Voting		Election Day Voting		Total	
Kirk Gasper		48	46.60%	0	0.00%	0	0.00%	48	46.60%
Dennis Rochier		32	31.07%	0	0.00%	0	0.00%	32	31.07%
Theodore C. Smith		13	12.62%	0	0.00%	0	0.00%	13	12.62%
Morgan Cooper		10	9.71%	0	0.00%	0	0.00%	10	9.71%
Cast Votes:		103	100.00%	0	0.00%	0	0.00%	103	100.00%
Undervotes:		0		0		0		0	
Overvotes:		0		0		0		0	
Rejected write-in votes:		0		0		0		0	
Unresolved write-in votes:		0		0		0		0	

Precinct Results Report

August 2025 Primary Election

Run Time 11:17 AM
Run Date 08/19/2025

Island County, WA

Official Primary Election

8/5/2025
Page 89

Official Results

Registered Voters
18522 of 64696 = 28.63%

Precincts Reporting
90 of 90 = 100.00%

358176 of 1,005 registered voters = 17.51%

Whidbey Island Public Hospital District, Commissioner, Position 5

Choice	Party	Absentee Voting		Early Voting		Election Day Voting		Total	
Kirk Gasper		77	44.77%	0	0.00%	0	0.00%	77	44.77%
Dennis Rochier		54	31.40%	0	0.00%	0	0.00%	54	31.40%
Theodore C. Smith		26	15.12%	0	0.00%	0	0.00%	26	15.12%
Morgan Cooper		15	8.72%	0	0.00%	0	0.00%	15	8.72%
Cast Votes:		172	100.00%	0	0.00%	0	0.00%	172	100.00%
Undervotes:		2		0		0		2	
Overvotes:		0		0		0		0	
Rejected write-in votes:		0		0		0		0	
Unresolved write-in votes:		2		0		0		2	

Precinct Results Report

August 2025 Primary Election

Run Time 11:17 AM
Run Date 08/19/2025

Island County, WA

Official Primary Election

8/5/2025
Page 90

Official Results

Registered Voters
18522 of 64696 = 28.63%

Precincts Reporting
90 of 90 = 100.00%

359138 of 934 registered voters = 14.78%

Whidbey Island Public Hospital District, Commissioner, Position 5

Choice	Party	Absentee Voting		Early Voting		Election Day Voting		Total	
Kirk Gasper		77	56.20%	0	0.00%	0	0.00%	77	56.20%
Dennis Rochier		37	27.01%	0	0.00%	0	0.00%	37	27.01%
Morgan Cooper		13	9.49%	0	0.00%	0	0.00%	13	9.49%
Theodore C. Smith		10	7.30%	0	0.00%	0	0.00%	10	7.30%
Cast Votes:		137	100.00%	0	0.00%	0	0.00%	137	100.00%
Undervotes:		0		0		0		0	
Overvotes:		0		0		0		0	
Rejected write-in votes:		0		0		0		0	
Unresolved write-in votes:		1		0		0		1	

*** End of report ***