

# OFFICIAL RETURNS

## SPECIAL ELECTION

*February 9, 2021*



**ISLAND COUNTY  
STATE OF WASHINGTON**



## Oath of Authenticity

STATE OF WASHINGTON )  
COUNTY OF ISLAND ) ss.

I solemnly swear that the unofficial returns and supporting documentation of the Special \_\_\_\_\_ held on February 9, 2021, in ISLAND \_\_\_\_\_ County, State of Washington, are true and correct.

  
\_\_\_\_\_  
County Auditor

Subscribed and sworn before me this 19th day of February, 2021

  
\_\_\_\_\_  
County Legislative Authority (witness)

  
\_\_\_\_\_  
County Prosecuting Attorney (witness)

## Certification of the Canvassing Board


STATE OF WASHINGTON )  
COUNTY OF ISLAND ) ss.


The undersigned officers designated by law as constituting the Canvassing Board for the County of ISLAND \_\_\_\_\_, State of Washington, hereby certify that this is a full, true, and correct copy of the Abstract of Votes including the number of registered eligible voters, cumulative results, precinct results, and report of votes cast at the Special \_\_\_\_\_ held on February 9, 2021, in ISLAND \_\_\_\_\_ County, State of Washington.


Witness our hands and official seal this 19th day of February, 2021

[Affix County Seal]



  
\_\_\_\_\_  
County Auditor

  
\_\_\_\_\_  
County Legislative Authority


  
\_\_\_\_\_  
County Prosecuting Attorney


2/19/21  
sc  
GB

**Special Election – February 9, 2021**  
**Report to the Canvassing Board at Certification**

1. The equipment used to tabulate the ballots consists of HART Verity software and Canon Scanners. This system is certified for use in Washington State by the Secretary of State. The programming for this election was done by the Elections Division. A logic and accuracy test was performed.
2. All ballots were stored and locked in a secure area, both prior to the election and afterward.
3. All absentee ballots were processed according to statute. Experienced staff verified all signatures.
4. All ballots believed eligible for counting have been counted 15,931.
5. No system problems were encountered.
6. Ballots brought to the attention of the canvassing board included ballots with no signatures, mismatched signatures, late postmarks and multiple ballots in a single envelope.
7. A random batch audit was conducted, in accordance with statute. No anomalies were discovered.
8. Ballot count reconciliations were performed throughout the process to insure that all ballots received have been accounted for.



  
\_\_\_\_\_  
Sheilah Crider, Auditor

  
\_\_\_\_\_  
Michele Reagan, Elections Supervisor

Date: February 19, 2021

2/19/21  
per  
GIS

**Cumulative Results Report**

February 2021 Special Election

Run Time 8:19 AM

Run Date 02/19/2021

**Island County, WA**

2021 February Special Election

2/9/2021

Page 1

**Official Results****Registered Voters**

15931 of 39648 = 40.18%

**Precincts Reporting**

32 of 32 = 100.00%

**Oak Harbor School District No. 201/Renewal of Educational Programs and Operations Levy**

Choice	Party	Absentee Voting		Early Voting		Election Day Voting		Total	
Yes		5,100	55.02%	0	0.00%	0	0.00%	5,100	55.02%
No		4,170	44.98%	0	0.00%	0	0.00%	4,170	44.98%
Cast Votes:		9,270	100.00%	0	0.00%	0	0.00%	9,270	100.00%
Undervotes:		3		0		0		3	
Overvotes:		0		0		0		0	
Rejected write-in votes:		0		0		0		0	
Unresolved write-in votes:		0		0		0		0	

**Island County Fire Protection District No. 1/Renewal of Emergency Medical Services Property Tax Levy**

Choice	Party	Absentee Voting		Early Voting		Election Day Voting		Total	
Yes		4,753	71.43%	0	0.00%	0	0.00%	4,753	71.43%
No		1,901	28.57%	0	0.00%	0	0.00%	1,901	28.57%
Cast Votes:		6,654	100.00%	0	0.00%	0	0.00%	6,654	100.00%
Undervotes:		4		0		0		4	
Overvotes:		0		0		0		0	
Rejected write-in votes:		0		0		0		0	
Unresolved write-in votes:		0		0		0		0	

\*\*\* End of report \*\*\*

# Island County Auditor

## Reconciliation Form

### General information

County name Island  
Election date 2/9/2021

### Registered voters eligible to participate

Active registered voters 39,648  
Inactive registered voters 2,343

### Category Reconciliation (detailed accounting of ballots)

	Issued (number of voters issued ballots)	Credited voters in VoteWA (envelopes containing ballots)	Ballots Accepted (Counted / Tabulated)	Ballots not counted		Discrepancy (If zero, category balances)
				Ballots forwarded to other counties	Ballots Rejected	
UOCAVA	4,682	521	510	N/A	11	0
Federal write-in	N/A	0	0	N/A	0	0
Provisional	0	0	0	0	0	0
DREs	0	0	0	N/A	0	0
All voters not reported in above categories	35,274	15,626	15,421	2	203	0
Total for all voter categories	39,956	16,147	15,931	2	214	0

### Summary

#### Reconciliation

##### Overall Ballot Reconciliation

Ballots Received	16,147
Ballots Accepted	15,931
Ballots Not Counted	216
Discrepancy	0

##### Voters credited to ballots counted

Credited voters in VoteWA	15,928
Credited envelopes without ballots	0
Voters not credited in VoteWA (examples: FWAB or ACP)	3
Total valid ballots	15,931
Discrepancy	0

#### Additional Information

##### Replacement Ballots

Requested	283
Issued	283
Returned	93
Counted	89
Rejected	4

##### Return method

Email	20
Fax	0
Deposited at staffed, unstaffed deposit sites and voting centers	6,778
Non-UOCAVA returned by Fax or Email	0

##### Generation method

VoteWA	115
Other online programs	0
PDF originating from county	0
Non-UOCAVA ballots issued electronically	120

##### AVU

Estimated number of paper ballots printed by AVU	1
--	---

#### Category discrepancy explanation

#### VoteWA discrepancy explanation

Report prepared by: Michele Reagan, Elections Supervisor  
Contact number: 390-240-5535

Date: February 19, 2021

# Canvass Results Report

February 2021 Special Election

Run Time 8:21 AM

Run Date 02/19/2021

## Island County, WA

2021 February Special Election

2/9/2021

Page 1

## Official Results

### Registered Voters

15931 of 39648 = 40.18%

### Precincts Reporting

32 of 32 = 100.00%

## Oak Harbor School District No. 201/Renewal of Educational Programs and Operations Levy

Precinct	Yes	No	Cast Votes	Undervotes	Overvotes	Rejected write-in votes	Unresolved write-in votes	Absentee Voting Ballots Cast	Early Voting Ballots Cast	Election Day Voting Ballots Cast	Total Ballots Cast	Registered Voters	Turnout Percentage
150	208	177	385	0	0	0	0	385	0	0	385	836	46.05%
201	418	253	671	0	0	0	0	671	0	0	671	1,558	43.07%
202	254	199	453	0	0	0	0	453	0	0	453	1,259	35.98%
203	382	188	570	0	0	0	0	570	0	0	570	1,454	39.20%
204	346	213	559	0	0	0	0	559	0	0	559	1,758	31.80%
205	340	203	543	1	0	0	0	544	0	0	544	1,273	42.73%
206	233	175	408	0	0	0	0	408	0	0	408	1,542	26.46%
207	353	182	535	0	0	0	0	535	0	0	535	1,625	32.92%
208	221	199	420	0	0	0	0	420	0	0	420	1,320	31.82%
209	100	16	116	0	0	0	0	116	0	0	116	1,383	8.39%
251	174	161	335	0	0	0	0	335	0	0	335	640	52.34%
252	241	267	508	0	0	0	0	508	0	0	508	1,094	46.44%
253	242	225	467	1	0	0	0	468	0	0	468	808	57.92%
254	226	165	391	0	0	0	0	391	0	0	391	897	43.59%
255	66	66	132	0	0	0	0	132	0	0	132	322	40.99%
256	44	52	96	0	0	0	0	96	0	0	96	238	40.34%
351	287	364	651	0	0	0	0	651	0	0	651	1,479	44.02%
352	278	320	598	0	0	0	0	598	0	0	598	1,552	38.53%
353	210	214	424	0	0	0	0	424	0	0	424	1,493	28.40%
354	322	333	655	1	0	0	0	656	0	0	656	1,675	39.16%

**Canvass Results Report**

February 2021 Special Election

Run Time 8:21 AM

Run Date 02/19/2021

**Island County, WA**

2021 February Special Election

2/9/2021

Page 2

**Official Results****Registered Voters**

15931 of 39648 = 40.18%

**Precincts Reporting**

32 of 32 = 100.00%

**Oak Harbor School District No. 201/Renewal of Educational Programs and Operations Levy**

Precinct	Yes	No	Cast Votes	Undervotes	Overvotes	Rejected write-in votes	Unresolved write-in votes	Absentee Voting Ballots Cast	Early Voting Ballots Cast	Election Day Voting Ballots Cast	Total Ballots Cast	Registered Voters	Turnout Percentage
355	155	198	353	0	0	0	0	353	0	0	353	759	46.51%
<b>Totals</b>	<b>5,100</b>	<b>4,170</b>	<b>9,270</b>	<b>3</b>	<b>0</b>	<b>0</b>	<b>0</b>	<b>9,273</b>	<b>0</b>	<b>0</b>	<b>9,273</b>	<b>24,965</b>	<b>37.14%</b>

# Canvass Results Report

February 2021 Special Election

Run Time 8:21 AM

Run Date 02/19/2021

## Island County, WA

2021 February Special Election

2/9/2021

Page 3

## Official Results

### Registered Voters

15931 of 39648 = 40.18%

### Precincts Reporting

32 of 32 = 100.00%

## Island County Fire Protection District No. 1/Renewal of Emergency Medical Services Property Tax Levy

Precinct	Yes	No	Cast Votes	Undervotes	Overvotes	Rejected write-in votes	Unresolved write-in votes	Absentee Voting Ballots Cast	Early Voting Ballots Cast	Election Day Voting Ballots Cast	Total Ballots Cast	Registered Voters	Turnout Percentage
301	349	144	493	0	0	0	0	493	0	0	493	1,110	44.41%
302	478	211	689	0	0	0	0	689	0	0	689	1,398	49.28%
303	478	202	680	0	0	0	0	680	0	0	680	1,463	46.48%
304	620	173	793	0	0	0	0	793	0	0	793	1,597	49.66%
305	416	189	605	0	0	0	0	605	0	0	605	1,454	41.61%
306	475	245	720	1	0	0	0	721	0	0	721	1,561	46.19%
307	440	149	589	2	0	0	0	591	0	0	591	1,343	44.01%
308	261	118	379	1	0	0	0	380	0	0	380	1,085	35.02%
309	392	181	573	0	0	0	0	573	0	0	573	1,239	46.25%
310	375	135	510	0	0	0	0	510	0	0	510	1,105	46.15%
311	469	154	623	0	0	0	0	623	0	0	623	1,328	46.91%
<b>Totals</b>	<b>4,753</b>	<b>1,901</b>	<b>6,654</b>	<b>4</b>	<b>0</b>	<b>0</b>	<b>0</b>	<b>6,658</b>	<b>0</b>	<b>0</b>	<b>6,658</b>	<b>14,683</b>	<b>45.34%</b>



## Canvass Results Report

February 2021 Special Election

Run Time 8:21 AM

Run Date 02/19/2021

## Island County, WA

2021 February Special Election

2/9/2021

Page 4

## Official Results

### Registered Voters

15931 of 39648 = 40.18%

### Precincts Reporting

32 of 32 = 100.00%

\*\*\* End of report \*\*\*

Precinct Results Report

February 2021 Special Election

Run Time 8:21 AM  
Run Date 02/19/2021

Island County, WA

2021 February Special Election

2/9/2021  
Page 1

Official Results

Registered Voters  
15931 of 39648 = 40.18%  
  
Precincts Reporting  
32 of 32 = 100.00%

301 493 of 1,110 registered voters = 44.41%

Island County Fire Protection District No. 1/Renewal of Emergency Medical Services Property Tax Levy

Choice	Party	Absentee Voting		Early Voting		Election Day Voting		Total	
Yes		349	70.79%	0	0.00%	0	0.00%	349	70.79%
No		144	29.21%	0	0.00%	0	0.00%	144	29.21%
Cast Votes:		493	100.00%	0	0.00%	0	0.00%	493	100.00%
Undervotes:		0		0		0		0	
Overvotes:		0		0		0		0	
Rejected write-in votes:		0		0		0		0	
Unresolved write-in votes:		0		0		0		0	

## Precinct Results Report

February 2021 Special Election

Run Time 8:21 AM

Run Date 02/19/2021

## Island County, WA

2021 February Special Election

2/9/2021

Page 2

## Official Results

### Registered Voters

15931 of 39648 = 40.18%

### Precincts Reporting

32 of 32 = 100.00%

302

689 of 1,398 registered voters = 49.28%

### Island County Fire Protection District No. 1/Renewal of Emergency Medical Services Property Tax Levy

Choice	Party	Absentee Voting		Early Voting		Election Day Voting		Total	
Yes		478	69.38%	0	0.00%	0	0.00%	478	69.38%
No		211	30.62%	0	0.00%	0	0.00%	211	30.62%
Cast Votes:		689	100.00%	0	0.00%	0	0.00%	689	100.00%
Undervotes:		0		0		0		0	
Overvotes:		0		0		0		0	
Rejected write-in votes:		0		0		0		0	
Unresolved write-in votes:		0		0		0		0	

## Precinct Results Report

February 2021 Special Election

Run Time 8:21 AM

Run Date 02/19/2021

## Island County, WA

2021 February Special Election

2/9/2021

Page 3

## Official Results

### Registered Voters

15931 of 39648 = 40.18%

### Precincts Reporting

32 of 32 = 100.00%

303

680 of 1,463 registered voters = 46.48%

### Island County Fire Protection District No. 1/Renewal of Emergency Medical Services Property Tax Levy

Choice	Party	Absentee Voting		Early Voting		Election Day Voting		Total	
Yes		478	70.29%	0	0.00%	0	0.00%	478	70.29%
No		202	29.71%	0	0.00%	0	0.00%	202	29.71%
Cast Votes:		680	100.00%	0	0.00%	0	0.00%	680	100.00%
Undervotes:		0		0		0		0	
Overvotes:		0		0		0		0	
Rejected write-in votes:		0		0		0		0	
Unresolved write-in votes:		0		0		0		0	

## Precinct Results Report

February 2021 Special Election

Run Time 8:21 AM

Run Date 02/19/2021

## Island County, WA

2021 February Special Election

2/9/2021

Page 4

## Official Results

### Registered Voters

15931 of 39648 = 40.18%

### Precincts Reporting

32 of 32 = 100.00%

304

793 of 1,597 registered voters = 49.66%

### Island County Fire Protection District No. 1/Renewal of Emergency Medical Services Property Tax Levy

Choice	Party	Absentee Voting		Early Voting		Election Day Voting		Total	
Yes		620	78.18%	0	0.00%	0	0.00%	620	78.18%
No		173	21.82%	0	0.00%	0	0.00%	173	21.82%
Cast Votes:		793	100.00%	0	0.00%	0	0.00%	793	100.00%
Undervotes:		0		0		0		0	
Overvotes:		0		0		0		0	
Rejected write-in votes:		0		0		0		0	
Unresolved write-in votes:		0		0		0		0	

Precinct Results Report

February 2021 Special Election

Run Time 8:21 AM  
Run Date 02/19/2021

Island County, WA

2021 February Special Election

2/9/2021  
Page 5

Official Results

Registered Voters  
15931 of 39648 = 40.18%  
  
Precincts Reporting  
32 of 32 = 100.00%

305 605 of 1,454 registered voters = 41.61%

Island County Fire Protection District No. 1/Renewal of Emergency Medical Services Property Tax Levy

Choice	Party	Absentee Voting		Early Voting		Election Day Voting		Total	
Yes		416	68.76%	0	0.00%	0	0.00%	416	68.76%
No		189	31.24%	0	0.00%	0	0.00%	189	31.24%
Cast Votes:		605	100.00%	0	0.00%	0	0.00%	605	100.00%
Undervotes:		0		0		0		0	
Overvotes:		0		0		0		0	
Rejected write-in votes:		0		0		0		0	
Unresolved write-in votes:		0		0		0		0	

**Precinct Results Report**

February 2021 Special Election

Run Time 8:21 AM

Run Date 02/19/2021

**Island County, WA**

2021 February Special Election

2/9/2021

Page 6

**Official Results****Registered Voters**

15931 of 39648 = 40.18%

**Precincts Reporting**

32 of 32 = 100.00%

**306**

721 of 1,561 registered voters = 46.19%

**Island County Fire Protection District No. 1/Renewal of Emergency Medical Services Property Tax Levy**

Choice	Party	Absentee Voting		Early Voting		Election Day Voting		Total	
Yes		475	65.97%	0	0.00%	0	0.00%	475	65.97%
No		245	34.03%	0	0.00%	0	0.00%	245	34.03%
Cast Votes:		720	100.00%	0	0.00%	0	0.00%	720	100.00%
Undervotes:		1		0		0		1	
Overvotes:		0		0		0		0	
Rejected write-in votes:		0		0		0		0	
Unresolved write-in votes:		0		0		0		0	

## Precinct Results Report

February 2021 Special Election

Run Time 8:21 AM

Run Date 02/19/2021

## Island County, WA

2021 February Special Election

2/9/2021

Page 7

## Official Results

### Registered Voters

15931 of 39648 = 40.18%

### Precincts Reporting

32 of 32 = 100.00%

307

591 of 1,343 registered voters = 44.01%

### Island County Fire Protection District No. 1/Renewal of Emergency Medical Services Property Tax Levy

Choice	Party	Absentee Voting		Early Voting		Election Day Voting		Total	
Yes		440	74.70%	0	0.00%	0	0.00%	440	74.70%
No		149	25.30%	0	0.00%	0	0.00%	149	25.30%
Cast Votes:		589	100.00%	0	0.00%	0	0.00%	589	100.00%
Undervotes:		2		0		0		2	
Overvotes:		0		0		0		0	
Rejected write-in votes:		0		0		0		0	
Unresolved write-in votes:		0		0		0		0	



**Precinct Results Report**

February 2021 Special Election

Run Time 8:21 AM

Run Date 02/19/2021

**Island County, WA**

2021 February Special Election

2/9/2021

Page 8

**Official Results****Registered Voters**

15931 of 39648 = 40.18%

**Precincts Reporting**

32 of 32 = 100.00%

**308**

380 of 1,085 registered voters = 35.02%

**Island County Fire Protection District No. 1/Renewal of Emergency Medical Services Property Tax Levy**

Choice	Party	Absentee Voting		Early Voting		Election Day Voting		Total	
Yes		261	68.87%	0	0.00%	0	0.00%	261	68.87%
No		118	31.13%	0	0.00%	0	0.00%	118	31.13%
Cast Votes:		379	100.00%	0	0.00%	0	0.00%	379	100.00%
Undervotes:		1		0		0		1	
Overvotes:		0		0		0		0	
Rejected write-in votes:		0		0		0		0	
Unresolved write-in votes:		0		0		0		0	

Precinct Results Report

February 2021 Special Election

Run Time 8:21 AM  
Run Date 02/19/2021

Island County, WA

2021 February Special Election

2/9/2021  
Page 9

Official Results

Registered Voters  
15931 of 39648 = 40.18%  
  
Precincts Reporting  
32 of 32 = 100.00%

309 573 of 1,239 registered voters = 46.25%

Island County Fire Protection District No. 1/Renewal of Emergency Medical Services Property Tax Levy

Choice	Party	Absentee Voting		Early Voting		Election Day Voting		Total	
Yes		392	68.41%	0	0.00%	0	0.00%	392	68.41%
No		181	31.59%	0	0.00%	0	0.00%	181	31.59%
Cast Votes:		573	100.00%	0	0.00%	0	0.00%	573	100.00%
Undervotes:		0		0		0		0	
Overvotes:		0		0		0		0	
Rejected write-in votes:		0		0		0		0	
Unresolved write-in votes:		0		0		0		0	

## Precinct Results Report

February 2021 Special Election

Run Time 8:21 AM

Run Date 02/19/2021

## Island County, WA

2021 February Special Election

2/9/2021

Page 10

## Official Results

### Registered Voters

15931 of 39648 = 40.18%

### Precincts Reporting

32 of 32 = 100.00%

310

510 of 1,105 registered voters = 46.15%

### Island County Fire Protection District No. 1/Renewal of Emergency Medical Services Property Tax Levy

Choice	Party	Absentee Voting		Early Voting		Election Day Voting		Total	
Yes		375	73.53%	0	0.00%	0	0.00%	375	73.53%
No		135	26.47%	0	0.00%	0	0.00%	135	26.47%
Cast Votes:		510	100.00%	0	0.00%	0	0.00%	510	100.00%
Undervotes:		0		0		0		0	
Overvotes:		0		0		0		0	
Rejected write-in votes:		0		0		0		0	
Unresolved write-in votes:		0		0		0		0	

## Precinct Results Report

February 2021 Special Election

Run Time 8:21 AM

Run Date 02/19/2021

## Island County, WA

2021 February Special Election

2/9/2021

Page 11

## Official Results

### Registered Voters

15931 of 39648 = 40.18%

### Precincts Reporting

32 of 32 = 100.00%

311

623 of 1,328 registered voters = 46.91%

### Island County Fire Protection District No. 1/Renewal of Emergency Medical Services Property Tax Levy

Choice	Party	Absentee Voting		Early Voting		Election Day Voting		Total	
Yes		469	75.28%	0	0.00%	0	0.00%	469	75.28%
No		154	24.72%	0	0.00%	0	0.00%	154	24.72%
Cast Votes:		623	100.00%	0	0.00%	0	0.00%	623	100.00%
Undervotes:		0		0		0		0	
Overvotes:		0		0		0		0	
Rejected write-in votes:		0		0		0		0	
Unresolved write-in votes:		0		0		0		0	

## Precinct Results Report

February 2021 Special Election

Run Time 8:21 AM

Run Date 02/19/2021

## Island County, WA

2021 February Special Election

2/9/2021

Page 12

## Official Results

### Registered Voters

15931 of 39648 = 40.18%

### Precincts Reporting

32 of 32 = 100.00%

150

385 of 836 registered voters = 46.05%

### Oak Harbor School District No. 201/Renewal of Educational Programs and Operations Levy

Choice	Party	Absentee Voting		Early Voting		Election Day Voting		Total	
Yes		208	54.03%	0	0.00%	0	0.00%	208	54.03%
No		177	45.97%	0	0.00%	0	0.00%	177	45.97%
Cast Votes:		385	100.00%	0	0.00%	0	0.00%	385	100.00%
Undervotes:		0		0		0		0	
Overvotes:		0		0		0		0	
Rejected write-in votes:		0		0		0		0	
Unresolved write-in votes:		0		0		0		0	

Precinct Results Report

February 2021 Special Election

Run Time 8:21 AM  
Run Date 02/19/2021

Island County, WA

2021 February Special Election

2/9/2021  
Page 13

Official Results

Registered Voters  
15931 of 39648 = 40.18%  
  
Precincts Reporting  
32 of 32 = 100.00%

201 671 of 1,558 registered voters = 43.07%

Oak Harbor School District No. 201/Renewal of Educational Programs and Operations Levy

Choice	Party	Absentee Voting		Early Voting		Election Day Voting		Total	
Yes		418	62.30%	0	0.00%	0	0.00%	418	62.30%
No		253	37.70%	0	0.00%	0	0.00%	253	37.70%
Cast Votes:		671	100.00%	0	0.00%	0	0.00%	671	100.00%
Undervotes:		0		0		0		0	
Overvotes:		0		0		0		0	
Rejected write-in votes:		0		0		0		0	
Unresolved write-in votes:		0		0		0		0	

Precinct Results Report

February 2021 Special Election

Run Time 8:21 AM  
Run Date 02/19/2021

Island County, WA

2021 February Special Election

2/9/2021  
Page 14

Official Results

Registered Voters  
15931 of 39648 = 40.18%  
  
Precincts Reporting  
32 of 32 = 100.00%

202 453 of 1,259 registered voters = 35.98%

Oak Harbor School District No. 201/Renewal of Educational Programs and Operations Levy

Choice	Party	Absentee Voting		Early Voting		Election Day Voting		Total	
Yes		254	56.07%	0	0.00%	0	0.00%	254	56.07%
No		199	43.93%	0	0.00%	0	0.00%	199	43.93%
Cast Votes:		453	100.00%	0	0.00%	0	0.00%	453	100.00%
Undervotes:		0		0		0		0	
Overvotes:		0		0		0		0	
Rejected write-in votes:		0		0		0		0	
Unresolved write-in votes:		0		0		0		0	

Precinct Results Report

February 2021 Special Election

Run Time 8:21 AM  
Run Date 02/19/2021

Island County, WA

2021 February Special Election

2/9/2021  
Page 15

Official Results

Registered Voters  
15931 of 39648 = 40.18%  
  
Precincts Reporting  
32 of 32 = 100.00%

203 570 of 1,454 registered voters = 39.20%

Oak Harbor School District No. 201/Renewal of Educational Programs and Operations Levy

Choice	Party	Absentee Voting		Early Voting		Election Day Voting		Total	
Yes		382	67.02%	0	0.00%	0	0.00%	382	67.02%
No		188	32.98%	0	0.00%	0	0.00%	188	32.98%
Cast Votes:		570	100.00%	0	0.00%	0	0.00%	570	100.00%
Undervotes:		0		0		0		0	
Overvotes:		0		0		0		0	
Rejected write-in votes:		0		0		0		0	
Unresolved write-in votes:		0		0		0		0	



Precinct Results Report

February 2021 Special Election

Run Time 8:21 AM  
Run Date 02/19/2021

Island County, WA

2021 February Special Election

2/9/2021  
Page 16

Official Results

Registered Voters  
15931 of 39648 = 40.18%  
  
Precincts Reporting  
32 of 32 = 100.00%

204 559 of 1,758 registered voters = 31.80%

Oak Harbor School District No. 201/Renewal of Educational Programs and Operations Levy

Choice	Party	Absentee Voting		Early Voting		Election Day Voting		Total	
Yes		346	61.90%	0	0.00%	0	0.00%	346	61.90%
No		213	38.10%	0	0.00%	0	0.00%	213	38.10%
Cast Votes:		559	100.00%	0	0.00%	0	0.00%	559	100.00%
Undervotes:		0		0		0		0	
Overvotes:		0		0		0		0	
Rejected write-in votes:		0		0		0		0	
Unresolved write-in votes:		0		0		0		0	

## Precinct Results Report

February 2021 Special Election

Run Time 8:21 AM

Run Date 02/19/2021

## Island County, WA

2021 February Special Election

2/9/2021

Page 17

## Official Results

### Registered Voters

15931 of 39648 = 40.18%

### Precincts Reporting

32 of 32 = 100.00%

205

544 of 1,273 registered voters = 42.73%

### Oak Harbor School District No. 201/Renewal of Educational Programs and Operations Levy

Choice	Party	Absentee Voting		Early Voting		Election Day Voting		Total	
Yes		340	62.62%	0	0.00%	0	0.00%	340	62.62%
No		203	37.38%	0	0.00%	0	0.00%	203	37.38%
Cast Votes:		543	100.00%	0	0.00%	0	0.00%	543	100.00%
Undervotes:		1		0		0		1	
Overvotes:		0		0		0		0	
Rejected write-in votes:		0		0		0		0	
Unresolved write-in votes:		0		0		0		0	

Precinct Results Report

February 2021 Special Election

Run Time 8:21 AM  
Run Date 02/19/2021

Island County, WA

2021 February Special Election

2/9/2021  
Page 18

Official Results

Registered Voters  
15931 of 39648 = 40.18%  
  
Precincts Reporting  
32 of 32 = 100.00%

206 408 of 1,542 registered voters = 26.46%

Oak Harbor School District No. 201/Renewal of Educational Programs and Operations Levy

Choice	Party	Absentee Voting		Early Voting		Election Day Voting		Total	
Yes		233	57.11%	0	0.00%	0	0.00%	233	57.11%
No		175	42.89%	0	0.00%	0	0.00%	175	42.89%
Cast Votes:		408	100.00%	0	0.00%	0	0.00%	408	100.00%
Undervotes:		0		0		0		0	
Overvotes:		0		0		0		0	
Rejected write-in votes:		0		0		0		0	
Unresolved write-in votes:		0		0		0		0	

Precinct Results Report

February 2021 Special Election

Run Time 8:21 AM  
Run Date 02/19/2021

Island County, WA

2021 February Special Election

2/9/2021  
Page 19

Official Results

Registered Voters  
15931 of 39648 = 40.18%  
  
Precincts Reporting  
32 of 32 = 100.00%

207 535 of 1,625 registered voters = 32.92%

Oak Harbor School District No. 201/Renewal of Educational Programs and Operations Levy

Choice	Party	Absentee Voting		Early Voting		Election Day Voting		Total	
Yes		353	65.98%	0	0.00%	0	0.00%	353	65.98%
No		182	34.02%	0	0.00%	0	0.00%	182	34.02%
Cast Votes:		535	100.00%	0	0.00%	0	0.00%	535	100.00%
Undervotes:		0		0		0		0	
Overvotes:		0		0		0		0	
Rejected write-in votes:		0		0		0		0	
Unresolved write-in votes:		0		0		0		0	

Precinct Results Report

February 2021 Special Election

Run Time 8:21 AM  
Run Date 02/19/2021

Island County, WA

2021 February Special Election

2/9/2021  
Page 20

Official Results

Registered Voters  
15931 of 39648 = 40.18%  
  
Precincts Reporting  
32 of 32 = 100.00%

208 420 of 1,320 registered voters = 31.82%

Oak Harbor School District No. 201/Renewal of Educational Programs and Operations Levy

Choice	Party	Absentee Voting		Early Voting		Election Day Voting		Total	
Yes		221	52.62%	0	0.00%	0	0.00%	221	52.62%
No		199	47.38%	0	0.00%	0	0.00%	199	47.38%
Cast Votes:		420	100.00%	0	0.00%	0	0.00%	420	100.00%
Undervotes:		0		0		0		0	
Overvotes:		0		0		0		0	
Rejected write-in votes:		0		0		0		0	
Unresolved write-in votes:		0		0		0		0	

Precinct Results Report

February 2021 Special Election

Run Time 8:21 AM  
Run Date 02/19/2021

Island County, WA

2021 February Special Election

2/9/2021  
Page 21

Official Results

Registered Voters  
15931 of 39648 = 40.18%  
  
Precincts Reporting  
32 of 32 = 100.00%

209 116 of 1,383 registered voters = 8.39%

Oak Harbor School District No. 201/Renewal of Educational Programs and Operations Levy

Choice	Party	Absentee Voting		Early Voting		Election Day Voting		Total	
Yes		100	86.21%	0	0.00%	0	0.00%	100	86.21%
No		16	13.79%	0	0.00%	0	0.00%	16	13.79%
Cast Votes:		116	100.00%	0	0.00%	0	0.00%	116	100.00%
Undervotes:		0		0		0		0	
Overvotes:		0		0		0		0	
Rejected write-in votes:		0		0		0		0	
Unresolved write-in votes:		0		0		0		0	

## Precinct Results Report

February 2021 Special Election

Run Time 8:21 AM

Run Date 02/19/2021

## Island County, WA

2021 February Special Election

2/9/2021

Page 22

## Official Results

### Registered Voters

15931 of 39648 = 40.18%

### Precincts Reporting

32 of 32 = 100.00%

251

335 of 640 registered voters = 52.34%

### Oak Harbor School District No. 201/Renewal of Educational Programs and Operations Levy

Choice	Party	Absentee Voting		Early Voting		Election Day Voting		Total	
Yes		174	51.94%	0	0.00%	0	0.00%	174	51.94%
No		161	48.06%	0	0.00%	0	0.00%	161	48.06%
Cast Votes:		335	100.00%	0	0.00%	0	0.00%	335	100.00%
Undervotes:		0		0		0		0	
Overvotes:		0		0		0		0	
Rejected write-in votes:		0		0		0		0	
Unresolved write-in votes:		0		0		0		0	

Precinct Results Report

February 2021 Special Election

Run Time 8:21 AM  
Run Date 02/19/2021

Island County, WA

2021 February Special Election

2/9/2021  
Page 23

Official Results

Registered Voters  
15931 of 39648 = 40.18%  
  
Precincts Reporting  
32 of 32 = 100.00%

252 508 of 1,094 registered voters = 46.44%

Oak Harbor School District No. 201/Renewal of Educational Programs and Operations Levy

Choice	Party	Absentee Voting		Early Voting		Election Day Voting		Total	
Yes		241	47.44%	0	0.00%	0	0.00%	241	47.44%
No		267	52.56%	0	0.00%	0	0.00%	267	52.56%
Cast Votes:		508	100.00%	0	0.00%	0	0.00%	508	100.00%
Undervotes:		0		0		0		0	
Overvotes:		0		0		0		0	
Rejected write-in votes:		0		0		0		0	
Unresolved write-in votes:		0		0		0		0	



Precinct Results Report

February 2021 Special Election

Run Time 8:21 AM  
Run Date 02/19/2021

Island County, WA

2021 February Special Election

2/9/2021  
Page 24

Official Results

Registered Voters  
15931 of 39648 = 40.18%  
  
Precincts Reporting  
32 of 32 = 100.00%

253 468 of 808 registered voters = 57.92%

Oak Harbor School District No. 201/Renewal of Educational Programs and Operations Levy

Choice	Party	Absentee Voting		Early Voting		Election Day Voting		Total	
Yes		242	51.82%	0	0.00%	0	0.00%	242	51.82%
No		225	48.18%	0	0.00%	0	0.00%	225	48.18%
Cast Votes:		467	100.00%	0	0.00%	0	0.00%	467	100.00%
Undervotes:		1		0		0		1	
Overvotes:		0		0		0		0	
Rejected write-in votes:		0		0		0		0	
Unresolved write-in votes:		0		0		0		0	

Precinct Results Report

February 2021 Special Election

Run Time 8:21 AM  
Run Date 02/19/2021

Island County, WA

2021 February Special Election

2/9/2021  
Page 25

Official Results

Registered Voters  
15931 of 39648 = 40.18%  
  
Precincts Reporting  
32 of 32 = 100.00%

254 391 of 897 registered voters = 43.59%

Oak Harbor School District No. 201/Renewal of Educational Programs and Operations Levy

Choice	Party	Absentee Voting		Early Voting		Election Day Voting		Total	
Yes		226	57.80%	0	0.00%	0	0.00%	226	57.80%
No		165	42.20%	0	0.00%	0	0.00%	165	42.20%
Cast Votes:		391	100.00%	0	0.00%	0	0.00%	391	100.00%
Undervotes:		0		0		0		0	
Overvotes:		0		0		0		0	
Rejected write-in votes:		0		0		0		0	
Unresolved write-in votes:		0		0		0		0	

Precinct Results Report

February 2021 Special Election

Run Time 8:21 AM  
Run Date 02/19/2021

Island County, WA

2021 February Special Election

2/9/2021  
Page 26

Official Results

Registered Voters  
15931 of 39648 = 40.18%  
  
Precincts Reporting  
32 of 32 = 100.00%

255 132 of 322 registered voters = 40.99%

Oak Harbor School District No. 201/Renewal of Educational Programs and Operations Levy

Choice	Party	Absentee Voting		Early Voting		Election Day Voting		Total	
Yes		66	50.00%	0	0.00%	0	0.00%	66	50.00%
No		66	50.00%	0	0.00%	0	0.00%	66	50.00%
Cast Votes:		132	100.00%	0	0.00%	0	0.00%	132	100.00%
Undervotes:		0		0		0		0	
Overvotes:		0		0		0		0	
Rejected write-in votes:		0		0		0		0	
Unresolved write-in votes:		0		0		0		0	

## Precinct Results Report

February 2021 Special Election

Run Time 8:21 AM

Run Date 02/19/2021

## Island County, WA

2021 February Special Election

2/9/2021

Page 27

## Official Results

### Registered Voters

15931 of 39648 = 40.18%

### Precincts Reporting

32 of 32 = 100.00%

256

96 of 238 registered voters = 40.34%

### Oak Harbor School District No. 201/Renewal of Educational Programs and Operations Levy

Choice	Party	Absentee Voting		Early Voting		Election Day Voting		Total	
Yes		44	45.83%	0	0.00%	0	0.00%	44	45.83%
No		52	54.17%	0	0.00%	0	0.00%	52	54.17%
Cast Votes:		96	100.00%	0	0.00%	0	0.00%	96	100.00%
Undervotes:		0		0		0		0	
Overvotes:		0		0		0		0	
Rejected write-in votes:		0		0		0		0	
Unresolved write-in votes:		0		0		0		0	

Precinct Results Report

February 2021 Special Election

Run Time 8:21 AM  
Run Date 02/19/2021

Island County, WA

2021 February Special Election

2/9/2021  
Page 28

Official Results

Registered Voters  
15931 of 39648 = 40.18%  
  
Precincts Reporting  
32 of 32 = 100.00%

351 651 of 1,479 registered voters = 44.02%

Oak Harbor School District No. 201/Renewal of Educational Programs and Operations Levy

Choice	Party	Absentee Voting		Early Voting		Election Day Voting		Total	
Yes		287	44.09%	0	0.00%	0	0.00%	287	44.09%
No		364	55.91%	0	0.00%	0	0.00%	364	55.91%
Cast Votes:		651	100.00%	0	0.00%	0	0.00%	651	100.00%
Undervotes:		0		0		0		0	
Overvotes:		0		0		0		0	
Rejected write-in votes:		0		0		0		0	
Unresolved write-in votes:		0		0		0		0	

Precinct Results Report

February 2021 Special Election

Run Time 8:21 AM  
Run Date 02/19/2021

Island County, WA

2021 February Special Election

2/9/2021  
Page 29

Official Results

Registered Voters  
15931 of 39648 = 40.18%  
  
Precincts Reporting  
32 of 32 = 100.00%

352 598 of 1,552 registered voters = 38.53%

Oak Harbor School District No. 201/Renewal of Educational Programs and Operations Levy

Choice	Party	Absentee Voting		Early Voting		Election Day Voting		Total	
Yes		278	46.49%	0	0.00%	0	0.00%	278	46.49%
No		320	53.51%	0	0.00%	0	0.00%	320	53.51%
Cast Votes:		598	100.00%	0	0.00%	0	0.00%	598	100.00%
Undervotes:		0		0		0		0	
Overvotes:		0		0		0		0	
Rejected write-in votes:		0		0		0		0	
Unresolved write-in votes:		0		0		0		0	

Precinct Results Report

February 2021 Special Election

Run Time 8:21 AM  
Run Date 02/19/2021

Island County, WA

2021 February Special Election

2/9/2021  
Page 30

Official Results

Registered Voters  
15931 of 39648 = 40.18%  
  
Precincts Reporting  
32 of 32 = 100.00%

353 424 of 1,493 registered voters = 28.40%

Oak Harbor School District No. 201/Renewal of Educational Programs and Operations Levy

Choice	Party	Absentee Voting		Early Voting		Election Day Voting		Total	
Yes		210	49.53%	0	0.00%	0	0.00%	210	49.53%
No		214	50.47%	0	0.00%	0	0.00%	214	50.47%
Cast Votes:		424	100.00%	0	0.00%	0	0.00%	424	100.00%
Undervotes:		0		0		0		0	
Overvotes:		0		0		0		0	
Rejected write-in votes:		0		0		0		0	
Unresolved write-in votes:		0		0		0		0	

Precinct Results Report

February 2021 Special Election

Run Time 8:21 AM  
Run Date 02/19/2021

Island County, WA

2021 February Special Election

2/9/2021  
Page 31

Official Results

Registered Voters  
15931 of 39648 = 40.18%  
  
Precincts Reporting  
32 of 32 = 100.00%

354 656 of 1,675 registered voters = 39.16%

Oak Harbor School District No. 201/Renewal of Educational Programs and Operations Levy

Choice	Party	Absentee Voting		Early Voting		Election Day Voting		Total	
Yes		322	49.16%	0	0.00%	0	0.00%	322	49.16%
No		333	50.84%	0	0.00%	0	0.00%	333	50.84%
Cast Votes:		655	100.00%	0	0.00%	0	0.00%	655	100.00%
Undervotes:		1		0		0		1	
Overvotes:		0		0		0		0	
Rejected write-in votes:		0		0		0		0	
Unresolved write-in votes:		0		0		0		0	



**Precinct Results Report**

February 2021 Special Election

Run Time 8:21 AM

Run Date 02/19/2021

**Island County, WA**

2021 February Special Election

2/9/2021

Page 32

**Official Results****Registered Voters**

15931 of 39648 = 40.18%

**Precincts Reporting**

32 of 32 = 100.00%

**355**

353 of 759 registered voters = 46.51%

**Oak Harbor School District No. 201/Renewal of Educational Programs and Operations Levy**

Choice	Party	Absentee Voting		Early Voting		Election Day Voting		Total	
Yes		155	43.91%	0	0.00%	0	0.00%	155	43.91%
No		198	56.09%	0	0.00%	0	0.00%	198	56.09%
Cast Votes:		353	100.00%	0	0.00%	0	0.00%	353	100.00%
Undervotes:		0		0		0		0	
Overvotes:		0		0		0		0	
Rejected write-in votes:		0		0		0		0	
Unresolved write-in votes:		0		0		0		0	

\*\*\* End of report \*\*\*