

OFFICIAL RETURNS

SPECIAL ELECTION
February 11, 2020



ISLAND COUNTY
STATE OF WASHINGTON



Special Election – February 11, 2020
Report to the Canvassing Board at Certification

1. The equipment used to tabulate the ballots consists of HART Verity software and Canon Scanners. This system is certified for use in Washington State by the Secretary of State. The programming for this election was done by the Elections Division. A logic and accuracy test was performed.
2. All ballots were stored and locked in a secure area, both prior to the election and afterward.
3. All absentee ballots were processed according to statute. Experienced staff verified all signatures.
4. All ballots believed eligible for counting have been counted 5,988.
5. No system problems were encountered.
6. Ballots brought to the attention of the canvassing board included ballots with no signatures, mismatched signatures, ballots left in drop boxes without exterior envelopes, late postmarks, submissions from cancelled voters and damaged ballots.
7. A random batch audit was conducted, in accordance with statute. No anomalies were discovered.
8. Ballot count reconciliations were performed throughout the process to insure that all ballots received have been accounted for.




Sheilah Crider, Auditor


Michele Reagan, Elections Supervisor

Date: February 21, 2020

Oath of Authenticity

STATE OF WASHINGTON)
) ss.
COUNTY OF ISLAND)

I solemnly swear that the unofficial returns and supporting documentation of the Special Election held on February 11, 2020, in Island County, State of Washington, are true and correct.



County Auditor

Subscribed and sworn before me this 21st day of February, 2020



County Legislative Authority (witness)



County Prosecuting Attorney (witness)


Certification of the Canvassing Board

STATE OF WASHINGTON)
) ss.
COUNTY OF ISLAND)


The undersigned officers designated by law as constituting the Canvassing Board for the County of Island, State of Washington, hereby certify that this is a full, true and correct copy of the Abstract of Votes including the cumulative results, precinct results, and reconciliation report of votes cast at the Special Election held on February 11, 2020, in Island County, State of Washington, and that the following are the true and reconciled numbers of voters and votes counted.

Witness our hands and official seal this 21st day of February, 2020.






County Auditor



County Legislative Authority



County Prosecuting Attorney

Island County Auditor

Reconciliation Form

General information

County name Island
Election date 2/11/2020

Registered voters eligible to participate

Active registered voters 13,761
Inactive registered voters 738

Category Reconciliation (detailed accounting of ballots)

	Issued (number of voters issued ballots)	Credited voters in VoteWA (envelopes containing ballots)	Ballots Accepted (Counted / Tabulated)	Ballots not counted		Discrepancy (If zero, category balances)
				Ballots forwarded to other counties	Ballots Rejected	
UOCAVA	164	20	20	N/A	0	0
Federal write-in	N/A	0	0	N/A	0	0
Provisional	0	0	0	0	0	0
DREs	0	0	0	N/A	0	0
All voters not reported in above categories	13,743	6,023	5,968	2	53	0
Total for all voter categories	13,907	6,043	5,988	2	53	0

Summary

Reconciliation

Overall Ballot Reconciliation	
Ballots Received	6,043
Ballots Accepted	5,988
Ballots Not Counted	55
Discrepancy	0

Voters credited to ballots counted

Credited voters in VoteWA	5,989
Credited envelopes without ballots	(1)
Voters not credited in VoteWA (examples: FWAB or ACP)	0
Total valid ballots	5,988
Discrepancy	0

Additional Information

Replacement Ballots

Requested	95
Issued	95
Returned	3
Counted	3
Rejected	0

Return method

Email	6
Fax	0
Deposited at staffed, unstaffed deposit sites and voting centers	1,408
Non-UOCAVA returned by Fax or Email	0

Generation method

VoteWA	87
Other online programs	0
PDF originating from county	0
Non-UOCAVA ballots issued electronically	9

AVU

Estimated number of paper ballots printed by AVU	0
--	---

Category discrepancy explanation

VoteWA discrepancy explanation

Report prepared by: Michele Reagan, Elections Supervisor

Date: February 21, 2020

Contact number: 360-240-5535

OB
PC
96

Cumulative Results Report

2020 February Special Election

Run Time 9:26 AM
Run Date 02/21/2020

Island County, WA

2020 February Special Election

2/11/2020
Page 1

Official Results

Registered Voters
5988 of 13761 = 43.51%

Precincts Reporting
11 of 11 = 100.00%

Stanwood-Camano School District 401 - Proposition No. 1

Choice	Party	Election Day Voting		Absentee Voting		Early Voting		Total	
Yes		0	0.00%	3,381	56.49%	0	0.00%	3,381	56.49%
No		0	0.00%	2,604	43.51%	0	0.00%	2,604	43.51%
Cast Votes:		0	0.00%	5,985	100.00%	0	0.00%	5,985	100.00%
Undervotes:		0		3		0		3	
Overvotes:		0		0		0		0	
Rejected write-in votes:		0		0		0		0	
Unresolved write-in votes:		0		0		0		0	

*** End of report ***

Canvass Results Report

2020 February Special Election

Run Time 9:42 AM

Run Date 02/21/2020

Island County, WA

2020 February Special Election

2/11/2020

Page 1

Official Results

Registered Voters

5988 of 13761 = 43.51%

Precincts Reporting

11 of 11 = 100.00%

Stanwood-Camano School District 401 - Proposition No. 1

Precinct	Yes	No	Cast Votes	Undervotes	Overvotes	Rejected write-in votes	Unresolved write-in votes	Election Day Voting Ballots Cast	Absentee Voting Ballots Cast	Early Voting Ballots Cast	Total Ballots Cast	Registered Voters	Turnout Percentage
0301	267	177	444	0	0	0	0	0	444	0	444	1,049	42.33%
0302	315	303	618	0	0	0	0	0	618	0	618	1,317	46.92%
0303	347	285	632	0	0	0	0	0	632	0	632	1,362	46.40%
0304	455	270	725	0	0	0	0	0	725	0	725	1,480	48.99%
0305	331	256	587	0	0	0	0	0	587	0	587	1,388	42.29%
0306	340	292	632	2	0	0	0	0	634	0	634	1,460	43.42%
0307	306	213	519	0	0	0	0	0	519	0	519	1,240	41.85%
0308	195	166	361	0	0	0	0	0	361	0	361	984	36.69%
0309	287	220	507	0	0	0	0	0	507	0	507	1,191	42.57%
0310	221	193	414	0	0	0	0	0	414	0	414	1,012	40.91%
0311	317	229	546	1	0	0	0	0	547	0	547	1,278	42.80%
Totals	3,381	2,604	5,985	3	0	0	0	0	5,988	0	5,988	13,761	43.51%

Canvass Results Report

2020 February Special Election

Run Time 9:42 AM
Run Date 02/21/2020

Island County, WA

2020 February Special Election

2/11/2020
Page 2

Official Results

Registered Voters
5988 of 13761 = 43.51%

Precincts Reporting
11 of 11 = 100.00%

*** End of report ***

Precinct Results Report

2020 February Special Election

Run Time 9:42 AM
Run Date 02/21/2020

Island County, WA

2020 February Special Election

2/11/2020
Page 1

Official Results

Registered Voters
5988 of 13761 = 43.51%

Precincts Reporting
11 of 11 = 100.00%

0301 444 of 1,049 registered voters = 42.33%

Stanwood-Camano School District 401 - Proposition No. 1

Choice	Party	Election Day Voting		Absentee Voting		Early Voting		Total	
Yes		0	0.00%	267	60.14%	0	0.00%	267	60.14%
No		0	0.00%	177	39.86%	0	0.00%	177	39.86%
Cast Votes:		0	0.00%	444	100.00%	0	0.00%	444	100.00%
Undervotes:		0		0		0		0	
Overvotes:		0		0		0		0	
Rejected write-in votes:		0		0		0		0	
Unresolved write-in votes:		0		0		0		0	

Precinct Results Report

2020 February Special Election

Run Time 9:42 AM
Run Date 02/21/2020

Island County, WA

2020 February Special Election

2/11/2020
Page 2

Official Results

Registered Voters
5988 of 13761 = 43.51%

Precincts Reporting
11 of 11 = 100.00%

0302 618 of 1,317 registered voters = 46.92%

Stanwood-Camano School District 401 - Proposition No. 1

Choice	Party	Election Day Voting		Absentee Voting		Early Voting		Total	
Yes		0	0.00%	315	50.97%	0	0.00%	315	50.97%
No		0	0.00%	303	49.03%	0	0.00%	303	49.03%
Cast Votes:		0	0.00%	618	100.00%	0	0.00%	618	100.00%
Undervotes:		0		0		0		0	
Overvotes:		0		0		0		0	
Rejected write-in votes:		0		0		0		0	
Unresolved write-in votes:		0		0		0		0	

Precinct Results Report

2020 February Special Election

Run Time 9:42 AM
Run Date 02/21/2020

Island County, WA

2020 February Special Election

2/11/2020
Page 3

Official Results

Registered Voters
5988 of 13761 = 43.51%

Precincts Reporting
11 of 11 = 100.00%

0303 632 of 1,362 registered voters = 46.40%

Stanwood-Camano School District 401 - Proposition No. 1

Choice	Party	Election Day Voting		Absentee Voting		Early Voting		Total	
Yes		0	0.00%	347	54.91%	0	0.00%	347	54.91%
No		0	0.00%	285	45.09%	0	0.00%	285	45.09%
Cast Votes:		0	0.00%	632	100.00%	0	0.00%	632	100.00%
Undervotes:		0		0		0		0	
Overvotes:		0		0		0		0	
Rejected write-in votes:		0		0		0		0	
Unresolved write-in votes:		0		0		0		0	

Precinct Results Report

2020 February Special Election

Run Time 9:42 AM
Run Date 02/21/2020

Island County, WA

2020 February Special Election

2/11/2020
Page 4

Official Results

Registered Voters
5988 of 13761 = 43.51%

Precincts Reporting
11 of 11 = 100.00%

0304 725 of 1,480 registered voters = 48.99%

Stanwood-Camano School District 401 - Proposition No. 1

Choice	Party	Election Day Voting		Absentee Voting		Early Voting		Total	
Yes		0	0.00%	455	62.76%	0	0.00%	455	62.76%
No		0	0.00%	270	37.24%	0	0.00%	270	37.24%
Cast Votes:		0	0.00%	725	100.00%	0	0.00%	725	100.00%
Undervotes:		0		0		0		0	
Overvotes:		0		0		0		0	
Rejected write-in votes:		0		0		0		0	
Unresolved write-in votes:		0		0		0		0	

Precinct Results Report

2020 February Special Election

Run Time 9:42 AM
Run Date 02/21/2020

Island County, WA

2020 February Special Election

2/11/2020
Page 5

Official Results

Registered Voters
5988 of 13761 = 43.51%

Precincts Reporting
11 of 11 = 100.00%

0305 587 of 1,388 registered voters = 42.29%

Stanwood-Camano School District 401 - Proposition No. 1

Choice	Party	Election Day Voting		Absentee Voting		Early Voting		Total	
Yes		0	0.00%	331	56.39%	0	0.00%	331	56.39%
No		0	0.00%	256	43.61%	0	0.00%	256	43.61%
Cast Votes:		0	0.00%	587	100.00%	0	0.00%	587	100.00%
Undervotes:		0		0		0		0	
Overvotes:		0		0		0		0	
Rejected write-in votes:		0		0		0		0	
Unresolved write-in votes:		0		0		0		0	

Precinct Results Report

2020 February Special Election

Run Time 9:42 AM
Run Date 02/21/2020

Island County, WA

2020 February Special Election

2/11/2020
Page 6

Official Results

Registered Voters
5988 of 13761 = 43.51%

Precincts Reporting
11 of 11 = 100.00%

0306 634 of 1,460 registered voters = 43.42%

Stanwood-Camano School District 401 - Proposition No. 1

Choice	Party	Election Day Voting		Absentee Voting		Early Voting		Total	
Yes		0	0.00%	340	53.80%	0	0.00%	340	53.80%
No		0	0.00%	292	46.20%	0	0.00%	292	46.20%
Cast Votes:		0	0.00%	632	100.00%	0	0.00%	632	100.00%
Undervotes:		0		2		0		2	
Overvotes:		0		0		0		0	
Rejected write-in votes:		0		0		0		0	
Unresolved write-in votes:		0		0		0		0	

Precinct Results Report

2020 February Special Election

Run Time 9:42 AM
Run Date 02/21/2020

Island County, WA

2020 February Special Election

2/11/2020
Page 7

Official Results

Registered Voters
5988 of 13761 = 43.51%

Precincts Reporting
11 of 11 = 100.00%

0307 519 of 1,240 registered voters = 41.85%

Stanwood-Camano School District 401 - Proposition No. 1

Choice	Party	Election Day Voting		Absentee Voting		Early Voting		Total	
Yes		0	0.00%	306	58.96%	0	0.00%	306	58.96%
No		0	0.00%	213	41.04%	0	0.00%	213	41.04%
Cast Votes:		0	0.00%	519	100.00%	0	0.00%	519	100.00%
Undervotes:		0		0		0		0	
Overvotes:		0		0		0		0	
Rejected write-in votes:		0		0		0		0	
Unresolved write-in votes:		0		0		0		0	

Precinct Results Report

2020 February Special Election

Run Time 9:42 AM
Run Date 02/21/2020

Island County, WA

2020 February Special Election

2/11/2020
Page 8

Official Results

Registered Voters
5988 of 13761 = 43.51%

Precincts Reporting
11 of 11 = 100.00%

0308 361 of 984 registered voters = 36.69%

Stanwood-Camano School District 401 - Proposition No. 1

Choice	Party	Election Day Voting		Absentee Voting		Early Voting		Total	
Yes		0	0.00%	195	54.02%	0	0.00%	195	54.02%
No		0	0.00%	166	45.98%	0	0.00%	166	45.98%
Cast Votes:		0	0.00%	361	100.00%	0	0.00%	361	100.00%
Undervotes:		0		0		0		0	
Overvotes:		0		0		0		0	
Rejected write-in votes:		0		0		0		0	
Unresolved write-in votes:		0		0		0		0	

Precinct Results Report

2020 February Special Election

Run Time 9:42 AM
Run Date 02/21/2020

Island County, WA

2020 February Special Election

2/11/2020
Page 9

Official Results

Registered Voters
5988 of 13761 = 43.51%

Precincts Reporting
11 of 11 = 100.00%

0309 507 of 1,191 registered voters = 42.57%

Stanwood-Camano School District 401 - Proposition No. 1

Choice	Party	Election Day Voting		Absentee Voting		Early Voting		Total	
Yes		0	0.00%	287	56.61%	0	0.00%	287	56.61%
No		0	0.00%	220	43.39%	0	0.00%	220	43.39%
Cast Votes:		0	0.00%	507	100.00%	0	0.00%	507	100.00%
Undervotes:		0		0		0		0	
Overvotes:		0		0		0		0	
Rejected write-in votes:		0		0		0		0	
Unresolved write-in votes:		0		0		0		0	

Precinct Results Report

2020 February Special Election

Run Time 9:42 AM
Run Date 02/21/2020

Island County, WA

2020 February Special Election

2/11/2020
Page 10

Official Results

Registered Voters
5988 of 13761 = 43.51%

Precincts Reporting
11 of 11 = 100.00%

0310 414 of 1,012 registered voters = 40.91%

Stanwood-Camano School District 401 - Proposition No. 1

Choice	Party	Election Day Voting		Absentee Voting		Early Voting		Total	
Yes		0	0.00%	221	53.38%	0	0.00%	221	53.38%
No		0	0.00%	193	46.62%	0	0.00%	193	46.62%
Cast Votes:		0	0.00%	414	100.00%	0	0.00%	414	100.00%
Undervotes:		0		0		0		0	
Overvotes:		0		0		0		0	
Rejected write-in votes:		0		0		0		0	
Unresolved write-in votes:		0		0		0		0	

Precinct Results Report

2020 February Special Election

Run Time 9:42 AM
Run Date 02/21/2020

Island County, WA

2020 February Special Election

2/11/2020
Page 11

Official Results

Registered Voters
5988 of 13761 = 43.51%

Precincts Reporting
11 of 11 = 100.00%

0311 547 of 1,278 registered voters = 42.80%

Stanwood-Camano School District 401 - Proposition No. 1

Choice	Party	Election Day Voting		Absentee Voting		Early Voting		Total	
Yes		0	0.00%	317	58.06%	0	0.00%	317	58.06%
No		0	0.00%	229	41.94%	0	0.00%	229	41.94%
Cast Votes:		0	0.00%	546	100.00%	0	0.00%	546	100.00%
Undervotes:		0		1		0		1	
Overvotes:		0		0		0		0	
Rejected write-in votes:		0		0		0		0	
Unresolved write-in votes:		0		0		0		0	

*** End of report ***