

OFFICIAL RETURNS

PRESIDENTIAL PRIMARY

March 10, 2020



**ISLAND COUNTY
STATE OF WASHINGTON**



Presidential Primary – March 10, 2020
Report to the Canvassing Board at Certification

1. The equipment used to tabulate the ballots consists of HART Verity software and Canon Scanners. This system is certified for use in Washington State by the Secretary of State. The programming for this election was done by the Elections Division. A logic and accuracy test was performed in the presence of a representative of the Secretary of State.
2. All ballots were stored and locked in a secure area, both prior to the election and afterward.
3. All absentee ballots were processed according to statute. Experienced staff verified all signatures.
4. All ballots believed eligible for counting have been counted – 32,434 (53.97%)
5. No tabulation system problems were encountered.
6. Ballots brought to the attention of the canvassing board included ballots with no signatures, mismatched signatures, late postmarks, ballots with signatures not belonging to the voter, ballots with party preference issues, ballots marked in a manner not matching party preference, and blank ballots.
7. A random batch audit was conducted, in accordance with statute. No anomalies were discovered.
8. Ballot count reconciliations were performed throughout the process to insure that all ballots received have been accounted for.



Sheilah Crider, Auditor

Michele Reagan, Elections Supervisor

Date: March 20, 2020

3/20/2020
2c
8/ 3/20/2020
MA 3/20/2020

Oath of Authenticity


STATE OF WASHINGTON)
) ss.
COUNTY OF ISLAND)

I solemnly swear that the unofficial returns and supporting documentation of the Presidential Primary Election held on March 10, 2020, in Island County, State of Washington, are true and correct.




County Auditor

Subscribed and sworn before me this 20th day of March, 2020



County Legislative Authority (witness)



County Prosecuting Attorney (witness)

Certification of the Canvassing Board


STATE OF WASHINGTON)
) ss.
COUNTY OF ISLAND)

The undersigned officers designated by law as constituting the Canvassing Board for the County of Island, State of Washington, hereby certify that this is a full, true and correct copy of the Abstract of Votes including the cumulative results, precinct results, and reconciliation report of votes cast at the Presidential Primary Election held on March 10, 2020, in Island County, State of Washington, and that the following are the true and reconciled numbers of voters and votes counted.

Witness our hands and official seal this 20th day of March, 2020.



County Auditor



County Legislative Authority



County Prosecuting Attorney

Island County Auditor

Reconciliation Form

General information

County name Island
Election date 3/10/2020

Registered voters eligible to participate

Active registered voters 60,096
Inactive registered voters 4,495

Category Reconciliation (detailed accounting of ballots)

	Issued (number of voters issued ballots)	Credited voters in VoteWA (envelopes containing ballots)	Ballots Accepted (Counted / Tabulated)	Ballots not counted		Discrepancy (If zero, category balances)
				Ballots forwarded to other counties	Ballots Rejected	
UOCAVA	4,183	805	784	N/A	21	0
Federal write-in	N/A	0	0	N/A	0	0
Provisional	0	0	0	0	0	0
DREs	0	0	0	N/A	0	0
All voters not reported in above categories	57,534	33,044	31,650	213	1,181	0
Total for all voter categories	61,717	33,849	32,434	213	1,202	0

Summary

Reconciliation

Overall Ballot Reconciliation

Ballots Received	33,849
Ballots Accepted	32,434
Ballots Not Counted	1,415
Discrepancy	0

Voters credited to ballots counted

Credited voters in VoteWA	32,791
Credited envelopes without ballots	(367)
Voters not credited in VoteWA (examples: FWAB or ACP)	10
Total valid ballots	32,434
Discrepancy	0

Additional Information

Replacement Ballots

Requested	966
Issued	966
Returned	499
Counted	483
Rejected	16

Return method

Email	166
Fax	0
Deposited at staffed, unstaffed deposit sites and voting centers	13,144
Non-UOCAVA returned by Fax or Email	0

Generation method

VoteWA	513
Other online programs	0
PDF originating from county	0
Non-UOCAVA ballots issued electronically	530

AVU

Estimated number of paper ballots printed by AVU	0
--	---

Category discrepancy explanation

VoteWA discrepancy explanation

Report prepared by: Michele Reagan, Elections Supervisor

Date: March 20, 2020

Contact number: 360-240-5535

JK
3/20/2020

cc 3/20/2020
JK 3/20/2020

OFFICIAL RETURNS

PRESIDENTIAL PRIMARY

March 10, 2020



**ISLAND COUNTY
STATE OF WASHINGTON**



Presidential Primary – March 10, 2020
Report to the Canvassing Board at Certification

1. The equipment used to tabulate the ballots consists of HART Verity software and Canon Scanners. This system is certified for use in Washington State by the Secretary of State. The programming for this election was done by the Elections Division. A logic and accuracy test was performed in the presence of a representative of the Secretary of State.
2. All ballots were stored and locked in a secure area, both prior to the election and afterward.
3. All absentee ballots were processed according to statute. Experienced staff verified all signatures.
4. All ballots believed eligible for counting have been counted – 32,434 (53.97%)
5. No tabulation system problems were encountered.
6. Ballots brought to the attention of the canvassing board included ballots with no signatures, mismatched signatures, late postmarks, ballots with signatures not belonging to the voter, ballots with party preference issues, ballots marked in a manner not matching party preference, and blank ballots.
7. A random batch audit was conducted, in accordance with statute. No anomalies were discovered.
8. Ballot count reconciliations were performed throughout the process to insure that all ballots received have been accounted for.



Sheilah Crider, Auditor

Michele Reagan, Elections Supervisor

Date: March 20, 2020

3/20/2020
22
3/20/2020
3/20/2020

Oath of Authenticity

STATE OF WASHINGTON)
) ss.
COUNTY OF ISLAND)

I solemnly swear that the unofficial returns and supporting documentation of the Presidential Primary Election held on March 10, 2020, in Island County, State of Washington, are true and correct.

County Auditor

Subscribed and sworn before me this 20th day of March, 2020

County Legislative Authority (witness)

County Prosecuting Attorney (witness)

Certification of the Canvassing Board

STATE OF WASHINGTON)
) ss.
COUNTY OF ISLAND)

The undersigned officers designated by law as constituting the Canvassing Board for the County of Island, State of Washington, hereby certify that this is a full, true and correct copy of the Abstract of Votes including the cumulative results, precinct results, and reconciliation report of votes cast at the Presidential Primary Election held on March 10, 2020, in Island County, State of Washington, and that the following are the true and reconciled numbers of voters and votes counted.

Witness our hands and official seal this 20th day of March, 2020.



County Auditor

County Legislative Authority

County Prosecuting Attorney

Island County Auditor

Reconciliation Form

General information

County name Island
Election date 3/10/2020

Registered voters eligible to participate

Active registered voters 60,096
Inactive registered voters 4,495

Category Reconciliation (detailed accounting of ballots)

	Issued (number of voters issued ballots)	Credited voters in VoteWA (envelopes containing ballots)	Ballots Accepted (Counted / Tabulated)	Ballots not counted		Discrepancy (If zero, category balances)
				Ballots forwarded to other counties	Ballots Rejected	
UOCAVA	4,183	805	784	N/A	21	0
Federal write-in	N/A	0	0	N/A	0	0
Provisional	0	0	0	0	0	0
DREs	0	0	0	N/A	0	0
All voters not reported in above categories	57,534	33,044	31,650	213	1,181	0
Total for all voter categories	61,717	33,849	32,434	213	1,202	0

Summary

Reconciliation

Overall Ballot Reconciliation

Ballots Received	33,849
Ballots Accepted	32,434
Ballots Not Counted	1,415
Discrepancy	0

Voters credited to ballots counted

Credited voters in VoteWA	32,791
Credited envelopes without ballots	(367)
Voters not credited in VoteWA (examples: FWAB or ACP)	10
Total valid ballots	32,434
Discrepancy	0

Additional Information

Replacement Ballots

Requested	966
Issued	966
Returned	499
Counted	483
Rejected	16

Return method

Email	166
Fax	0
Deposited at staffed, unstaffed deposit sites and voting centers	13,144
Non-UOCAVA returned by Fax or Email	0

Generation method

VoteWA	513
Other online programs	0
PDF originating from county	0
Non-UOCAVA ballots issued electronically	530

AVU

Estimated number of paper ballots printed by AVU	0
--	---

Category discrepancy explanation

VoteWA discrepancy explanation

Report prepared by: Michele Reagan, Elections Supervisor

Date: March 20, 2020

Contact number: 360-240-5535

MR
3/20/2020

sc 3/20/2020
86 3/20/2020

Cumulative Results Report**Island County, WA****Official Results**

2020 Presidential Primary

2020 Presidential Primary

Registered Voters
32434 of 60096 = 53.97%Precincts Reporting
48 of 48 = 100.00%Run Time 12:33 PM
Run Date 03/20/2020

3/10/2020

Page 1

President of the United States - Democratic Party

Choice	Party	Absentee Voting		Election Day Voting		Total	
Michael Bennet		17	0.08%	0	0.00%	17	0.08%
Joseph R. Biden		8,394	40.24%	0	0.00%	8,394	40.24%
Michael Bloomberg		1,873	8.98%	0	0.00%	1,873	8.98%
Cory Booker		13	0.06%	0	0.00%	13	0.06%
Pete Buttigieg		1,082	5.19%	0	0.00%	1,082	5.19%
John Delaney		10	0.05%	0	0.00%	10	0.05%
Tulsi Gabbard		233	1.12%	0	0.00%	233	1.12%
Amy Klobuchar		750	3.60%	0	0.00%	750	3.60%
Deval Patrick		8	0.04%	0	0.00%	8	0.04%
Bernie Sanders		6,246	29.94%	0	0.00%	6,246	29.94%
Tom Steyer		60	0.29%	0	0.00%	60	0.29%
Elizabeth Warren		1,991	9.54%	0	0.00%	1,991	9.54%
Andrew Yang		69	0.33%	0	0.00%	69	0.33%
Uncommitted Delegates		115	0.55%	0	0.00%	115	0.55%
Cast Votes:		20,861	100.00%	0	0.00%	20,861	100.00%
Undervotes:		0		0		0	
Overvotes:		7		0		7	
Invalid Votes:		0		0		0	
Rejected write-in votes:		0		0		0	
Unresolved write-in votes:		20		0		20	

President of the United States - Republican Party

Choice	Party	Absentee Voting		Election Day Voting		Total	
Donald J. Trump		11,304	100.00%	0	0.00%	11,304	100.00%
Cast Votes:		11,304	100.00%	0	0.00%	11,304	100.00%
Undervotes:		0		0		0	
Overvotes:		1		0		1	
Invalid Votes:		0		0		0	
Rejected write-in votes:		0		0		0	
Unresolved write-in votes:		241		0		241	

*** End of report ***

JPC - 3/20/2020
 88 3/20/2020
 ac 3/20/2020

Canvass Results Report

2020 Presidential Primary

Run Time 12:34 PM

Run Date 03/20/2020

Island County, WA

2020 Presidential Primary

3/10/2020

Page 1

Official Results

Registered Voters

32434 of 60096 = 53.97%

Precincts Reporting

48 of 48 = 100.00%

President of the United States - Democratic Party

Precinct	Michael Bennet	Joseph R. Biden	Michael Bloomberg	Cory Booker	Pete Buttigieg	John Delaney	Tulsi Gabbard	Amy Klobuchar	Deval Patrick	Bernie Sanders	Tom Steyer	Elizabeth Warren
150	0	72	31	1	19	0	5	9	0	69	0	16
151	0	259	41	1	22	0	6	21	1	141	2	69
152	1	231	50	0	27	1	6	22	0	131	1	42
153	0	279	48	0	36	0	2	28	0	182	1	75
154	0	204	62	1	22	0	8	13	0	139	3	51
155	0	269	57	0	25	0	5	30	0	126	5	44
160	0	332	67	1	35	0	7	30	0	233	2	76
161	1	333	63	0	37	0	4	22	0	182	1	91
162	0	284	66	1	24	0	4	26	0	225	1	81
163	0	323	34	0	29	0	10	24	0	205	1	92
164	0	291	41	1	33	0	9	16	0	298	2	106
165	0	339	75	0	36	0	2	35	0	183	2	77
166	0	242	28	1	26	0	4	25	1	233	0	115
167	0	282	41	0	25	1	8	22	2	208	0	86
168	0	263	36	0	30	0	7	24	0	325	2	107
169	1	228	42	0	25	0	6	18	0	241	1	57
170	0	275	54	0	40	0	8	21	1	262	3	74
201	1	145	44	0	35	0	12	15	0	88	2	31
202	2	74	13	0	25	0	5	6	0	85	0	17
203	2	98	30	1	19	0	5	18	0	120	2	42

Canvass Results Report

2020 Presidential Primary

Run Time 12:34 PM

Run Date 03/20/2020

Island County, WA

2020 Presidential Primary

3/10/2020

Page 2

Official Results

Registered Voters

32434 of 60096 = 53.97%

Precincts Reporting

48 of 48 = 100.00%

President of the United States - Democratic Party

Precinct	Andrew Yang	Uncommitted Delegates	Cast Votes	Undervotes	Overvotes	Invalid Votes	Rejected write-in votes	Unresolved write-in votes	Absentee Voting Ballots Cast	Election Day Voting Ballots Cast	Total Ballots Cast	Registered Voters	Turnout Percentage
150	2	0	224	0	0	0	0	0	420	0	420	806	52.11%
151	1	3	567	0	0	0	0	1	931	0	931	1,623	57.36%
152	0	6	518	0	0	0	0	1	740	0	740	1,242	59.58%
153	2	4	657	0	0	0	0	2	899	0	899	1,439	62.47%
154	0	6	509	0	1	0	0	1	796	0	796	1,389	57.31%
155	3	3	567	0	0	0	0	1	773	0	773	1,198	64.52%
160	3	1	787	0	0	0	0	0	1,022	0	1,022	1,511	67.64%
161	1	2	737	0	2	0	0	0	966	0	966	1,414	68.32%
162	1	2	715	0	1	0	0	0	934	0	934	1,515	61.65%
163	2	5	725	0	0	0	0	0	885	0	885	1,345	65.80%
164	3	2	802	0	0	0	0	2	996	0	996	1,508	66.05%
165	0	3	752	0	0	0	0	0	962	0	962	1,515	63.50%
166	0	3	678	0	0	0	0	0	740	0	740	1,000	74.00%
167	0	1	676	0	0	0	0	0	845	0	845	1,336	63.25%
168	0	4	798	0	0	0	0	0	960	0	960	1,483	64.73%
169	1	5	625	0	0	0	0	0	857	0	857	1,425	60.14%
170	2	1	741	0	0	0	0	0	946	0	946	1,467	64.49%
201	2	0	375	0	0	0	0	0	665	0	665	1,494	44.51%
202	2	1	230	0	0	0	0	0	502	0	502	1,162	43.20%
203	2	1	340	0	0	0	0	0	613	0	613	1,373	44.65%

Canvass Results Report

2020 Presidential Primary

Run Time 12:34 PM

Run Date 03/20/2020

Island County, WA

2020 Presidential Primary

3/10/2020

Page 3

Official Results

Registered Voters

32434 of 60096 = 53.97%

Precincts Reporting

48 of 48 = 100.00%

President of the United States - Democratic Party

Precinct	Michael Bennet	Joseph R. Biden	Michael Bloomberg	Cory Booker	Pete Buttigieg	John Delaney	Tulsi Gabbard	Amy Klobuchar	Deval Patrick	Bernie Sanders	Tom Steyer	Elizabeth Warren
204	0	113	39	0	21	1	5	5	0	125	5	21
205	2	101	21	0	21	0	4	13	0	75	0	30
206	0	107	50	0	11	1	4	7	2	123	2	22
207	1	113	56	0	26	0	6	9	0	151	1	37
208	0	90	35	0	16	0	2	10	0	110	2	15
209	0	24	8	0	11	0	2	4	0	83	0	9
251	0	83	11	0	7	0	2	5	0	34	0	16
252	0	106	16	0	14	1	2	10	0	74	1	24
253	0	109	16	0	11	0	0	6	0	58	0	17
254	0	99	12	0	14	0	3	9	0	35	1	13
255	0	21	5	0	6	0	6	2	0	22	0	6
256	0	23	5	0	4	0	0	3	0	13	2	4
301	0	140	45	0	14	0	5	16	0	93	2	33
302	0	227	42	0	13	0	6	24	0	112	1	28
303	1	185	52	0	21	0	3	17	0	138	0	36
304	0	230	73	0	29	2	10	22	0	109	2	31
305	1	180	56	0	30	0	3	13	0	91	2	26
306	0	229	51	0	27	0	7	12	0	140	3	38
307	0	203	52	0	28	0	3	16	0	111	1	30
308	0	100	22	0	19	0	4	11	0	97	1	20

Canvass Results Report

2020 Presidential Primary

Run Time 12:34 PM

Run Date 03/20/2020

Island County, WA

2020 Presidential Primary

3/10/2020

Page 4

Official Results

Registered Voters

32434 of 60096 = 53.97%

Precincts Reporting

48 of 48 = 100.00%

President of the United States - Democratic Party

Precinct	Andrew Yang	Uncommitted Delegates	Cast Votes	Undervotes	Overvotes	Invalid Votes	Rejected write-in votes	Unresolved write-in votes	Absentee Voting Ballots Cast	Election Day Voting Ballots Cast	Total Ballots Cast	Registered Voters	Turnout Percentage
204	7	1	343	0	0	0	0	1	624	0	624	1,652	37.77%
205	1	3	271	0	0	0	0	0	556	0	556	1,218	45.65%
206	2	1	332	0	1	0	0	1	541	0	541	1,458	37.11%
207	2	3	405	0	0	0	0	0	663	0	663	1,528	43.39%
208	1	3	284	0	0	0	0	0	541	0	541	1,289	41.97%
209	1	0	142	0	0	0	0	0	256	0	256	1,341	19.09%
251	0	0	158	0	1	0	0	0	332	0	332	634	52.37%
252	0	2	250	0	0	0	0	0	545	0	545	1,055	51.66%
253	0	4	221	0	0	0	0	0	445	0	445	782	56.91%
254	1	5	192	0	0	0	0	0	397	0	397	858	46.27%
255	0	0	68	0	0	0	0	0	150	0	150	297	50.51%
256	0	0	54	0	0	0	0	0	95	0	95	227	41.85%
301	0	1	349	0	0	0	0	0	571	0	571	1,060	53.87%
302	1	5	459	0	0	0	0	0	786	0	786	1,332	59.01%
303	0	3	456	0	0	0	0	1	741	0	741	1,368	54.17%
304	1	4	513	0	0	0	0	0	862	0	862	1,495	57.66%
305	0	2	404	0	1	0	0	1	739	0	739	1,390	53.17%
306	2	0	509	0	0	0	0	3	851	0	851	1,483	57.38%
307	5	2	451	0	0	0	0	0	704	0	704	1,265	55.65%
308	1	5	280	0	0	0	0	1	498	0	498	994	50.10%

Canvass Results Report

2020 Presidential Primary

Run Time 12:34 PM

Run Date 03/20/2020

Island County, WA

2020 Presidential Primary

3/10/2020

Page 5

Official Results

Registered Voters

32434 of 60096 = 53.97%

Precincts Reporting

48 of 48 = 100.00%

President of the United States - Democratic Party

Precinct	Michael Bennet	Joseph R. Biden	Michael Bloomberg	Cory Booker	Pete Buttigieg	John Delaney	Tulsi Gabbard	Amy Klobuchar	Deval Patrick	Bernie Sanders	Tom Steyer	Elizabeth Warren
309	0	168	62	0	25	0	3	19	0	91	1	22
310	0	164	51	2	22	0	9	16	0	99	0	27
311	0	212	39	0	23	0	4	27	0	144	1	32
351	1	141	39	0	21	0	5	13	0	86	0	20
352	2	134	25	0	19	0	6	11	0	97	0	27
353	0	87	22	0	13	2	2	7	1	103	1	21
354	0	109	21	1	32	1	3	9	0	112	0	23
355	1	73	24	2	14	0	1	9	0	44	0	14
Totals	17	8,394	1,873	13	1,082	10	233	750	8	6,246	60	1,991

Canvass Results Report

2020 Presidential Primary

Run Time 12:34 PM

Run Date 03/20/2020

Island County, WA

2020 Presidential Primary

3/10/2020

Page 6

Official Results

Registered Voters

32434 of 60096 = 53.97%

Precincts Reporting

48 of 48 = 100.00%

President of the United States - Democratic Party

Precinct	Andrew Yang	Uncommitted Delegates	Cast Votes	Undervotes	Overvotes	Invalid Votes	Rejected write-in votes	Unresolved write-in votes	Absentee Voting Ballots Cast	Election Day Voting Ballots Cast	Total Ballots Cast	Registered Voters	Turnout Percentage
309	3	3	397	0	0	0	0	0	653	0	653	1,203	54.28%
310	0	2	392	0	0	0	0	0	599	0	599	1,024	58.50%
311	6	3	491	0	0	0	0	0	730	0	730	1,296	56.33%
351	0	4	330	0	0	0	0	0	742	0	742	1,376	53.92%
352	4	3	328	0	0	0	0	3	713	0	713	1,534	46.48%
353	2	2	263	0	0	0	0	0	532	0	532	1,409	37.76%
354	1	1	313	0	0	0	0	1	734	0	734	1,550	47.35%
355	1	0	183	0	0	0	0	0	382	0	382	733	52.11%
Totals	69	115	20,861	0	7	0	0	20	32,434	0	32,434	60,096	53.97%

Canvass Results Report

2020 Presidential Primary

Run Time 12:34 PM

Run Date 03/20/2020

Island County, WA

2020 Presidential Primary

3/10/2020

Page 7

Official Results

Registered Voters

32434 of 60096 = 53.97%

Precincts Reporting

48 of 48 = 100.00%

President of the United States - Republican Party

Precinct	Donald J. Trump	Cast Votes	Undervotes	Overvotes	Invalid Votes	Rejected write-in votes	Unresolved write-in votes	Absentee Voting Ballots Cast	Election Day Voting Ballots Cast	Total Ballots Cast	Registered Voters	Turnout Percentage
150	192	192	0	0	0	0	4	420	0	420	806	52.11%
151	360	360	0	0	0	0	3	931	0	931	1,623	57.36%
152	208	208	0	0	0	0	13	740	0	740	1,242	59.58%
153	235	235	0	0	0	0	5	899	0	899	1,439	62.47%
154	277	277	0	0	0	0	8	796	0	796	1,389	57.31%
155	199	199	0	0	0	0	6	773	0	773	1,198	64.52%
160	229	229	0	0	0	0	6	1,022	0	1,022	1,511	67.64%
161	220	220	0	0	0	0	7	966	0	966	1,414	68.32%
162	214	214	0	0	0	0	4	934	0	934	1,515	61.65%
163	155	155	0	0	0	0	5	885	0	885	1,345	65.80%
164	185	185	0	0	0	0	7	996	0	996	1,508	66.05%
165	207	207	0	0	0	0	3	962	0	962	1,515	63.50%
166	62	62	0	0	0	0	0	740	0	740	1,000	74.00%
167	166	166	0	0	0	0	3	845	0	845	1,336	63.25%
168	159	159	0	0	0	0	3	960	0	960	1,483	64.73%
169	225	225	0	0	0	0	7	857	0	857	1,425	60.14%
170	193	193	0	0	0	0	12	946	0	946	1,467	64.49%
201	277	277	0	1	0	0	12	665	0	665	1,494	44.51%
202	267	267	0	0	0	0	5	502	0	502	1,162	43.20%
203	269	269	0	0	0	0	4	613	0	613	1,373	44.65%

Canvass Results Report

2020 Presidential Primary

Run Time 12:34 PM

Run Date 03/20/2020

Island County, WA

2020 Presidential Primary

3/10/2020

Page 8

Official Results

Registered Voters

32434 of 60096 = 53.97%

Precincts Reporting

48 of 48 = 100.00%

President of the United States - Republican Party

Precinct	Donald J. Trump	Cast Votes	Undervotes	Overvotes	Invalid Votes	Rejected write-in votes	Unresolved write-in votes	Absentee Voting Ballots Cast	Election Day Voting Ballots Cast	Total Ballots Cast	Registered Voters	Turnout Percentage
204	277	277	0	0	0	0	3	624	0	624	1,652	37.77%
205	277	277	0	0	0	0	8	556	0	556	1,218	45.65%
206	201	201	0	0	0	0	6	541	0	541	1,458	37.11%
207	254	254	0	0	0	0	4	663	0	663	1,528	43.39%
208	253	253	0	0	0	0	4	541	0	541	1,289	41.97%
209	112	112	0	0	0	0	2	256	0	256	1,341	19.09%
251	170	170	0	0	0	0	3	332	0	332	634	52.37%
252	293	293	0	0	0	0	2	545	0	545	1,055	51.66%
253	217	217	0	0	0	0	7	445	0	445	782	56.91%
254	199	199	0	0	0	0	6	397	0	397	858	46.27%
255	81	81	0	0	0	0	1	150	0	150	297	50.51%
256	40	40	0	0	0	0	1	95	0	95	227	41.85%
301	222	222	0	0	0	0	0	571	0	571	1,060	53.87%
302	317	317	0	0	0	0	10	786	0	786	1,332	59.01%
303	278	278	0	0	0	0	6	741	0	741	1,368	54.17%
304	340	340	0	0	0	0	9	862	0	862	1,495	57.66%
305	327	327	0	0	0	0	6	739	0	739	1,390	53.17%
306	335	335	0	0	0	0	4	851	0	851	1,483	57.38%
307	247	247	0	0	0	0	6	704	0	704	1,265	55.65%
308	214	214	0	0	0	0	3	498	0	498	994	50.10%

Canvass Results Report

2020 Presidential Primary

Run Time 12:34 PM

Run Date 03/20/2020

Island County, WA

2020 Presidential Primary

3/10/2020

Page 9

Official Results

Registered Voters

32434 of 60096 = 53.97%

Precincts Reporting

48 of 48 = 100.00%

President of the United States - Republican Party

Precinct	Donald J. Trump	Cast Votes	Undervotes	Overvotes	Invalid Votes	Rejected write-in votes	Unresolved write-in votes	Absentee Voting Ballots Cast	Election Day Voting Ballots Cast	Total Ballots Cast	Registered Voters	Turnout Percentage
309	255	255	0	0	0	0	1	653	0	653	1,203	54.28%
310	204	204	0	0	0	0	3	599	0	599	1,024	58.50%
311	235	235	0	0	0	0	4	730	0	730	1,296	56.33%
351	408	408	0	0	0	0	4	742	0	742	1,376	53.92%
352	377	377	0	0	0	0	5	713	0	713	1,534	46.48%
353	265	265	0	0	0	0	4	532	0	532	1,409	37.76%
354	412	412	0	0	0	0	8	734	0	734	1,550	47.35%
355	195	195	0	0	0	0	4	382	0	382	733	52.11%
Totals	11,304	11,304	0	1	0	0	241	32,434	0	32,434	60,096	53.97%

Canvass Results Report

2020 Presidential Primary

Run Time 12:34 PM
Run Date 03/20/2020

Island County, WA

2020 Presidential Primary

3/10/2020
Page 10

Official Results

Registered Voters
32434 of 60096 = 53.97%

Precincts Reporting
48 of 48 = 100.00%

*** End of report ***

Precinct Results Report

2020 Presidential Primary

Run Time 12:34 PM
Run Date 03/20/2020

Island County, WA

2020 Presidential Primary

3/10/2020

Page 1

Official Results

Registered Voters

32434 of 60096 = 53.97%

Precincts Reporting

48 of 48 = 100.00%

150

420 of 806 registered voters = 52.11%

President of the United States - Democratic Party

Choice	Party	Absentee Voting		Election Day Voting		Total	
Michael Bennet		0	0.00%	0	0.00%	0	0.00%
Joseph R. Biden		72	32.14%	0	0.00%	72	32.14%
Michael Bloomberg		31	13.84%	0	0.00%	31	13.84%
Cory Booker		1	0.45%	0	0.00%	1	0.45%
Pete Buttigieg		19	8.48%	0	0.00%	19	8.48%
John Delaney		0	0.00%	0	0.00%	0	0.00%
Tulsi Gabbard		5	2.23%	0	0.00%	5	2.23%
Amy Klobuchar		9	4.02%	0	0.00%	9	4.02%
Deval Patrick		0	0.00%	0	0.00%	0	0.00%
Bernie Sanders		69	30.80%	0	0.00%	69	30.80%
Tom Steyer		0	0.00%	0	0.00%	0	0.00%
Elizabeth Warren		16	7.14%	0	0.00%	16	7.14%
Andrew Yang		2	0.89%	0	0.00%	2	0.89%
Uncommitted Delegates		0	0.00%	0	0.00%	0	0.00%
Cast Votes:		224	100.00%	0	0.00%	224	100.00%
Undervotes:		0		0		0	
Overvotes:		0		0		0	
Invalid Votes:		0		0		0	
Rejected write-in votes:		0		0		0	
Unresolved write-in votes:		0		0		0	

President of the United States - Republican Party

Choice	Party	Absentee Voting		Election Day Voting		Total	
Donald J. Trump		192	100.00%	0	0.00%	192	100.00%
Cast Votes:		192	100.00%	0	0.00%	192	100.00%
Undervotes:		0		0		0	
Overvotes:		0		0		0	
Invalid Votes:		0		0		0	
Rejected write-in votes:		0		0		0	
Unresolved write-in votes:		4		0		4	

Precinct Results Report

2020 Presidential Primary

Run Time 12:34 PM
Run Date 03/20/2020**Island County, WA**

2020 Presidential Primary

3/10/2020

Page 2

Official Results**Registered Voters**

32434 of 60096 = 53.97%

Precincts Reporting

48 of 48 = 100.00%

151

931 of 1,623 registered voters = 57.36%

President of the United States - Democratic Party

Choice	Party	Absentee Voting		Election Day Voting		Total	
Michael Bennet		0	0.00%	0	0.00%	0	0.00%
Joseph R. Biden		259	45.68%	0	0.00%	259	45.68%
Michael Bloomberg		41	7.23%	0	0.00%	41	7.23%
Cory Booker		1	0.18%	0	0.00%	1	0.18%
Pete Buttigieg		22	3.88%	0	0.00%	22	3.88%
John Delaney		0	0.00%	0	0.00%	0	0.00%
Tulsi Gabbard		6	1.06%	0	0.00%	6	1.06%
Amy Klobuchar		21	3.70%	0	0.00%	21	3.70%
Deval Patrick		1	0.18%	0	0.00%	1	0.18%
Bernie Sanders		141	24.87%	0	0.00%	141	24.87%
Tom Steyer		2	0.35%	0	0.00%	2	0.35%
Elizabeth Warren		69	12.17%	0	0.00%	69	12.17%
Andrew Yang		1	0.18%	0	0.00%	1	0.18%
Uncommitted Delegates		3	0.53%	0	0.00%	3	0.53%
Cast Votes:		567	100.00%	0	0.00%	567	100.00%
Undervotes:		0		0		0	
Overvotes:		0		0		0	
Invalid Votes:		0		0		0	
Rejected write-in votes:		0		0		0	
Unresolved write-in votes:		1		0		1	

President of the United States - Republican Party

Choice	Party	Absentee Voting		Election Day Voting		Total	
Donald J. Trump		360	100.00%	0	0.00%	360	100.00%
Cast Votes:		360	100.00%	0	0.00%	360	100.00%
Undervotes:		0		0		0	
Overvotes:		0		0		0	
Invalid Votes:		0		0		0	
Rejected write-in votes:		0		0		0	
Unresolved write-in votes:		3		0		3	

Precinct Results Report

2020 Presidential Primary

Run Time 12:34 PM
Run Date 03/20/2020**Island County, WA**

2020 Presidential Primary

3/10/2020

Page 3

Official Results**Registered Voters**

32434 of 60096 = 53.97%

Precincts Reporting

48 of 48 = 100.00%

152

740 of 1,242 registered voters = 59.58%

President of the United States - Democratic Party

Choice	Party	Absentee Voting		Election Day Voting		Total	
Michael Bennet		1	0.19%	0	0.00%	1	0.19%
Joseph R. Biden		231	44.59%	0	0.00%	231	44.59%
Michael Bloomberg		50	9.65%	0	0.00%	50	9.65%
Cory Booker		0	0.00%	0	0.00%	0	0.00%
Pete Buttigieg		27	5.21%	0	0.00%	27	5.21%
John Delaney		1	0.19%	0	0.00%	1	0.19%
Tulsi Gabbard		6	1.16%	0	0.00%	6	1.16%
Amy Klobuchar		22	4.25%	0	0.00%	22	4.25%
Deval Patrick		0	0.00%	0	0.00%	0	0.00%
Bernie Sanders		131	25.29%	0	0.00%	131	25.29%
Tom Steyer		1	0.19%	0	0.00%	1	0.19%
Elizabeth Warren		42	8.11%	0	0.00%	42	8.11%
Andrew Yang		0	0.00%	0	0.00%	0	0.00%
Uncommitted Delegates		6	1.16%	0	0.00%	6	1.16%
Cast Votes:		518	100.00%	0	0.00%	518	100.00%
Undervotes:		0		0		0	
Overvotes:		0		0		0	
Invalid Votes:		0		0		0	
Rejected write-in votes:		0		0		0	
Unresolved write-in votes:		1		0		1	

President of the United States - Republican Party

Choice	Party	Absentee Voting		Election Day Voting		Total	
Donald J. Trump		208	100.00%	0	0.00%	208	100.00%
Cast Votes:		208	100.00%	0	0.00%	208	100.00%
Undervotes:		0		0		0	
Overvotes:		0		0		0	
Invalid Votes:		0		0		0	
Rejected write-in votes:		0		0		0	
Unresolved write-in votes:		13		0		13	

Precinct Results Report

2020 Presidential Primary

Run Time 12:34 PM
Run Date 03/20/2020

Island County, WA

2020 Presidential Primary

3/10/2020

Page 4

Official Results

Registered Voters

32434 of 60096 = 53.97%

Precincts Reporting

48 of 48 = 100.00%

153

899 of 1,439 registered voters = 62.47%

President of the United States - Democratic Party

Choice	Party	Absentee Voting		Election Day Voting		Total	
Michael Bennet		0	0.00%	0	0.00%	0	0.00%
Joseph R. Biden		279	42.47%	0	0.00%	279	42.47%
Michael Bloomberg		48	7.31%	0	0.00%	48	7.31%
Cory Booker		0	0.00%	0	0.00%	0	0.00%
Pete Buttigieg		36	5.48%	0	0.00%	36	5.48%
John Delaney		0	0.00%	0	0.00%	0	0.00%
Tulsi Gabbard		2	0.30%	0	0.00%	2	0.30%
Amy Klobuchar		28	4.26%	0	0.00%	28	4.26%
Deval Patrick		0	0.00%	0	0.00%	0	0.00%
Bernie Sanders		182	27.70%	0	0.00%	182	27.70%
Tom Steyer		1	0.15%	0	0.00%	1	0.15%
Elizabeth Warren		75	11.42%	0	0.00%	75	11.42%
Andrew Yang		2	0.30%	0	0.00%	2	0.30%
Uncommitted Delegates		4	0.61%	0	0.00%	4	0.61%
Cast Votes:		657	100.00%	0	0.00%	657	100.00%
Undervotes:		0		0		0	
Overvotes:		0		0		0	
Invalid Votes:		0		0		0	
Rejected write-in votes:		0		0		0	
Unresolved write-in votes:		2		0		2	

President of the United States - Republican Party

Choice	Party	Absentee Voting		Election Day Voting		Total	
Donald J. Trump		235	100.00%	0	0.00%	235	100.00%
Cast Votes:		235	100.00%	0	0.00%	235	100.00%
Undervotes:		0		0		0	
Overvotes:		0		0		0	
Invalid Votes:		0		0		0	
Rejected write-in votes:		0		0		0	
Unresolved write-in votes:		5		0		5	

Precinct Results Report

2020 Presidential Primary

Run Time 12:34 PM
Run Date 03/20/2020

Island County, WA

2020 Presidential Primary

3/10/2020

Page 5

Official Results

Registered Voters

32434 of 60096 = 53.97%

Precincts Reporting

48 of 48 = 100.00%

154

796 of 1,389 registered voters = 57.31%

President of the United States - Democratic Party

Choice	Party	Absentee Voting		Election Day Voting		Total	
Michael Bennet		0	0.00%	0	0.00%	0	0.00%
Joseph R. Biden		204	40.08%	0	0.00%	204	40.08%
Michael Bloomberg		62	12.18%	0	0.00%	62	12.18%
Cory Booker		1	0.20%	0	0.00%	1	0.20%
Pete Buttigieg		22	4.32%	0	0.00%	22	4.32%
John Delaney		0	0.00%	0	0.00%	0	0.00%
Tulsi Gabbard		8	1.57%	0	0.00%	8	1.57%
Amy Klobuchar		13	2.55%	0	0.00%	13	2.55%
Deval Patrick		0	0.00%	0	0.00%	0	0.00%
Bernie Sanders		139	27.31%	0	0.00%	139	27.31%
Tom Steyer		3	0.59%	0	0.00%	3	0.59%
Elizabeth Warren		51	10.02%	0	0.00%	51	10.02%
Andrew Yang		0	0.00%	0	0.00%	0	0.00%
Uncommitted Delegates		6	1.18%	0	0.00%	6	1.18%
Cast Votes:		509	100.00%	0	0.00%	509	100.00%
Undervotes:		0		0		0	
Overvotes:		1		0		1	
Invalid Votes:		0		0		0	
Rejected write-in votes:		0		0		0	
Unresolved write-in votes:		1		0		1	

President of the United States - Republican Party

Choice	Party	Absentee Voting		Election Day Voting		Total	
Donald J. Trump		277	100.00%	0	0.00%	277	100.00%
Cast Votes:		277	100.00%	0	0.00%	277	100.00%
Undervotes:		0		0		0	
Overvotes:		0		0		0	
Invalid Votes:		0		0		0	
Rejected write-in votes:		0		0		0	
Unresolved write-in votes:		8		0		8	

Precinct Results Report

2020 Presidential Primary

Run Time 12:34 PM
Run Date 03/20/2020

Island County, WA

2020 Presidential Primary

3/10/2020

Page 6

Official Results

Registered Voters

32434 of 60096 = 53.97%

Precincts Reporting

48 of 48 = 100.00%

155

773 of 1,198 registered voters = 64.52%

President of the United States - Democratic Party

Choice	Party	Absentee Voting		Election Day Voting		Total	
Michael Bennet		0	0.00%	0	0.00%	0	0.00%
Joseph R. Biden		269	47.44%	0	0.00%	269	47.44%
Michael Bloomberg		57	10.05%	0	0.00%	57	10.05%
Cory Booker		0	0.00%	0	0.00%	0	0.00%
Pete Buttigieg		25	4.41%	0	0.00%	25	4.41%
John Delaney		0	0.00%	0	0.00%	0	0.00%
Tulsi Gabbard		5	0.88%	0	0.00%	5	0.88%
Amy Klobuchar		30	5.29%	0	0.00%	30	5.29%
Deval Patrick		0	0.00%	0	0.00%	0	0.00%
Bernie Sanders		126	22.22%	0	0.00%	126	22.22%
Tom Steyer		5	0.88%	0	0.00%	5	0.88%
Elizabeth Warren		44	7.76%	0	0.00%	44	7.76%
Andrew Yang		3	0.53%	0	0.00%	3	0.53%
Uncommitted Delegates		3	0.53%	0	0.00%	3	0.53%
Cast Votes:		567	100.00%	0	0.00%	567	100.00%
Undervotes:		0		0		0	
Overvotes:		0		0		0	
Invalid Votes:		0		0		0	
Rejected write-in votes:		0		0		0	
Unresolved write-in votes:		1		0		1	

President of the United States - Republican Party

Choice	Party	Absentee Voting		Election Day Voting		Total	
Donald J. Trump		199	100.00%	0	0.00%	199	100.00%
Cast Votes:		199	100.00%	0	0.00%	199	100.00%
Undervotes:		0		0		0	
Overvotes:		0		0		0	
Invalid Votes:		0		0		0	
Rejected write-in votes:		0		0		0	
Unresolved write-in votes:		6		0		6	

Precinct Results Report

2020 Presidential Primary

Run Time 12:34 PM
Run Date 03/20/2020

Island County, WA

2020 Presidential Primary

3/10/2020

Page 7

Official Results

Registered Voters

32434 of 60096 = 53.97%

Precincts Reporting

48 of 48 = 100.00%

160

1,022 of 1,511 registered voters = 67.64%

President of the United States - Democratic Party

Choice	Party	Absentee Voting		Election Day Voting		Total	
Michael Bennet		0	0.00%	0	0.00%	0	0.00%
Joseph R. Biden		332	42.19%	0	0.00%	332	42.19%
Michael Bloomberg		67	8.51%	0	0.00%	67	8.51%
Cory Booker		1	0.13%	0	0.00%	1	0.13%
Pete Buttigieg		35	4.45%	0	0.00%	35	4.45%
John Delaney		0	0.00%	0	0.00%	0	0.00%
Tulsi Gabbard		7	0.89%	0	0.00%	7	0.89%
Amy Klobuchar		30	3.81%	0	0.00%	30	3.81%
Deval Patrick		0	0.00%	0	0.00%	0	0.00%
Bernie Sanders		233	29.61%	0	0.00%	233	29.61%
Tom Steyer		2	0.25%	0	0.00%	2	0.25%
Elizabeth Warren		76	9.66%	0	0.00%	76	9.66%
Andrew Yang		3	0.38%	0	0.00%	3	0.38%
Uncommitted Delegates		1	0.13%	0	0.00%	1	0.13%
Cast Votes:		787	100.00%	0	0.00%	787	100.00%
Undervotes:		0		0		0	
Overvotes:		0		0		0	
Invalid Votes:		0		0		0	
Rejected write-in votes:		0		0		0	
Unresolved write-in votes:		0		0		0	

President of the United States - Republican Party

Choice	Party	Absentee Voting		Election Day Voting		Total	
Donald J. Trump		229	100.00%	0	0.00%	229	100.00%
Cast Votes:		229	100.00%	0	0.00%	229	100.00%
Undervotes:		0		0		0	
Overvotes:		0		0		0	
Invalid Votes:		0		0		0	
Rejected write-in votes:		0		0		0	
Unresolved write-in votes:		6		0		6	

Precinct Results Report

2020 Presidential Primary

Run Time 12:34 PM
Run Date 03/20/2020

Island County, WA

2020 Presidential Primary

3/10/2020

Page 8

Official Results

Registered Voters

32434 of 60096 = 53.97%

Precincts Reporting

48 of 48 = 100.00%

161

966 of 1,414 registered voters = 68.32%

President of the United States - Democratic Party

Choice	Party	Absentee Voting		Election Day Voting		Total	
Michael Bennet		1	0.14%	0	0.00%	1	0.14%
Joseph R. Biden		333	45.18%	0	0.00%	333	45.18%
Michael Bloomberg		63	8.55%	0	0.00%	63	8.55%
Cory Booker		0	0.00%	0	0.00%	0	0.00%
Pete Buttigieg		37	5.02%	0	0.00%	37	5.02%
John Delaney		0	0.00%	0	0.00%	0	0.00%
Tulsi Gabbard		4	0.54%	0	0.00%	4	0.54%
Amy Klobuchar		22	2.99%	0	0.00%	22	2.99%
Deval Patrick		0	0.00%	0	0.00%	0	0.00%
Bernie Sanders		182	24.69%	0	0.00%	182	24.69%
Tom Steyer		1	0.14%	0	0.00%	1	0.14%
Elizabeth Warren		91	12.35%	0	0.00%	91	12.35%
Andrew Yang		1	0.14%	0	0.00%	1	0.14%
Uncommitted Delegates		2	0.27%	0	0.00%	2	0.27%
Cast Votes:		737	100.00%	0	0.00%	737	100.00%
Undervotes:		0		0		0	
Overvotes:		2		0		2	
Invalid Votes:		0		0		0	
Rejected write-in votes:		0		0		0	
Unresolved write-in votes:		0		0		0	

President of the United States - Republican Party

Choice	Party	Absentee Voting		Election Day Voting		Total	
Donald J. Trump		220	100.00%	0	0.00%	220	100.00%
Cast Votes:		220	100.00%	0	0.00%	220	100.00%
Undervotes:		0		0		0	
Overvotes:		0		0		0	
Invalid Votes:		0		0		0	
Rejected write-in votes:		0		0		0	
Unresolved write-in votes:		7		0		7	

Precinct Results Report

2020 Presidential Primary

Run Time 12:34 PM
Run Date 03/20/2020**Island County, WA**

2020 Presidential Primary

3/10/2020

Page 9

Official Results**Registered Voters**

32434 of 60096 = 53.97%

Precincts Reporting

48 of 48 = 100.00%

162

934 of 1,515 registered voters = 61.65%

President of the United States - Democratic Party

Choice	Party	Absentee Voting		Election Day Voting		Total	
Michael Bennet		0	0.00%	0	0.00%	0	0.00%
Joseph R. Biden		284	39.72%	0	0.00%	284	39.72%
Michael Bloomberg		66	9.23%	0	0.00%	66	9.23%
Cory Booker		1	0.14%	0	0.00%	1	0.14%
Pete Buttigieg		24	3.36%	0	0.00%	24	3.36%
John Delaney		0	0.00%	0	0.00%	0	0.00%
Tulsi Gabbard		4	0.56%	0	0.00%	4	0.56%
Amy Klobuchar		26	3.64%	0	0.00%	26	3.64%
Deval Patrick		0	0.00%	0	0.00%	0	0.00%
Bernie Sanders		225	31.47%	0	0.00%	225	31.47%
Tom Steyer		1	0.14%	0	0.00%	1	0.14%
Elizabeth Warren		81	11.33%	0	0.00%	81	11.33%
Andrew Yang		1	0.14%	0	0.00%	1	0.14%
Uncommitted Delegates		2	0.28%	0	0.00%	2	0.28%
Cast Votes:		715	100.00%	0	0.00%	715	100.00%
Undervotes:		0		0		0	
Overvotes:		1		0		1	
Invalid Votes:		0		0		0	
Rejected write-in votes:		0		0		0	
Unresolved write-in votes:		0		0		0	

President of the United States - Republican Party

Choice	Party	Absentee Voting		Election Day Voting		Total	
Donald J. Trump		214	100.00%	0	0.00%	214	100.00%
Cast Votes:		214	100.00%	0	0.00%	214	100.00%
Undervotes:		0		0		0	
Overvotes:		0		0		0	
Invalid Votes:		0		0		0	
Rejected write-in votes:		0		0		0	
Unresolved write-in votes:		4		0		4	

Precinct Results Report

2020 Presidential Primary

Run Time 12:34 PM
Run Date 03/20/2020

Island County, WA

2020 Presidential Primary

3/10/2020

Page 10

Official Results

Registered Voters

32434 of 60096 = 53.97%

Precincts Reporting

48 of 48 = 100.00%

163

885 of 1,345 registered voters = 65.80%

President of the United States - Democratic Party

Choice	Party	Absentee Voting		Election Day Voting		Total	
Michael Bennet		0	0.00%	0	0.00%	0	0.00%
Joseph R. Biden		323	44.55%	0	0.00%	323	44.55%
Michael Bloomberg		34	4.69%	0	0.00%	34	4.69%
Cory Booker		0	0.00%	0	0.00%	0	0.00%
Pete Buttigieg		29	4.00%	0	0.00%	29	4.00%
John Delaney		0	0.00%	0	0.00%	0	0.00%
Tulsi Gabbard		10	1.38%	0	0.00%	10	1.38%
Amy Klobuchar		24	3.31%	0	0.00%	24	3.31%
Deval Patrick		0	0.00%	0	0.00%	0	0.00%
Bernie Sanders		205	28.28%	0	0.00%	205	28.28%
Tom Steyer		1	0.14%	0	0.00%	1	0.14%
Elizabeth Warren		92	12.69%	0	0.00%	92	12.69%
Andrew Yang		2	0.28%	0	0.00%	2	0.28%
Uncommitted Delegates		5	0.69%	0	0.00%	5	0.69%
Cast Votes:		725	100.00%	0	0.00%	725	100.00%
Undervotes:		0		0		0	
Overvotes:		0		0		0	
Invalid Votes:		0		0		0	
Rejected write-in votes:		0		0		0	
Unresolved write-in votes:		0		0		0	

President of the United States - Republican Party

Choice	Party	Absentee Voting		Election Day Voting		Total	
Donald J. Trump		155	100.00%	0	0.00%	155	100.00%
Cast Votes:		155	100.00%	0	0.00%	155	100.00%
Undervotes:		0		0		0	
Overvotes:		0		0		0	
Invalid Votes:		0		0		0	
Rejected write-in votes:		0		0		0	
Unresolved write-in votes:		5		0		5	

Precinct Results Report

2020 Presidential Primary

Run Time 12:34 PM
Run Date 03/20/2020

Island County, WA

2020 Presidential Primary

3/10/2020

Page 11

Official Results

Registered Voters

32434 of 60096 = 53.97%

Precincts Reporting

48 of 48 = 100.00%

164

996 of 1,508 registered voters = 66.05%

President of the United States - Democratic Party

Choice	Party	Absentee Voting		Election Day Voting		Total	
Michael Bennet		0	0.00%	0	0.00%	0	0.00%
Joseph R. Biden		291	36.28%	0	0.00%	291	36.28%
Michael Bloomberg		41	5.11%	0	0.00%	41	5.11%
Cory Booker		1	0.12%	0	0.00%	1	0.12%
Pete Buttigieg		33	4.11%	0	0.00%	33	4.11%
John Delaney		0	0.00%	0	0.00%	0	0.00%
Tulsi Gabbard		9	1.12%	0	0.00%	9	1.12%
Amy Klobuchar		16	2.00%	0	0.00%	16	2.00%
Deval Patrick		0	0.00%	0	0.00%	0	0.00%
Bernie Sanders		298	37.16%	0	0.00%	298	37.16%
Tom Steyer		2	0.25%	0	0.00%	2	0.25%
Elizabeth Warren		106	13.22%	0	0.00%	106	13.22%
Andrew Yang		3	0.37%	0	0.00%	3	0.37%
Uncommitted Delegates		2	0.25%	0	0.00%	2	0.25%
Cast Votes:		802	100.00%	0	0.00%	802	100.00%
Undervotes:		0		0		0	
Overvotes:		0		0		0	
Invalid Votes:		0		0		0	
Rejected write-in votes:		0		0		0	
Unresolved write-in votes:		2		0		2	

President of the United States - Republican Party

Choice	Party	Absentee Voting		Election Day Voting		Total	
Donald J. Trump		185	100.00%	0	0.00%	185	100.00%
Cast Votes:		185	100.00%	0	0.00%	185	100.00%
Undervotes:		0		0		0	
Overvotes:		0		0		0	
Invalid Votes:		0		0		0	
Rejected write-in votes:		0		0		0	
Unresolved write-in votes:		7		0		7	

Precinct Results Report

2020 Presidential Primary

Run Time 12:34 PM
Run Date 03/20/2020**Island County, WA**

2020 Presidential Primary

3/10/2020

Page 12

Official Results**Registered Voters**

32434 of 60096 = 53.97%

Precincts Reporting

48 of 48 = 100.00%

165

962 of 1,515 registered voters = 63.50%

President of the United States - Democratic Party

Choice	Party	Absentee Voting		Election Day Voting		Total	
Michael Bennet		0	0.00%	0	0.00%	0	0.00%
Joseph R. Biden		339	45.08%	0	0.00%	339	45.08%
Michael Bloomberg		75	9.97%	0	0.00%	75	9.97%
Cory Booker		0	0.00%	0	0.00%	0	0.00%
Pete Buttigieg		36	4.79%	0	0.00%	36	4.79%
John Delaney		0	0.00%	0	0.00%	0	0.00%
Tulsi Gabbard		2	0.27%	0	0.00%	2	0.27%
Amy Klobuchar		35	4.65%	0	0.00%	35	4.65%
Deval Patrick		0	0.00%	0	0.00%	0	0.00%
Bernie Sanders		183	24.34%	0	0.00%	183	24.34%
Tom Steyer		2	0.27%	0	0.00%	2	0.27%
Elizabeth Warren		77	10.24%	0	0.00%	77	10.24%
Andrew Yang		0	0.00%	0	0.00%	0	0.00%
Uncommitted Delegates		3	0.40%	0	0.00%	3	0.40%
Cast Votes:		752	100.00%	0	0.00%	752	100.00%
Undervotes:		0		0		0	
Overvotes:		0		0		0	
Invalid Votes:		0		0		0	
Rejected write-in votes:		0		0		0	
Unresolved write-in votes:		0		0		0	

President of the United States - Republican Party

Choice	Party	Absentee Voting		Election Day Voting		Total	
Donald J. Trump		207	100.00%	0	0.00%	207	100.00%
Cast Votes:		207	100.00%	0	0.00%	207	100.00%
Undervotes:		0		0		0	
Overvotes:		0		0		0	
Invalid Votes:		0		0		0	
Rejected write-in votes:		0		0		0	
Unresolved write-in votes:		3		0		3	

Precinct Results Report

2020 Presidential Primary

Run Time 12:34 PM
Run Date 03/20/2020

Island County, WA

2020 Presidential Primary

3/10/2020

Page 13

Official Results

Registered Voters

32434 of 60096 = 53.97%

Precincts Reporting

48 of 48 = 100.00%

166

740 of 1,000 registered voters = 74.00%

President of the United States - Democratic Party

Choice	Party	Absentee Voting		Election Day Voting		Total	
Michael Bennet		0	0.00%	0	0.00%	0	0.00%
Joseph R. Biden		242	35.69%	0	0.00%	242	35.69%
Michael Bloomberg		28	4.13%	0	0.00%	28	4.13%
Cory Booker		1	0.15%	0	0.00%	1	0.15%
Pete Buttigieg		26	3.83%	0	0.00%	26	3.83%
John Delaney		0	0.00%	0	0.00%	0	0.00%
Tulsi Gabbard		4	0.59%	0	0.00%	4	0.59%
Amy Klobuchar		25	3.69%	0	0.00%	25	3.69%
Deval Patrick		1	0.15%	0	0.00%	1	0.15%
Bernie Sanders		233	34.37%	0	0.00%	233	34.37%
Tom Steyer		0	0.00%	0	0.00%	0	0.00%
Elizabeth Warren		115	16.96%	0	0.00%	115	16.96%
Andrew Yang		0	0.00%	0	0.00%	0	0.00%
Uncommitted Delegates		3	0.44%	0	0.00%	3	0.44%
Cast Votes:		678	100.00%	0	0.00%	678	100.00%
Undervotes:		0		0		0	
Overvotes:		0		0		0	
Invalid Votes:		0		0		0	
Rejected write-in votes:		0		0		0	
Unresolved write-in votes:		0		0		0	

President of the United States - Republican Party

Choice	Party	Absentee Voting		Election Day Voting		Total	
Donald J. Trump		62	100.00%	0	0.00%	62	100.00%
Cast Votes:		62	100.00%	0	0.00%	62	100.00%
Undervotes:		0		0		0	
Overvotes:		0		0		0	
Invalid Votes:		0		0		0	
Rejected write-in votes:		0		0		0	
Unresolved write-in votes:		0		0		0	

Precinct Results Report

2020 Presidential Primary

Run Time 12:34 PM
Run Date 03/20/2020

Island County, WA

2020 Presidential Primary

3/10/2020

Page 14

Official Results

Registered Voters

32434 of 60096 = 53.97%

Precincts Reporting

48 of 48 = 100.00%

167

845 of 1,336 registered voters = 63.25%

President of the United States - Democratic Party

Choice	Party	Absentee Voting		Election Day Voting		Total	
Michael Bennet		0	0.00%	0	0.00%	0	0.00%
Joseph R. Biden		282	41.72%	0	0.00%	282	41.72%
Michael Bloomberg		41	6.07%	0	0.00%	41	6.07%
Cory Booker		0	0.00%	0	0.00%	0	0.00%
Pete Buttigieg		25	3.70%	0	0.00%	25	3.70%
John Delaney		1	0.15%	0	0.00%	1	0.15%
Tulsi Gabbard		8	1.18%	0	0.00%	8	1.18%
Amy Klobuchar		22	3.25%	0	0.00%	22	3.25%
Deval Patrick		2	0.30%	0	0.00%	2	0.30%
Bernie Sanders		208	30.77%	0	0.00%	208	30.77%
Tom Steyer		0	0.00%	0	0.00%	0	0.00%
Elizabeth Warren		86	12.72%	0	0.00%	86	12.72%
Andrew Yang		0	0.00%	0	0.00%	0	0.00%
Uncommitted Delegates		1	0.15%	0	0.00%	1	0.15%
Cast Votes:		676	100.00%	0	0.00%	676	100.00%
Undervotes:		0		0		0	
Overvotes:		0		0		0	
Invalid Votes:		0		0		0	
Rejected write-in votes:		0		0		0	
Unresolved write-in votes:		0		0		0	

President of the United States - Republican Party

Choice	Party	Absentee Voting		Election Day Voting		Total	
Donald J. Trump		166	100.00%	0	0.00%	166	100.00%
Cast Votes:		166	100.00%	0	0.00%	166	100.00%
Undervotes:		0		0		0	
Overvotes:		0		0		0	
Invalid Votes:		0		0		0	
Rejected write-in votes:		0		0		0	
Unresolved write-in votes:		3		0		3	

Precinct Results Report

2020 Presidential Primary

Run Time 12:34 PM
Run Date 03/20/2020

Island County, WA

2020 Presidential Primary

3/10/2020

Page 15

Official Results

Registered Voters
32434 of 60096 = 53.97%

Precincts Reporting
48 of 48 = 100.00%

168

960 of 1,483 registered voters = 64.73%

President of the United States - Democratic Party

Choice	Party	Absentee Voting		Election Day Voting		Total	
Michael Bennet		0	0.00%	0	0.00%	0	0.00%
Joseph R. Biden		263	32.96%	0	0.00%	263	32.96%
Michael Bloomberg		36	4.51%	0	0.00%	36	4.51%
Cory Booker		0	0.00%	0	0.00%	0	0.00%
Pete Buttigieg		30	3.76%	0	0.00%	30	3.76%
John Delaney		0	0.00%	0	0.00%	0	0.00%
Tulsi Gabbard		7	0.88%	0	0.00%	7	0.88%
Amy Klobuchar		24	3.01%	0	0.00%	24	3.01%
Deval Patrick		0	0.00%	0	0.00%	0	0.00%
Bernie Sanders		325	40.73%	0	0.00%	325	40.73%
Tom Steyer		2	0.25%	0	0.00%	2	0.25%
Elizabeth Warren		107	13.41%	0	0.00%	107	13.41%
Andrew Yang		0	0.00%	0	0.00%	0	0.00%
Uncommitted Delegates		4	0.50%	0	0.00%	4	0.50%
Cast Votes:		798	100.00%	0	0.00%	798	100.00%
Undervotes:		0		0		0	
Overvotes:		0		0		0	
Invalid Votes:		0		0		0	
Rejected write-in votes:		0		0		0	
Unresolved write-in votes:		0		0		0	

President of the United States - Republican Party

Choice	Party	Absentee Voting		Election Day Voting		Total	
Donald J. Trump		159	100.00%	0	0.00%	159	100.00%
Cast Votes:		159	100.00%	0	0.00%	159	100.00%
Undervotes:		0		0		0	
Overvotes:		0		0		0	
Invalid Votes:		0		0		0	
Rejected write-in votes:		0		0		0	
Unresolved write-in votes:		3		0		3	

Precinct Results Report

2020 Presidential Primary

Run Time 12:34 PM
Run Date 03/20/2020

Island County, WA

2020 Presidential Primary

3/10/2020

Page 16

Official Results

Registered Voters

32434 of 60096 = 53.97%

Precincts Reporting

48 of 48 = 100.00%

169

857 of 1,425 registered voters = 60.14%

President of the United States - Democratic Party

Choice	Party	Absentee Voting		Election Day Voting		Total	
Michael Bennet		1	0.16%	0	0.00%	1	0.16%
Joseph R. Biden		228	36.48%	0	0.00%	228	36.48%
Michael Bloomberg		42	6.72%	0	0.00%	42	6.72%
Cory Booker		0	0.00%	0	0.00%	0	0.00%
Pete Buttigieg		25	4.00%	0	0.00%	25	4.00%
John Delaney		0	0.00%	0	0.00%	0	0.00%
Tulsi Gabbard		6	0.96%	0	0.00%	6	0.96%
Amy Klobuchar		18	2.88%	0	0.00%	18	2.88%
Deval Patrick		0	0.00%	0	0.00%	0	0.00%
Bernie Sanders		241	38.56%	0	0.00%	241	38.56%
Tom Steyer		1	0.16%	0	0.00%	1	0.16%
Elizabeth Warren		57	9.12%	0	0.00%	57	9.12%
Andrew Yang		1	0.16%	0	0.00%	1	0.16%
Uncommitted Delegates		5	0.80%	0	0.00%	5	0.80%
Cast Votes:		625	100.00%	0	0.00%	625	100.00%
Undervotes:		0		0		0	
Overvotes:		0		0		0	
Invalid Votes:		0		0		0	
Rejected write-in votes:		0		0		0	
Unresolved write-in votes:		0		0		0	

President of the United States - Republican Party

Choice	Party	Absentee Voting		Election Day Voting		Total	
Donald J. Trump		225	100.00%	0	0.00%	225	100.00%
Cast Votes:		225	100.00%	0	0.00%	225	100.00%
Undervotes:		0		0		0	
Overvotes:		0		0		0	
Invalid Votes:		0		0		0	
Rejected write-in votes:		0		0		0	
Unresolved write-in votes:		7		0		7	

Precinct Results Report

2020 Presidential Primary

Run Time 12:34 PM
Run Date 03/20/2020

Island County, WA

2020 Presidential Primary

3/10/2020

Page 17

Official Results

Registered Voters

32434 of 60096 = 53.97%

Precincts Reporting

48 of 48 = 100.00%

170

946 of 1,467 registered voters = 64.49%

President of the United States - Democratic Party

Choice	Party	Absentee Voting		Election Day Voting		Total	
Michael Bennet		0	0.00%	0	0.00%	0	0.00%
Joseph R. Biden		275	37.11%	0	0.00%	275	37.11%
Michael Bloomberg		54	7.29%	0	0.00%	54	7.29%
Cory Booker		0	0.00%	0	0.00%	0	0.00%
Pete Buttigieg		40	5.40%	0	0.00%	40	5.40%
John Delaney		0	0.00%	0	0.00%	0	0.00%
Tulsi Gabbard		8	1.08%	0	0.00%	8	1.08%
Amy Klobuchar		21	2.83%	0	0.00%	21	2.83%
Deval Patrick		1	0.13%	0	0.00%	1	0.13%
Bernie Sanders		262	35.36%	0	0.00%	262	35.36%
Tom Steyer		3	0.40%	0	0.00%	3	0.40%
Elizabeth Warren		74	9.99%	0	0.00%	74	9.99%
Andrew Yang		2	0.27%	0	0.00%	2	0.27%
Uncommitted Delegates		1	0.13%	0	0.00%	1	0.13%
Cast Votes:		741	100.00%	0	0.00%	741	100.00%
Undervotes:		0		0		0	
Overvotes:		0		0		0	
Invalid Votes:		0		0		0	
Rejected write-in votes:		0		0		0	
Unresolved write-in votes:		0		0		0	

President of the United States - Republican Party

Choice	Party	Absentee Voting		Election Day Voting		Total	
Donald J. Trump		193	100.00%	0	0.00%	193	100.00%
Cast Votes:		193	100.00%	0	0.00%	193	100.00%
Undervotes:		0		0		0	
Overvotes:		0		0		0	
Invalid Votes:		0		0		0	
Rejected write-in votes:		0		0		0	
Unresolved write-in votes:		12		0		12	

Precinct Results Report

2020 Presidential Primary

Run Time 12:34 PM
Run Date 03/20/2020

Island County, WA

2020 Presidential Primary

3/10/2020

Page 18

Official Results

Registered Voters

32434 of 60096 = 53.97%

Precincts Reporting

48 of 48 = 100.00%

201

665 of 1,494 registered voters = 44.51%

President of the United States - Democratic Party

Choice	Party	Absentee Voting		Election Day Voting		Total	
Michael Bennet		1	0.27%	0	0.00%	1	0.27%
Joseph R. Biden		145	38.67%	0	0.00%	145	38.67%
Michael Bloomberg		44	11.73%	0	0.00%	44	11.73%
Cory Booker		0	0.00%	0	0.00%	0	0.00%
Pete Buttigieg		35	9.33%	0	0.00%	35	9.33%
John Delaney		0	0.00%	0	0.00%	0	0.00%
Tulsi Gabbard		12	3.20%	0	0.00%	12	3.20%
Amy Klobuchar		15	4.00%	0	0.00%	15	4.00%
Deval Patrick		0	0.00%	0	0.00%	0	0.00%
Bernie Sanders		88	23.47%	0	0.00%	88	23.47%
Tom Steyer		2	0.53%	0	0.00%	2	0.53%
Elizabeth Warren		31	8.27%	0	0.00%	31	8.27%
Andrew Yang		2	0.53%	0	0.00%	2	0.53%
Uncommitted Delegates		0	0.00%	0	0.00%	0	0.00%
Cast Votes:		375	100.00%	0	0.00%	375	100.00%
Undervotes:		0		0		0	
Overvotes:		0		0		0	
Invalid Votes:		0		0		0	
Rejected write-in votes:		0		0		0	
Unresolved write-in votes:		0		0		0	

President of the United States - Republican Party

Choice	Party	Absentee Voting		Election Day Voting		Total	
Donald J. Trump		277	100.00%	0	0.00%	277	100.00%
Cast Votes:		277	100.00%	0	0.00%	277	100.00%
Undervotes:		0		0		0	
Overvotes:		1		0		1	
Invalid Votes:		0		0		0	
Rejected write-in votes:		0		0		0	
Unresolved write-in votes:		12		0		12	

Precinct Results Report

2020 Presidential Primary

Run Time 12:34 PM
Run Date 03/20/2020

Island County, WA

2020 Presidential Primary

3/10/2020

Page 19

Official Results

Registered Voters
32434 of 60096 = 53.97%

Precincts Reporting
48 of 48 = 100.00%

202

502 of 1,162 registered voters = 43.20%

President of the United States - Democratic Party

Choice	Party	Absentee Voting		Election Day Voting		Total	
Michael Bennet		2	0.87%	0	0.00%	2	0.87%
Joseph R. Biden		74	32.17%	0	0.00%	74	32.17%
Michael Bloomberg		13	5.65%	0	0.00%	13	5.65%
Cory Booker		0	0.00%	0	0.00%	0	0.00%
Pete Buttigieg		25	10.87%	0	0.00%	25	10.87%
John Delaney		0	0.00%	0	0.00%	0	0.00%
Tulsi Gabbard		5	2.17%	0	0.00%	5	2.17%
Amy Klobuchar		6	2.61%	0	0.00%	6	2.61%
Deval Patrick		0	0.00%	0	0.00%	0	0.00%
Bernie Sanders		85	36.96%	0	0.00%	85	36.96%
Tom Steyer		0	0.00%	0	0.00%	0	0.00%
Elizabeth Warren		17	7.39%	0	0.00%	17	7.39%
Andrew Yang		2	0.87%	0	0.00%	2	0.87%
Uncommitted Delegates		1	0.43%	0	0.00%	1	0.43%
Cast Votes:		230	100.00%	0	0.00%	230	100.00%
Undervotes:		0		0		0	
Overvotes:		0		0		0	
Invalid Votes:		0		0		0	
Rejected write-in votes:		0		0		0	
Unresolved write-in votes:		0		0		0	

President of the United States - Republican Party

Choice	Party	Absentee Voting		Election Day Voting		Total	
Donald J. Trump		267	100.00%	0	0.00%	267	100.00%
Cast Votes:		267	100.00%	0	0.00%	267	100.00%
Undervotes:		0		0		0	
Overvotes:		0		0		0	
Invalid Votes:		0		0		0	
Rejected write-in votes:		0		0		0	
Unresolved write-in votes:		5		0		5	

Precinct Results Report

2020 Presidential Primary

Run Time 12:34 PM
Run Date 03/20/2020

Island County, WA

2020 Presidential Primary

3/10/2020

Page 20

Official Results

Registered Voters

32434 of 60096 = 53.97%

Precincts Reporting

48 of 48 = 100.00%

203

613 of 1,373 registered voters = 44.65%

President of the United States - Democratic Party

Choice	Party	Absentee Voting		Election Day Voting		Total	
Michael Bennet		2	0.59%	0	0.00%	2	0.59%
Joseph R. Biden		98	28.82%	0	0.00%	98	28.82%
Michael Bloomberg		30	8.82%	0	0.00%	30	8.82%
Cory Booker		1	0.29%	0	0.00%	1	0.29%
Pete Buttigieg		19	5.59%	0	0.00%	19	5.59%
John Delaney		0	0.00%	0	0.00%	0	0.00%
Tulsi Gabbard		5	1.47%	0	0.00%	5	1.47%
Amy Klobuchar		18	5.29%	0	0.00%	18	5.29%
Deval Patrick		0	0.00%	0	0.00%	0	0.00%
Bernie Sanders		120	35.29%	0	0.00%	120	35.29%
Tom Steyer		2	0.59%	0	0.00%	2	0.59%
Elizabeth Warren		42	12.35%	0	0.00%	42	12.35%
Andrew Yang		2	0.59%	0	0.00%	2	0.59%
Uncommitted Delegates		1	0.29%	0	0.00%	1	0.29%
Cast Votes:		340	100.00%	0	0.00%	340	100.00%
Undervotes:		0		0		0	
Overvotes:		0		0		0	
Invalid Votes:		0		0		0	
Rejected write-in votes:		0		0		0	
Unresolved write-in votes:		0		0		0	

President of the United States - Republican Party

Choice	Party	Absentee Voting		Election Day Voting		Total	
Donald J. Trump		269	100.00%	0	0.00%	269	100.00%
Cast Votes:		269	100.00%	0	0.00%	269	100.00%
Undervotes:		0		0		0	
Overvotes:		0		0		0	
Invalid Votes:		0		0		0	
Rejected write-in votes:		0		0		0	
Unresolved write-in votes:		4		0		4	

Precinct Results Report

2020 Presidential Primary

Run Time 12:34 PM
Run Date 03/20/2020

Island County, WA

2020 Presidential Primary

3/10/2020

Page 21

Official Results

Registered Voters

32434 of 60096 = 53.97%

Precincts Reporting

48 of 48 = 100.00%

204

624 of 1,652 registered voters = 37.77%

President of the United States - Democratic Party

Choice	Party	Absentee Voting		Election Day Voting		Total	
Michael Bennet		0	0.00%	0	0.00%	0	0.00%
Joseph R. Biden		113	32.94%	0	0.00%	113	32.94%
Michael Bloomberg		39	11.37%	0	0.00%	39	11.37%
Cory Booker		0	0.00%	0	0.00%	0	0.00%
Pete Buttigieg		21	6.12%	0	0.00%	21	6.12%
John Delaney		1	0.29%	0	0.00%	1	0.29%
Tulsi Gabbard		5	1.46%	0	0.00%	5	1.46%
Amy Klobuchar		5	1.46%	0	0.00%	5	1.46%
Deval Patrick		0	0.00%	0	0.00%	0	0.00%
Bernie Sanders		125	36.44%	0	0.00%	125	36.44%
Tom Steyer		5	1.46%	0	0.00%	5	1.46%
Elizabeth Warren		21	6.12%	0	0.00%	21	6.12%
Andrew Yang		7	2.04%	0	0.00%	7	2.04%
Uncommitted Delegates		1	0.29%	0	0.00%	1	0.29%
Cast Votes:		343	100.00%	0	0.00%	343	100.00%
Undervotes:		0		0		0	
Overvotes:		0		0		0	
Invalid Votes:		0		0		0	
Rejected write-in votes:		0		0		0	
Unresolved write-in votes:		1		0		1	

President of the United States - Republican Party

Choice	Party	Absentee Voting		Election Day Voting		Total	
Donald J. Trump		277	100.00%	0	0.00%	277	100.00%
Cast Votes:		277	100.00%	0	0.00%	277	100.00%
Undervotes:		0		0		0	
Overvotes:		0		0		0	
Invalid Votes:		0		0		0	
Rejected write-in votes:		0		0		0	
Unresolved write-in votes:		3		0		3	

Precinct Results Report

2020 Presidential Primary

Run Time 12:34 PM
Run Date 03/20/2020**Island County, WA**

2020 Presidential Primary

3/10/2020

Page 22

Official Results**Registered Voters**

32434 of 60096 = 53.97%

Precincts Reporting

48 of 48 = 100.00%

205

556 of 1,218 registered voters = 45.65%

President of the United States - Democratic Party

Choice	Party	Absentee Voting		Election Day Voting		Total	
Michael Bennet		2	0.74%	0	0.00%	2	0.74%
Joseph R. Biden		101	37.27%	0	0.00%	101	37.27%
Michael Bloomberg		21	7.75%	0	0.00%	21	7.75%
Cory Booker		0	0.00%	0	0.00%	0	0.00%
Pete Buttigieg		21	7.75%	0	0.00%	21	7.75%
John Delaney		0	0.00%	0	0.00%	0	0.00%
Tulsi Gabbard		4	1.48%	0	0.00%	4	1.48%
Amy Klobuchar		13	4.80%	0	0.00%	13	4.80%
Deval Patrick		0	0.00%	0	0.00%	0	0.00%
Bernie Sanders		75	27.68%	0	0.00%	75	27.68%
Tom Steyer		0	0.00%	0	0.00%	0	0.00%
Elizabeth Warren		30	11.07%	0	0.00%	30	11.07%
Andrew Yang		1	0.37%	0	0.00%	1	0.37%
Uncommitted Delegates		3	1.11%	0	0.00%	3	1.11%
Cast Votes:		271	100.00%	0	0.00%	271	100.00%
Undervotes:		0		0		0	
Overvotes:		0		0		0	
Invalid Votes:		0		0		0	
Rejected write-in votes:		0		0		0	
Unresolved write-in votes:		0		0		0	

President of the United States - Republican Party

Choice	Party	Absentee Voting		Election Day Voting		Total	
Donald J. Trump		277	100.00%	0	0.00%	277	100.00%
Cast Votes:		277	100.00%	0	0.00%	277	100.00%
Undervotes:		0		0		0	
Overvotes:		0		0		0	
Invalid Votes:		0		0		0	
Rejected write-in votes:		0		0		0	
Unresolved write-in votes:		8		0		8	

Precinct Results Report

2020 Presidential Primary

Run Time 12:34 PM
Run Date 03/20/2020

Island County, WA

2020 Presidential Primary

3/10/2020

Page 23

Official Results

Registered Voters

32434 of 60096 = 53.97%

Precincts Reporting

48 of 48 = 100.00%

206

541 of 1,458 registered voters = 37.11%

President of the United States - Democratic Party

Choice	Party	Absentee Voting		Election Day Voting		Total	
Michael Bennet		0	0.00%	0	0.00%	0	0.00%
Joseph R. Biden		107	32.23%	0	0.00%	107	32.23%
Michael Bloomberg		50	15.06%	0	0.00%	50	15.06%
Cory Booker		0	0.00%	0	0.00%	0	0.00%
Pete Buttigieg		11	3.31%	0	0.00%	11	3.31%
John Delaney		1	0.30%	0	0.00%	1	0.30%
Tulsi Gabbard		4	1.20%	0	0.00%	4	1.20%
Amy Klobuchar		7	2.11%	0	0.00%	7	2.11%
Deval Patrick		2	0.60%	0	0.00%	2	0.60%
Bernie Sanders		123	37.05%	0	0.00%	123	37.05%
Tom Steyer		2	0.60%	0	0.00%	2	0.60%
Elizabeth Warren		22	6.63%	0	0.00%	22	6.63%
Andrew Yang		2	0.60%	0	0.00%	2	0.60%
Uncommitted Delegates		1	0.30%	0	0.00%	1	0.30%
Cast Votes:		332	100.00%	0	0.00%	332	100.00%
Undervotes:		0		0		0	
Overvotes:		1		0		1	
Invalid Votes:		0		0		0	
Rejected write-in votes:		0		0		0	
Unresolved write-in votes:		1		0		1	

President of the United States - Republican Party

Choice	Party	Absentee Voting		Election Day Voting		Total	
Donald J. Trump		201	100.00%	0	0.00%	201	100.00%
Cast Votes:		201	100.00%	0	0.00%	201	100.00%
Undervotes:		0		0		0	
Overvotes:		0		0		0	
Invalid Votes:		0		0		0	
Rejected write-in votes:		0		0		0	
Unresolved write-in votes:		6		0		6	

Precinct Results Report

2020 Presidential Primary

Run Time 12:34 PM
Run Date 03/20/2020

Island County, WA

2020 Presidential Primary

3/10/2020

Page 24

Official Results

Registered Voters
32434 of 60096 = 53.97%

Precincts Reporting
48 of 48 = 100.00%

207

663 of 1,528 registered voters = 43.39%

President of the United States - Democratic Party

Choice	Party	Absentee Voting		Election Day Voting		Total	
Michael Bennet		1	0.25%	0	0.00%	1	0.25%
Joseph R. Biden		113	27.90%	0	0.00%	113	27.90%
Michael Bloomberg		56	13.83%	0	0.00%	56	13.83%
Cory Booker		0	0.00%	0	0.00%	0	0.00%
Pete Buttigieg		26	6.42%	0	0.00%	26	6.42%
John Delaney		0	0.00%	0	0.00%	0	0.00%
Tulsi Gabbard		6	1.48%	0	0.00%	6	1.48%
Amy Klobuchar		9	2.22%	0	0.00%	9	2.22%
Deval Patrick		0	0.00%	0	0.00%	0	0.00%
Bernie Sanders		151	37.28%	0	0.00%	151	37.28%
Tom Steyer		1	0.25%	0	0.00%	1	0.25%
Elizabeth Warren		37	9.14%	0	0.00%	37	9.14%
Andrew Yang		2	0.49%	0	0.00%	2	0.49%
Uncommitted Delegates		3	0.74%	0	0.00%	3	0.74%
Cast Votes:		405	100.00%	0	0.00%	405	100.00%
Undervotes:		0		0		0	
Overvotes:		0		0		0	
Invalid Votes:		0		0		0	
Rejected write-in votes:		0		0		0	
Unresolved write-in votes:		0		0		0	

President of the United States - Republican Party

Choice	Party	Absentee Voting		Election Day Voting		Total	
Donald J. Trump		254	100.00%	0	0.00%	254	100.00%
Cast Votes:		254	100.00%	0	0.00%	254	100.00%
Undervotes:		0		0		0	
Overvotes:		0		0		0	
Invalid Votes:		0		0		0	
Rejected write-in votes:		0		0		0	
Unresolved write-in votes:		4		0		4	

Precinct Results Report

2020 Presidential Primary

Run Time 12:34 PM
Run Date 03/20/2020

Island County, WA

2020 Presidential Primary

3/10/2020

Page 25

Official Results

Registered Voters

32434 of 60096 = 53.97%

Precincts Reporting

48 of 48 = 100.00%

208

541 of 1,289 registered voters = 41.97%

President of the United States - Democratic Party

Choice	Party	Absentee Voting		Election Day Voting		Total	
Michael Bennet		0	0.00%	0	0.00%	0	0.00%
Joseph R. Biden		90	31.69%	0	0.00%	90	31.69%
Michael Bloomberg		35	12.32%	0	0.00%	35	12.32%
Cory Booker		0	0.00%	0	0.00%	0	0.00%
Pete Buttigieg		16	5.63%	0	0.00%	16	5.63%
John Delaney		0	0.00%	0	0.00%	0	0.00%
Tulsi Gabbard		2	0.70%	0	0.00%	2	0.70%
Amy Klobuchar		10	3.52%	0	0.00%	10	3.52%
Deval Patrick		0	0.00%	0	0.00%	0	0.00%
Bernie Sanders		110	38.73%	0	0.00%	110	38.73%
Tom Steyer		2	0.70%	0	0.00%	2	0.70%
Elizabeth Warren		15	5.28%	0	0.00%	15	5.28%
Andrew Yang		1	0.35%	0	0.00%	1	0.35%
Uncommitted Delegates		3	1.06%	0	0.00%	3	1.06%
Cast Votes:		284	100.00%	0	0.00%	284	100.00%
Undervotes:		0		0		0	
Overvotes:		0		0		0	
Invalid Votes:		0		0		0	
Rejected write-in votes:		0		0		0	
Unresolved write-in votes:		0		0		0	

President of the United States - Republican Party

Choice	Party	Absentee Voting		Election Day Voting		Total	
Donald J. Trump		253	100.00%	0	0.00%	253	100.00%
Cast Votes:		253	100.00%	0	0.00%	253	100.00%
Undervotes:		0		0		0	
Overvotes:		0		0		0	
Invalid Votes:		0		0		0	
Rejected write-in votes:		0		0		0	
Unresolved write-in votes:		4		0		4	

Precinct Results Report

2020 Presidential Primary

Run Time 12:34 PM
Run Date 03/20/2020

Island County, WA

2020 Presidential Primary

3/10/2020

Page 26

Official Results

Registered Voters

32434 of 60096 = 53.97%

Precincts Reporting

48 of 48 = 100.00%

209

256 of 1,341 registered voters = 19.09%

President of the United States - Democratic Party

Choice	Party	Absentee Voting		Election Day Voting		Total	
Michael Bennet		0	0.00%	0	0.00%	0	0.00%
Joseph R. Biden		24	16.90%	0	0.00%	24	16.90%
Michael Bloomberg		8	5.63%	0	0.00%	8	5.63%
Cory Booker		0	0.00%	0	0.00%	0	0.00%
Pete Buttigieg		11	7.75%	0	0.00%	11	7.75%
John Delaney		0	0.00%	0	0.00%	0	0.00%
Tulsi Gabbard		2	1.41%	0	0.00%	2	1.41%
Amy Klobuchar		4	2.82%	0	0.00%	4	2.82%
Deval Patrick		0	0.00%	0	0.00%	0	0.00%
Bernie Sanders		83	58.45%	0	0.00%	83	58.45%
Tom Steyer		0	0.00%	0	0.00%	0	0.00%
Elizabeth Warren		9	6.34%	0	0.00%	9	6.34%
Andrew Yang		1	0.70%	0	0.00%	1	0.70%
Uncommitted Delegates		0	0.00%	0	0.00%	0	0.00%
Cast Votes:		142	100.00%	0	0.00%	142	100.00%
Undervotes:		0		0		0	
Overvotes:		0		0		0	
Invalid Votes:		0		0		0	
Rejected write-in votes:		0		0		0	
Unresolved write-in votes:		0		0		0	

President of the United States - Republican Party

Choice	Party	Absentee Voting		Election Day Voting		Total	
Donald J. Trump		112	100.00%	0	0.00%	112	100.00%
Cast Votes:		112	100.00%	0	0.00%	112	100.00%
Undervotes:		0		0		0	
Overvotes:		0		0		0	
Invalid Votes:		0		0		0	
Rejected write-in votes:		0		0		0	
Unresolved write-in votes:		2		0		2	

Precinct Results Report

2020 Presidential Primary

Run Time 12:34 PM
Run Date 03/20/2020

Island County, WA

2020 Presidential Primary

3/10/2020

Page 27

Official Results

Registered Voters

32434 of 60096 = 53.97%

Precincts Reporting

48 of 48 = 100.00%

251

332 of 634 registered voters = 52.37%

President of the United States - Democratic Party

Choice	Party	Absentee Voting		Election Day Voting		Total	
Michael Bennet		0	0.00%	0	0.00%	0	0.00%
Joseph R. Biden		83	52.53%	0	0.00%	83	52.53%
Michael Bloomberg		11	6.96%	0	0.00%	11	6.96%
Cory Booker		0	0.00%	0	0.00%	0	0.00%
Pete Buttigieg		7	4.43%	0	0.00%	7	4.43%
John Delaney		0	0.00%	0	0.00%	0	0.00%
Tulsi Gabbard		2	1.27%	0	0.00%	2	1.27%
Amy Klobuchar		5	3.16%	0	0.00%	5	3.16%
Deval Patrick		0	0.00%	0	0.00%	0	0.00%
Bernie Sanders		34	21.52%	0	0.00%	34	21.52%
Tom Steyer		0	0.00%	0	0.00%	0	0.00%
Elizabeth Warren		16	10.13%	0	0.00%	16	10.13%
Andrew Yang		0	0.00%	0	0.00%	0	0.00%
Uncommitted Delegates		0	0.00%	0	0.00%	0	0.00%
Cast Votes:		158	100.00%	0	0.00%	158	100.00%
Undervotes:		0		0		0	
Overvotes:		1		0		1	
Invalid Votes:		0		0		0	
Rejected write-in votes:		0		0		0	
Unresolved write-in votes:		0		0		0	

President of the United States - Republican Party

Choice	Party	Absentee Voting		Election Day Voting		Total	
Donald J. Trump		170	100.00%	0	0.00%	170	100.00%
Cast Votes:		170	100.00%	0	0.00%	170	100.00%
Undervotes:		0		0		0	
Overvotes:		0		0		0	
Invalid Votes:		0		0		0	
Rejected write-in votes:		0		0		0	
Unresolved write-in votes:		3		0		3	

Precinct Results Report

2020 Presidential Primary

Run Time 12:34 PM
Run Date 03/20/2020**Island County, WA**

2020 Presidential Primary

3/10/2020

Page 28

Official Results**Registered Voters**

32434 of 60096 = 53.97%

Precincts Reporting

48 of 48 = 100.00%

252

545 of 1,055 registered voters = 51.66%

President of the United States - Democratic Party

Choice	Party	Absentee Voting		Election Day Voting		Total	
Michael Bennet		0	0.00%	0	0.00%	0	0.00%
Joseph R. Biden		106	42.40%	0	0.00%	106	42.40%
Michael Bloomberg		16	6.40%	0	0.00%	16	6.40%
Cory Booker		0	0.00%	0	0.00%	0	0.00%
Pete Buttigieg		14	5.60%	0	0.00%	14	5.60%
John Delaney		1	0.40%	0	0.00%	1	0.40%
Tulsi Gabbard		2	0.80%	0	0.00%	2	0.80%
Amy Klobuchar		10	4.00%	0	0.00%	10	4.00%
Deval Patrick		0	0.00%	0	0.00%	0	0.00%
Bernie Sanders		74	29.60%	0	0.00%	74	29.60%
Tom Steyer		1	0.40%	0	0.00%	1	0.40%
Elizabeth Warren		24	9.60%	0	0.00%	24	9.60%
Andrew Yang		0	0.00%	0	0.00%	0	0.00%
Uncommitted Delegates		2	0.80%	0	0.00%	2	0.80%
Cast Votes:		250	100.00%	0	0.00%	250	100.00%
Undervotes:		0		0		0	
Overvotes:		0		0		0	
Invalid Votes:		0		0		0	
Rejected write-in votes:		0		0		0	
Unresolved write-in votes:		0		0		0	

President of the United States - Republican Party

Choice	Party	Absentee Voting		Election Day Voting		Total	
Donald J. Trump		293	100.00%	0	0.00%	293	100.00%
Cast Votes:		293	100.00%	0	0.00%	293	100.00%
Undervotes:		0		0		0	
Overvotes:		0		0		0	
Invalid Votes:		0		0		0	
Rejected write-in votes:		0		0		0	
Unresolved write-in votes:		2		0		2	

Precinct Results Report

2020 Presidential Primary

Run Time 12:34 PM
Run Date 03/20/2020

Island County, WA

2020 Presidential Primary

3/10/2020

Page 29

Official Results

Registered Voters

32434 of 60096 = 53.97%

Precincts Reporting

48 of 48 = 100.00%

253

445 of 782 registered voters = 56.91%

President of the United States - Democratic Party

Choice	Party	Absentee Voting		Election Day Voting		Total	
Michael Bennet		0	0.00%	0	0.00%	0	0.00%
Joseph R. Biden		109	49.32%	0	0.00%	109	49.32%
Michael Bloomberg		16	7.24%	0	0.00%	16	7.24%
Cory Booker		0	0.00%	0	0.00%	0	0.00%
Pete Buttigieg		11	4.98%	0	0.00%	11	4.98%
John Delaney		0	0.00%	0	0.00%	0	0.00%
Tulsi Gabbard		0	0.00%	0	0.00%	0	0.00%
Amy Klobuchar		6	2.71%	0	0.00%	6	2.71%
Deval Patrick		0	0.00%	0	0.00%	0	0.00%
Bernie Sanders		58	26.24%	0	0.00%	58	26.24%
Tom Steyer		0	0.00%	0	0.00%	0	0.00%
Elizabeth Warren		17	7.69%	0	0.00%	17	7.69%
Andrew Yang		0	0.00%	0	0.00%	0	0.00%
Uncommitted Delegates		4	1.81%	0	0.00%	4	1.81%
Cast Votes:		221	100.00%	0	0.00%	221	100.00%
Undervotes:		0		0		0	
Overvotes:		0		0		0	
Invalid Votes:		0		0		0	
Rejected write-in votes:		0		0		0	
Unresolved write-in votes:		0		0		0	

President of the United States - Republican Party

Choice	Party	Absentee Voting		Election Day Voting		Total	
Donald J. Trump		217	100.00%	0	0.00%	217	100.00%
Cast Votes:		217	100.00%	0	0.00%	217	100.00%
Undervotes:		0		0		0	
Overvotes:		0		0		0	
Invalid Votes:		0		0		0	
Rejected write-in votes:		0		0		0	
Unresolved write-in votes:		7		0		7	

Precinct Results Report

2020 Presidential Primary

Run Time 12:34 PM
Run Date 03/20/2020

Island County, WA

2020 Presidential Primary

3/10/2020

Page 30

Official Results

Registered Voters

32434 of 60096 = 53.97%

Precincts Reporting

48 of 48 = 100.00%

254

397 of 858 registered voters = 46.27%

President of the United States - Democratic Party

Choice	Party	Absentee Voting		Election Day Voting		Total	
Michael Bennet		0	0.00%	0	0.00%	0	0.00%
Joseph R. Biden		99	51.56%	0	0.00%	99	51.56%
Michael Bloomberg		12	6.25%	0	0.00%	12	6.25%
Cory Booker		0	0.00%	0	0.00%	0	0.00%
Pete Buttigieg		14	7.29%	0	0.00%	14	7.29%
John Delaney		0	0.00%	0	0.00%	0	0.00%
Tulsi Gabbard		3	1.56%	0	0.00%	3	1.56%
Amy Klobuchar		9	4.69%	0	0.00%	9	4.69%
Deval Patrick		0	0.00%	0	0.00%	0	0.00%
Bernie Sanders		35	18.23%	0	0.00%	35	18.23%
Tom Steyer		1	0.52%	0	0.00%	1	0.52%
Elizabeth Warren		13	6.77%	0	0.00%	13	6.77%
Andrew Yang		1	0.52%	0	0.00%	1	0.52%
Uncommitted Delegates		5	2.60%	0	0.00%	5	2.60%
Cast Votes:		192	100.00%	0	0.00%	192	100.00%
Undervotes:		0		0		0	
Overvotes:		0		0		0	
Invalid Votes:		0		0		0	
Rejected write-in votes:		0		0		0	
Unresolved write-in votes:		0		0		0	

President of the United States - Republican Party

Choice	Party	Absentee Voting		Election Day Voting		Total	
Donald J. Trump		199	100.00%	0	0.00%	199	100.00%
Cast Votes:		199	100.00%	0	0.00%	199	100.00%
Undervotes:		0		0		0	
Overvotes:		0		0		0	
Invalid Votes:		0		0		0	
Rejected write-in votes:		0		0		0	
Unresolved write-in votes:		6		0		6	

Precinct Results Report

2020 Presidential Primary

Run Time 12:34 PM
Run Date 03/20/2020

Island County, WA

2020 Presidential Primary

3/10/2020

Page 31

Official Results

Registered Voters
32434 of 60096 = 53.97%

Precincts Reporting
48 of 48 = 100.00%

255

150 of 297 registered voters = 50.51%

President of the United States - Democratic Party

Choice	Party	Absentee Voting		Election Day Voting		Total	
Michael Bennet		0	0.00%	0	0.00%	0	0.00%
Joseph R. Biden		21	30.88%	0	0.00%	21	30.88%
Michael Bloomberg		5	7.35%	0	0.00%	5	7.35%
Cory Booker		0	0.00%	0	0.00%	0	0.00%
Pete Buttigieg		6	8.82%	0	0.00%	6	8.82%
John Delaney		0	0.00%	0	0.00%	0	0.00%
Tulsi Gabbard		6	8.82%	0	0.00%	6	8.82%
Amy Klobuchar		2	2.94%	0	0.00%	2	2.94%
Deval Patrick		0	0.00%	0	0.00%	0	0.00%
Bernie Sanders		22	32.35%	0	0.00%	22	32.35%
Tom Steyer		0	0.00%	0	0.00%	0	0.00%
Elizabeth Warren		6	8.82%	0	0.00%	6	8.82%
Andrew Yang		0	0.00%	0	0.00%	0	0.00%
Uncommitted Delegates		0	0.00%	0	0.00%	0	0.00%
Cast Votes:		68	100.00%	0	0.00%	68	100.00%
Undervotes:		0		0		0	
Overvotes:		0		0		0	
Invalid Votes:		0		0		0	
Rejected write-in votes:		0		0		0	
Unresolved write-in votes:		0		0		0	

President of the United States - Republican Party

Choice	Party	Absentee Voting		Election Day Voting		Total	
Donald J. Trump		81	100.00%	0	0.00%	81	100.00%
Cast Votes:		81	100.00%	0	0.00%	81	100.00%
Undervotes:		0		0		0	
Overvotes:		0		0		0	
Invalid Votes:		0		0		0	
Rejected write-in votes:		0		0		0	
Unresolved write-in votes:		1		0		1	

Precinct Results Report

2020 Presidential Primary

Run Time 12:34 PM
Run Date 03/20/2020

Island County, WA

2020 Presidential Primary

3/10/2020

Page 32

Official Results

Registered Voters

32434 of 60096 = 53.97%

Precincts Reporting

48 of 48 = 100.00%

256

95 of 227 registered voters = 41.85%

President of the United States - Democratic Party

Choice	Party	Absentee Voting		Election Day Voting		Total	
Michael Bennet		0	0.00%	0	0.00%	0	0.00%
Joseph R. Biden		23	42.59%	0	0.00%	23	42.59%
Michael Bloomberg		5	9.26%	0	0.00%	5	9.26%
Cory Booker		0	0.00%	0	0.00%	0	0.00%
Pete Buttigieg		4	7.41%	0	0.00%	4	7.41%
John Delaney		0	0.00%	0	0.00%	0	0.00%
Tulsi Gabbard		0	0.00%	0	0.00%	0	0.00%
Amy Klobuchar		3	5.56%	0	0.00%	3	5.56%
Deval Patrick		0	0.00%	0	0.00%	0	0.00%
Bernie Sanders		13	24.07%	0	0.00%	13	24.07%
Tom Steyer		2	3.70%	0	0.00%	2	3.70%
Elizabeth Warren		4	7.41%	0	0.00%	4	7.41%
Andrew Yang		0	0.00%	0	0.00%	0	0.00%
Uncommitted Delegates		0	0.00%	0	0.00%	0	0.00%
Cast Votes:		54	100.00%	0	0.00%	54	100.00%
Undervotes:		0		0		0	
Overvotes:		0		0		0	
Invalid Votes:		0		0		0	
Rejected write-in votes:		0		0		0	
Unresolved write-in votes:		0		0		0	

President of the United States - Republican Party

Choice	Party	Absentee Voting		Election Day Voting		Total	
Donald J. Trump		40	100.00%	0	0.00%	40	100.00%
Cast Votes:		40	100.00%	0	0.00%	40	100.00%
Undervotes:		0		0		0	
Overvotes:		0		0		0	
Invalid Votes:		0		0		0	
Rejected write-in votes:		0		0		0	
Unresolved write-in votes:		1		0		1	

Precinct Results Report

2020 Presidential Primary

Run Time 12:34 PM
Run Date 03/20/2020

Island County, WA

2020 Presidential Primary

3/10/2020

Page 33

Official Results

Registered Voters

32434 of 60096 = 53.97%

Precincts Reporting

48 of 48 = 100.00%

301

571 of 1,060 registered voters = 53.87%

President of the United States - Democratic Party

Choice	Party	Absentee Voting		Election Day Voting		Total	
Michael Bennet		0	0.00%	0	0.00%	0	0.00%
Joseph R. Biden		140	40.11%	0	0.00%	140	40.11%
Michael Bloomberg		45	12.89%	0	0.00%	45	12.89%
Cory Booker		0	0.00%	0	0.00%	0	0.00%
Pete Buttigieg		14	4.01%	0	0.00%	14	4.01%
John Delaney		0	0.00%	0	0.00%	0	0.00%
Tulsi Gabbard		5	1.43%	0	0.00%	5	1.43%
Amy Klobuchar		16	4.58%	0	0.00%	16	4.58%
Deval Patrick		0	0.00%	0	0.00%	0	0.00%
Bernie Sanders		93	26.65%	0	0.00%	93	26.65%
Tom Steyer		2	0.57%	0	0.00%	2	0.57%
Elizabeth Warren		33	9.46%	0	0.00%	33	9.46%
Andrew Yang		0	0.00%	0	0.00%	0	0.00%
Uncommitted Delegates		1	0.29%	0	0.00%	1	0.29%
Cast Votes:		349	100.00%	0	0.00%	349	100.00%
Undervotes:		0		0		0	
Overvotes:		0		0		0	
Invalid Votes:		0		0		0	
Rejected write-in votes:		0		0		0	
Unresolved write-in votes:		0		0		0	

President of the United States - Republican Party

Choice	Party	Absentee Voting		Election Day Voting		Total	
Donald J. Trump		222	100.00%	0	0.00%	222	100.00%
Cast Votes:		222	100.00%	0	0.00%	222	100.00%
Undervotes:		0		0		0	
Overvotes:		0		0		0	
Invalid Votes:		0		0		0	
Rejected write-in votes:		0		0		0	
Unresolved write-in votes:		0		0		0	

Precinct Results Report

2020 Presidential Primary

Run Time 12:34 PM
Run Date 03/20/2020

Island County, WA

2020 Presidential Primary

3/10/2020

Page 34

Official Results

Registered Voters

32434 of 60096 = 53.97%

Precincts Reporting

48 of 48 = 100.00%

302

786 of 1,332 registered voters = 59.01%

President of the United States - Democratic Party

Choice	Party	Absentee Voting		Election Day Voting		Total	
Michael Bennet		0	0.00%	0	0.00%	0	0.00%
Joseph R. Biden		227	49.46%	0	0.00%	227	49.46%
Michael Bloomberg		42	9.15%	0	0.00%	42	9.15%
Cory Booker		0	0.00%	0	0.00%	0	0.00%
Pete Buttigieg		13	2.83%	0	0.00%	13	2.83%
John Delaney		0	0.00%	0	0.00%	0	0.00%
Tulsi Gabbard		6	1.31%	0	0.00%	6	1.31%
Amy Klobuchar		24	5.23%	0	0.00%	24	5.23%
Deval Patrick		0	0.00%	0	0.00%	0	0.00%
Bernie Sanders		112	24.40%	0	0.00%	112	24.40%
Tom Steyer		1	0.22%	0	0.00%	1	0.22%
Elizabeth Warren		28	6.10%	0	0.00%	28	6.10%
Andrew Yang		1	0.22%	0	0.00%	1	0.22%
Uncommitted Delegates		5	1.09%	0	0.00%	5	1.09%
Cast Votes:		459	100.00%	0	0.00%	459	100.00%
Undervotes:		0		0		0	
Overvotes:		0		0		0	
Invalid Votes:		0		0		0	
Rejected write-in votes:		0		0		0	
Unresolved write-in votes:		0		0		0	

President of the United States - Republican Party

Choice	Party	Absentee Voting		Election Day Voting		Total	
Donald J. Trump		317	100.00%	0	0.00%	317	100.00%
Cast Votes:		317	100.00%	0	0.00%	317	100.00%
Undervotes:		0		0		0	
Overvotes:		0		0		0	
Invalid Votes:		0		0		0	
Rejected write-in votes:		0		0		0	
Unresolved write-in votes:		10		0		10	

Precinct Results Report

2020 Presidential Primary

Run Time 12:34 PM
Run Date 03/20/2020

Island County, WA

2020 Presidential Primary

3/10/2020

Page 35

Official Results

Registered Voters

32434 of 60096 = 53.97%

Precincts Reporting

48 of 48 = 100.00%

303

741 of 1,368 registered voters = 54.17%

President of the United States - Democratic Party

Choice	Party	Absentee Voting		Election Day Voting		Total	
Michael Bennet		1	0.22%	0	0.00%	1	0.22%
Joseph R. Biden		185	40.57%	0	0.00%	185	40.57%
Michael Bloomberg		52	11.40%	0	0.00%	52	11.40%
Cory Booker		0	0.00%	0	0.00%	0	0.00%
Pete Buttigieg		21	4.61%	0	0.00%	21	4.61%
John Delaney		0	0.00%	0	0.00%	0	0.00%
Tulsi Gabbard		3	0.66%	0	0.00%	3	0.66%
Amy Klobuchar		17	3.73%	0	0.00%	17	3.73%
Deval Patrick		0	0.00%	0	0.00%	0	0.00%
Bernie Sanders		138	30.26%	0	0.00%	138	30.26%
Tom Steyer		0	0.00%	0	0.00%	0	0.00%
Elizabeth Warren		36	7.89%	0	0.00%	36	7.89%
Andrew Yang		0	0.00%	0	0.00%	0	0.00%
Uncommitted Delegates		3	0.66%	0	0.00%	3	0.66%
Cast Votes:		456	100.00%	0	0.00%	456	100.00%
Undervotes:		0		0		0	
Overvotes:		0		0		0	
Invalid Votes:		0		0		0	
Rejected write-in votes:		0		0		0	
Unresolved write-in votes:		1		0		1	

President of the United States - Republican Party

Choice	Party	Absentee Voting		Election Day Voting		Total	
Donald J. Trump		278	100.00%	0	0.00%	278	100.00%
Cast Votes:		278	100.00%	0	0.00%	278	100.00%
Undervotes:		0		0		0	
Overvotes:		0		0		0	
Invalid Votes:		0		0		0	
Rejected write-in votes:		0		0		0	
Unresolved write-in votes:		6		0		6	

Precinct Results Report

2020 Presidential Primary

Run Time 12:34 PM
Run Date 03/20/2020

Island County, WA

2020 Presidential Primary

3/10/2020

Page 36

Official Results

Registered Voters

32434 of 60096 = 53.97%

Precincts Reporting

48 of 48 = 100.00%

304

862 of 1,495 registered voters = 57.66%

President of the United States - Democratic Party

Choice	Party	Absentee Voting		Election Day Voting		Total	
Michael Bennet		0	0.00%	0	0.00%	0	0.00%
Joseph R. Biden		230	44.83%	0	0.00%	230	44.83%
Michael Bloomberg		73	14.23%	0	0.00%	73	14.23%
Cory Booker		0	0.00%	0	0.00%	0	0.00%
Pete Buttigieg		29	5.65%	0	0.00%	29	5.65%
John Delaney		2	0.39%	0	0.00%	2	0.39%
Tulsi Gabbard		10	1.95%	0	0.00%	10	1.95%
Amy Klobuchar		22	4.29%	0	0.00%	22	4.29%
Deval Patrick		0	0.00%	0	0.00%	0	0.00%
Bernie Sanders		109	21.25%	0	0.00%	109	21.25%
Tom Steyer		2	0.39%	0	0.00%	2	0.39%
Elizabeth Warren		31	6.04%	0	0.00%	31	6.04%
Andrew Yang		1	0.19%	0	0.00%	1	0.19%
Uncommitted Delegates		4	0.78%	0	0.00%	4	0.78%
Cast Votes:		513	100.00%	0	0.00%	513	100.00%
Undervotes:		0		0		0	
Overvotes:		0		0		0	
Invalid Votes:		0		0		0	
Rejected write-in votes:		0		0		0	
Unresolved write-in votes:		0		0		0	

President of the United States - Republican Party

Choice	Party	Absentee Voting		Election Day Voting		Total	
Donald J. Trump		340	100.00%	0	0.00%	340	100.00%
Cast Votes:		340	100.00%	0	0.00%	340	100.00%
Undervotes:		0		0		0	
Overvotes:		0		0		0	
Invalid Votes:		0		0		0	
Rejected write-in votes:		0		0		0	
Unresolved write-in votes:		9		0		9	

Precinct Results Report

2020 Presidential Primary

Run Time 12:34 PM
Run Date 03/20/2020

Island County, WA

2020 Presidential Primary

3/10/2020

Page 37

Official Results

Registered Voters

32434 of 60096 = 53.97%

Precincts Reporting

48 of 48 = 100.00%

305

739 of 1,390 registered voters = 53.17%

President of the United States - Democratic Party

Choice	Party	Absentee Voting		Election Day Voting		Total	
Michael Bennet		1	0.25%	0	0.00%	1	0.25%
Joseph R. Biden		180	44.55%	0	0.00%	180	44.55%
Michael Bloomberg		56	13.86%	0	0.00%	56	13.86%
Cory Booker		0	0.00%	0	0.00%	0	0.00%
Pete Buttigieg		30	7.43%	0	0.00%	30	7.43%
John Delaney		0	0.00%	0	0.00%	0	0.00%
Tulsi Gabbard		3	0.74%	0	0.00%	3	0.74%
Amy Klobuchar		13	3.22%	0	0.00%	13	3.22%
Deval Patrick		0	0.00%	0	0.00%	0	0.00%
Bernie Sanders		91	22.52%	0	0.00%	91	22.52%
Tom Steyer		2	0.50%	0	0.00%	2	0.50%
Elizabeth Warren		26	6.44%	0	0.00%	26	6.44%
Andrew Yang		0	0.00%	0	0.00%	0	0.00%
Uncommitted Delegates		2	0.50%	0	0.00%	2	0.50%
Cast Votes:		404	100.00%	0	0.00%	404	100.00%
Undervotes:		0		0		0	
Overvotes:		1		0		1	
Invalid Votes:		0		0		0	
Rejected write-in votes:		0		0		0	
Unresolved write-in votes:		1		0		1	

President of the United States - Republican Party

Choice	Party	Absentee Voting		Election Day Voting		Total	
Donald J. Trump		327	100.00%	0	0.00%	327	100.00%
Cast Votes:		327	100.00%	0	0.00%	327	100.00%
Undervotes:		0		0		0	
Overvotes:		0		0		0	
Invalid Votes:		0		0		0	
Rejected write-in votes:		0		0		0	
Unresolved write-in votes:		6		0		6	

Precinct Results Report

2020 Presidential Primary

Run Time 12:34 PM
Run Date 03/20/2020

Island County, WA

2020 Presidential Primary

3/10/2020

Page 38

Official Results

Registered Voters
32434 of 60096 = 53.97%

Precincts Reporting
48 of 48 = 100.00%

306

851 of 1,483 registered voters = 57.38%

President of the United States - Democratic Party

Choice	Party	Absentee Voting		Election Day Voting		Total	
Michael Bennet		0	0.00%	0	0.00%	0	0.00%
Joseph R. Biden		229	44.99%	0	0.00%	229	44.99%
Michael Bloomberg		51	10.02%	0	0.00%	51	10.02%
Cory Booker		0	0.00%	0	0.00%	0	0.00%
Pete Buttigieg		27	5.30%	0	0.00%	27	5.30%
John Delaney		0	0.00%	0	0.00%	0	0.00%
Tulsi Gabbard		7	1.38%	0	0.00%	7	1.38%
Amy Klobuchar		12	2.36%	0	0.00%	12	2.36%
Deval Patrick		0	0.00%	0	0.00%	0	0.00%
Bernie Sanders		140	27.50%	0	0.00%	140	27.50%
Tom Steyer		3	0.59%	0	0.00%	3	0.59%
Elizabeth Warren		38	7.47%	0	0.00%	38	7.47%
Andrew Yang		2	0.39%	0	0.00%	2	0.39%
Uncommitted Delegates		0	0.00%	0	0.00%	0	0.00%
Cast Votes:		509	100.00%	0	0.00%	509	100.00%
Undervotes:		0		0		0	
Overvotes:		0		0		0	
Invalid Votes:		0		0		0	
Rejected write-in votes:		0		0		0	
Unresolved write-in votes:		3		0		3	

President of the United States - Republican Party

Choice	Party	Absentee Voting		Election Day Voting		Total	
Donald J. Trump		335	100.00%	0	0.00%	335	100.00%
Cast Votes:		335	100.00%	0	0.00%	335	100.00%
Undervotes:		0		0		0	
Overvotes:		0		0		0	
Invalid Votes:		0		0		0	
Rejected write-in votes:		0		0		0	
Unresolved write-in votes:		4		0		4	

Precinct Results Report

2020 Presidential Primary

Run Time 12:34 PM
Run Date 03/20/2020

Island County, WA

2020 Presidential Primary

3/10/2020

Page 39

Official Results

Registered Voters

32434 of 60096 = 53.97%

Precincts Reporting

48 of 48 = 100.00%

307

704 of 1,265 registered voters = 55.65%

President of the United States - Democratic Party

Choice	Party	Absentee Voting		Election Day Voting		Total	
Michael Bennet		0	0.00%	0	0.00%	0	0.00%
Joseph R. Biden		203	45.01%	0	0.00%	203	45.01%
Michael Bloomberg		52	11.53%	0	0.00%	52	11.53%
Cory Booker		0	0.00%	0	0.00%	0	0.00%
Pete Buttigieg		28	6.21%	0	0.00%	28	6.21%
John Delaney		0	0.00%	0	0.00%	0	0.00%
Tulsi Gabbard		3	0.67%	0	0.00%	3	0.67%
Amy Klobuchar		16	3.55%	0	0.00%	16	3.55%
Deval Patrick		0	0.00%	0	0.00%	0	0.00%
Bernie Sanders		111	24.61%	0	0.00%	111	24.61%
Tom Steyer		1	0.22%	0	0.00%	1	0.22%
Elizabeth Warren		30	6.65%	0	0.00%	30	6.65%
Andrew Yang		5	1.11%	0	0.00%	5	1.11%
Uncommitted Delegates		2	0.44%	0	0.00%	2	0.44%
Cast Votes:		451	100.00%	0	0.00%	451	100.00%
Undervotes:		0		0		0	
Overvotes:		0		0		0	
Invalid Votes:		0		0		0	
Rejected write-in votes:		0		0		0	
Unresolved write-in votes:		0		0		0	

President of the United States - Republican Party

Choice	Party	Absentee Voting		Election Day Voting		Total	
Donald J. Trump		247	100.00%	0	0.00%	247	100.00%
Cast Votes:		247	100.00%	0	0.00%	247	100.00%
Undervotes:		0		0		0	
Overvotes:		0		0		0	
Invalid Votes:		0		0		0	
Rejected write-in votes:		0		0		0	
Unresolved write-in votes:		6		0		6	

Precinct Results Report

2020 Presidential Primary

Run Time 12:34 PM
Run Date 03/20/2020**Island County, WA**

2020 Presidential Primary

3/10/2020

Page 40

Official Results**Registered Voters**

32434 of 60096 = 53.97%

Precincts Reporting

48 of 48 = 100.00%

308

498 of 994 registered voters = 50.10%

President of the United States - Democratic Party

Choice	Party	Absentee Voting		Election Day Voting		Total	
Michael Bennet		0	0.00%	0	0.00%	0	0.00%
Joseph R. Biden		100	35.71%	0	0.00%	100	35.71%
Michael Bloomberg		22	7.86%	0	0.00%	22	7.86%
Cory Booker		0	0.00%	0	0.00%	0	0.00%
Pete Buttigieg		19	6.79%	0	0.00%	19	6.79%
John Delaney		0	0.00%	0	0.00%	0	0.00%
Tulsi Gabbard		4	1.43%	0	0.00%	4	1.43%
Amy Klobuchar		11	3.93%	0	0.00%	11	3.93%
Deval Patrick		0	0.00%	0	0.00%	0	0.00%
Bernie Sanders		97	34.64%	0	0.00%	97	34.64%
Tom Steyer		1	0.36%	0	0.00%	1	0.36%
Elizabeth Warren		20	7.14%	0	0.00%	20	7.14%
Andrew Yang		1	0.36%	0	0.00%	1	0.36%
Uncommitted Delegates		5	1.79%	0	0.00%	5	1.79%
Cast Votes:		280	100.00%	0	0.00%	280	100.00%
Undervotes:		0		0		0	
Overvotes:		0		0		0	
Invalid Votes:		0		0		0	
Rejected write-in votes:		0		0		0	
Unresolved write-in votes:		1		0		1	

President of the United States - Republican Party

Choice	Party	Absentee Voting		Election Day Voting		Total	
Donald J. Trump		214	100.00%	0	0.00%	214	100.00%
Cast Votes:		214	100.00%	0	0.00%	214	100.00%
Undervotes:		0		0		0	
Overvotes:		0		0		0	
Invalid Votes:		0		0		0	
Rejected write-in votes:		0		0		0	
Unresolved write-in votes:		3		0		3	

Precinct Results Report

2020 Presidential Primary

Run Time 12:34 PM
Run Date 03/20/2020

Island County, WA

2020 Presidential Primary

3/10/2020

Page 41

Official Results

Registered Voters

32434 of 60096 = 53.97%

Precincts Reporting

48 of 48 = 100.00%

309

653 of 1,203 registered voters = 54.28%

President of the United States - Democratic Party

Choice	Party	Absentee Voting		Election Day Voting		Total	
Michael Bennet		0	0.00%	0	0.00%	0	0.00%
Joseph R. Biden		168	42.32%	0	0.00%	168	42.32%
Michael Bloomberg		62	15.62%	0	0.00%	62	15.62%
Cory Booker		0	0.00%	0	0.00%	0	0.00%
Pete Buttigieg		25	6.30%	0	0.00%	25	6.30%
John Delaney		0	0.00%	0	0.00%	0	0.00%
Tulsi Gabbard		3	0.76%	0	0.00%	3	0.76%
Amy Klobuchar		19	4.79%	0	0.00%	19	4.79%
Deval Patrick		0	0.00%	0	0.00%	0	0.00%
Bernie Sanders		91	22.92%	0	0.00%	91	22.92%
Tom Steyer		1	0.25%	0	0.00%	1	0.25%
Elizabeth Warren		22	5.54%	0	0.00%	22	5.54%
Andrew Yang		3	0.76%	0	0.00%	3	0.76%
Uncommitted Delegates		3	0.76%	0	0.00%	3	0.76%
Cast Votes:		397	100.00%	0	0.00%	397	100.00%
Undervotes:		0		0		0	
Overvotes:		0		0		0	
Invalid Votes:		0		0		0	
Rejected write-in votes:		0		0		0	
Unresolved write-in votes:		0		0		0	

President of the United States - Republican Party

Choice	Party	Absentee Voting		Election Day Voting		Total	
Donald J. Trump		255	100.00%	0	0.00%	255	100.00%
Cast Votes:		255	100.00%	0	0.00%	255	100.00%
Undervotes:		0		0		0	
Overvotes:		0		0		0	
Invalid Votes:		0		0		0	
Rejected write-in votes:		0		0		0	
Unresolved write-in votes:		1		0		1	

Precinct Results Report

2020 Presidential Primary

Run Time 12:34 PM
Run Date 03/20/2020

Island County, WA

2020 Presidential Primary

3/10/2020

Page 42

Official Results

Registered Voters

32434 of 60096 = 53.97%

Precincts Reporting

48 of 48 = 100.00%

310

599 of 1,024 registered voters = 58.50%

President of the United States - Democratic Party

Choice	Party	Absentee Voting		Election Day Voting		Total	
Michael Bennet		0	0.00%	0	0.00%	0	0.00%
Joseph R. Biden		164	41.84%	0	0.00%	164	41.84%
Michael Bloomberg		51	13.01%	0	0.00%	51	13.01%
Cory Booker		2	0.51%	0	0.00%	2	0.51%
Pete Buttigieg		22	5.61%	0	0.00%	22	5.61%
John Delaney		0	0.00%	0	0.00%	0	0.00%
Tulsi Gabbard		9	2.30%	0	0.00%	9	2.30%
Amy Klobuchar		16	4.08%	0	0.00%	16	4.08%
Deval Patrick		0	0.00%	0	0.00%	0	0.00%
Bernie Sanders		99	25.26%	0	0.00%	99	25.26%
Tom Steyer		0	0.00%	0	0.00%	0	0.00%
Elizabeth Warren		27	6.89%	0	0.00%	27	6.89%
Andrew Yang		0	0.00%	0	0.00%	0	0.00%
Uncommitted Delegates		2	0.51%	0	0.00%	2	0.51%
Cast Votes:		392	100.00%	0	0.00%	392	100.00%
Undervotes:		0		0		0	
Overvotes:		0		0		0	
Invalid Votes:		0		0		0	
Rejected write-in votes:		0		0		0	
Unresolved write-in votes:		0		0		0	

President of the United States - Republican Party

Choice	Party	Absentee Voting		Election Day Voting		Total	
Donald J. Trump		204	100.00%	0	0.00%	204	100.00%
Cast Votes:		204	100.00%	0	0.00%	204	100.00%
Undervotes:		0		0		0	
Overvotes:		0		0		0	
Invalid Votes:		0		0		0	
Rejected write-in votes:		0		0		0	
Unresolved write-in votes:		3		0		3	

Precinct Results Report

2020 Presidential Primary

Run Time 12:34 PM
Run Date 03/20/2020

Island County, WA

2020 Presidential Primary

3/10/2020

Page 43

Official Results

Registered Voters
32434 of 60096 = 53.97%

Precincts Reporting
48 of 48 = 100.00%

311

730 of 1,296 registered voters = 56.33%

President of the United States - Democratic Party

Choice	Party	Absentee Voting		Election Day Voting		Total	
Michael Bennet		0	0.00%	0	0.00%	0	0.00%
Joseph R. Biden		212	43.18%	0	0.00%	212	43.18%
Michael Bloomberg		39	7.94%	0	0.00%	39	7.94%
Cory Booker		0	0.00%	0	0.00%	0	0.00%
Pete Buttigieg		23	4.68%	0	0.00%	23	4.68%
John Delaney		0	0.00%	0	0.00%	0	0.00%
Tulsi Gabbard		4	0.81%	0	0.00%	4	0.81%
Amy Klobuchar		27	5.50%	0	0.00%	27	5.50%
Deval Patrick		0	0.00%	0	0.00%	0	0.00%
Bernie Sanders		144	29.33%	0	0.00%	144	29.33%
Tom Steyer		1	0.20%	0	0.00%	1	0.20%
Elizabeth Warren		32	6.52%	0	0.00%	32	6.52%
Andrew Yang		6	1.22%	0	0.00%	6	1.22%
Uncommitted Delegates		3	0.61%	0	0.00%	3	0.61%
Cast Votes:		491	100.00%	0	0.00%	491	100.00%
Undervotes:		0		0		0	
Overvotes:		0		0		0	
Invalid Votes:		0		0		0	
Rejected write-in votes:		0		0		0	
Unresolved write-in votes:		0		0		0	

President of the United States - Republican Party

Choice	Party	Absentee Voting		Election Day Voting		Total	
Donald J. Trump		235	100.00%	0	0.00%	235	100.00%
Cast Votes:		235	100.00%	0	0.00%	235	100.00%
Undervotes:		0		0		0	
Overvotes:		0		0		0	
Invalid Votes:		0		0		0	
Rejected write-in votes:		0		0		0	
Unresolved write-in votes:		4		0		4	

Precinct Results Report

2020 Presidential Primary

Run Time 12:34 PM
Run Date 03/20/2020

Island County, WA

2020 Presidential Primary

3/10/2020

Page 44

Official Results

Registered Voters

32434 of 60096 = 53.97%

Precincts Reporting

48 of 48 = 100.00%

351

742 of 1,376 registered voters = 53.92%

President of the United States - Democratic Party

Choice	Party	Absentee Voting		Election Day Voting		Total	
Michael Bennet		1	0.30%	0	0.00%	1	0.30%
Joseph R. Biden		141	42.73%	0	0.00%	141	42.73%
Michael Bloomberg		39	11.82%	0	0.00%	39	11.82%
Cory Booker		0	0.00%	0	0.00%	0	0.00%
Pete Buttigieg		21	6.36%	0	0.00%	21	6.36%
John Delaney		0	0.00%	0	0.00%	0	0.00%
Tulsi Gabbard		5	1.52%	0	0.00%	5	1.52%
Amy Klobuchar		13	3.94%	0	0.00%	13	3.94%
Deval Patrick		0	0.00%	0	0.00%	0	0.00%
Bernie Sanders		86	26.06%	0	0.00%	86	26.06%
Tom Steyer		0	0.00%	0	0.00%	0	0.00%
Elizabeth Warren		20	6.06%	0	0.00%	20	6.06%
Andrew Yang		0	0.00%	0	0.00%	0	0.00%
Uncommitted Delegates		4	1.21%	0	0.00%	4	1.21%
Cast Votes:		330	100.00%	0	0.00%	330	100.00%
Undervotes:		0		0		0	
Overvotes:		0		0		0	
Invalid Votes:		0		0		0	
Rejected write-in votes:		0		0		0	
Unresolved write-in votes:		0		0		0	

President of the United States - Republican Party

Choice	Party	Absentee Voting		Election Day Voting		Total	
Donald J. Trump		408	100.00%	0	0.00%	408	100.00%
Cast Votes:		408	100.00%	0	0.00%	408	100.00%
Undervotes:		0		0		0	
Overvotes:		0		0		0	
Invalid Votes:		0		0		0	
Rejected write-in votes:		0		0		0	
Unresolved write-in votes:		4		0		4	

Precinct Results Report

2020 Presidential Primary

Run Time 12:34 PM
Run Date 03/20/2020**Island County, WA**

2020 Presidential Primary

3/10/2020

Page 45

Official Results**Registered Voters**

32434 of 60096 = 53.97%

Precincts Reporting

48 of 48 = 100.00%

352

713 of 1,534 registered voters = 46.48%

President of the United States - Democratic Party

Choice	Party	Absentee Voting		Election Day Voting		Total	
Michael Bennet		2	0.61%	0	0.00%	2	0.61%
Joseph R. Biden		134	40.85%	0	0.00%	134	40.85%
Michael Bloomberg		25	7.62%	0	0.00%	25	7.62%
Cory Booker		0	0.00%	0	0.00%	0	0.00%
Pete Buttigieg		19	5.79%	0	0.00%	19	5.79%
John Delaney		0	0.00%	0	0.00%	0	0.00%
Tulsi Gabbard		6	1.83%	0	0.00%	6	1.83%
Amy Klobuchar		11	3.35%	0	0.00%	11	3.35%
Deval Patrick		0	0.00%	0	0.00%	0	0.00%
Bernie Sanders		97	29.57%	0	0.00%	97	29.57%
Tom Steyer		0	0.00%	0	0.00%	0	0.00%
Elizabeth Warren		27	8.23%	0	0.00%	27	8.23%
Andrew Yang		4	1.22%	0	0.00%	4	1.22%
Uncommitted Delegates		3	0.91%	0	0.00%	3	0.91%
Cast Votes:		328	100.00%	0	0.00%	328	100.00%
Undervotes:		0		0		0	
Overvotes:		0		0		0	
Invalid Votes:		0		0		0	
Rejected write-in votes:		0		0		0	
Unresolved write-in votes:		3		0		3	

President of the United States - Republican Party

Choice	Party	Absentee Voting		Election Day Voting		Total	
Donald J. Trump		377	100.00%	0	0.00%	377	100.00%
Cast Votes:		377	100.00%	0	0.00%	377	100.00%
Undervotes:		0		0		0	
Overvotes:		0		0		0	
Invalid Votes:		0		0		0	
Rejected write-in votes:		0		0		0	
Unresolved write-in votes:		5		0		5	

Precinct Results Report

2020 Presidential Primary

Run Time 12:34 PM
Run Date 03/20/2020**Island County, WA**

2020 Presidential Primary

3/10/2020

Page 46

Official Results**Registered Voters**

32434 of 60096 = 53.97%

Precincts Reporting

48 of 48 = 100.00%

353

532 of 1,409 registered voters = 37.76%

President of the United States - Democratic Party

Choice	Party	Absentee Voting		Election Day Voting		Total	
Michael Bennet		0	0.00%	0	0.00%	0	0.00%
Joseph R. Biden		87	33.08%	0	0.00%	87	33.08%
Michael Bloomberg		22	8.37%	0	0.00%	22	8.37%
Cory Booker		0	0.00%	0	0.00%	0	0.00%
Pete Buttigieg		13	4.94%	0	0.00%	13	4.94%
John Delaney		2	0.76%	0	0.00%	2	0.76%
Tulsi Gabbard		2	0.76%	0	0.00%	2	0.76%
Amy Klobuchar		7	2.66%	0	0.00%	7	2.66%
Deval Patrick		1	0.38%	0	0.00%	1	0.38%
Bernie Sanders		103	39.16%	0	0.00%	103	39.16%
Tom Steyer		1	0.38%	0	0.00%	1	0.38%
Elizabeth Warren		21	7.98%	0	0.00%	21	7.98%
Andrew Yang		2	0.76%	0	0.00%	2	0.76%
Uncommitted Delegates		2	0.76%	0	0.00%	2	0.76%
Cast Votes:		263	100.00%	0	0.00%	263	100.00%
Undervotes:		0		0		0	
Overvotes:		0		0		0	
Invalid Votes:		0		0		0	
Rejected write-in votes:		0		0		0	
Unresolved write-in votes:		0		0		0	

President of the United States - Republican Party

Choice	Party	Absentee Voting		Election Day Voting		Total	
Donald J. Trump		265	100.00%	0	0.00%	265	100.00%
Cast Votes:		265	100.00%	0	0.00%	265	100.00%
Undervotes:		0		0		0	
Overvotes:		0		0		0	
Invalid Votes:		0		0		0	
Rejected write-in votes:		0		0		0	
Unresolved write-in votes:		4		0		4	

Precinct Results Report

2020 Presidential Primary

Run Time 12:34 PM
Run Date 03/20/2020**Island County, WA**

2020 Presidential Primary

3/10/2020

Page 47

Official Results**Registered Voters**

32434 of 60096 = 53.97%

Precincts Reporting

48 of 48 = 100.00%

354

734 of 1,550 registered voters = 47.35%

President of the United States - Democratic Party

Choice	Party	Absentee Voting		Election Day Voting		Total	
Michael Bennet		0	0.00%	0	0.00%	0	0.00%
Joseph R. Biden		109	34.82%	0	0.00%	109	34.82%
Michael Bloomberg		21	6.71%	0	0.00%	21	6.71%
Cory Booker		1	0.32%	0	0.00%	1	0.32%
Pete Buttigieg		32	10.22%	0	0.00%	32	10.22%
John Delaney		1	0.32%	0	0.00%	1	0.32%
Tulsi Gabbard		3	0.96%	0	0.00%	3	0.96%
Amy Klobuchar		9	2.88%	0	0.00%	9	2.88%
Deval Patrick		0	0.00%	0	0.00%	0	0.00%
Bernie Sanders		112	35.78%	0	0.00%	112	35.78%
Tom Steyer		0	0.00%	0	0.00%	0	0.00%
Elizabeth Warren		23	7.35%	0	0.00%	23	7.35%
Andrew Yang		1	0.32%	0	0.00%	1	0.32%
Uncommitted Delegates		1	0.32%	0	0.00%	1	0.32%
Cast Votes:		313	100.00%	0	0.00%	313	100.00%
Undervotes:		0		0		0	
Overvotes:		0		0		0	
Invalid Votes:		0		0		0	
Rejected write-in votes:		0		0		0	
Unresolved write-in votes:		1		0		1	

President of the United States - Republican Party

Choice	Party	Absentee Voting		Election Day Voting		Total	
Donald J. Trump		412	100.00%	0	0.00%	412	100.00%
Cast Votes:		412	100.00%	0	0.00%	412	100.00%
Undervotes:		0		0		0	
Overvotes:		0		0		0	
Invalid Votes:		0		0		0	
Rejected write-in votes:		0		0		0	
Unresolved write-in votes:		8		0		8	

Precinct Results Report

2020 Presidential Primary

Run Time 12:34 PM
Run Date 03/20/2020

Island County, WA

2020 Presidential Primary

3/10/2020

Page 48

Official Results

Registered Voters

32434 of 60096 = 53.97%

Precincts Reporting

48 of 48 = 100.00%

355

382 of 733 registered voters = 52.11%

President of the United States - Democratic Party

Choice	Party	Absentee Voting		Election Day Voting		Total	
Michael Bennet		1	0.55%	0	0.00%	1	0.55%
Joseph R. Biden		73	39.89%	0	0.00%	73	39.89%
Michael Bloomberg		24	13.11%	0	0.00%	24	13.11%
Cory Booker		2	1.09%	0	0.00%	2	1.09%
Pete Buttigieg		14	7.65%	0	0.00%	14	7.65%
John Delaney		0	0.00%	0	0.00%	0	0.00%
Tulsi Gabbard		1	0.55%	0	0.00%	1	0.55%
Amy Klobuchar		9	4.92%	0	0.00%	9	4.92%
Deval Patrick		0	0.00%	0	0.00%	0	0.00%
Bernie Sanders		44	24.04%	0	0.00%	44	24.04%
Tom Steyer		0	0.00%	0	0.00%	0	0.00%
Elizabeth Warren		14	7.65%	0	0.00%	14	7.65%
Andrew Yang		1	0.55%	0	0.00%	1	0.55%
Uncommitted Delegates		0	0.00%	0	0.00%	0	0.00%
Cast Votes:		183	100.00%	0	0.00%	183	100.00%
Undervotes:		0		0		0	
Overvotes:		0		0		0	
Invalid Votes:		0		0		0	
Rejected write-in votes:		0		0		0	
Unresolved write-in votes:		0		0		0	

President of the United States - Republican Party

Choice	Party	Absentee Voting		Election Day Voting		Total	
Donald J. Trump		195	100.00%	0	0.00%	195	100.00%
Cast Votes:		195	100.00%	0	0.00%	195	100.00%
Undervotes:		0		0		0	
Overvotes:		0		0		0	
Invalid Votes:		0		0		0	
Rejected write-in votes:		0		0		0	
Unresolved write-in votes:		4		0		4	

*** End of report ***