ISLAND COUNTY FINANCE COMMITTEE
QUARTERLY MEETING
AGENDA
JANUARY 24, 2023: 11:00 – 11:45 AM

This meeting will be held in person in the Island County Board of Commissioners Hearing Room #B102. Remote access is obtained via this link Click here to join the meeting Meeting ID# 261232 703 379 or for Audio only dial 1-323-433-2396, Phone Conference ID 491 599 553#.

Meetings are recorded and the recording will be posted on the county website within 48 hours.

I. Public Comment (if any)
II. Approval of prior meeting's minutes
III. Discussion Items
    a. Investment performance & results – Qtr. 4-2022
    b. External Investment pool (ICTIP) - Report on revenue/costs Qtr. 4-2022
    c. New Business if Any
IV. Adjourn

ISLAND COUNTY FINANCE COMMITTEE
QUARTERLY MEETING
INVESTMENT REPORTS - INDEX
Quarter 4 – 2022: October 1, 2022 – December 31, 2022

I. Activity Reports (Investments purchased and matured; Interest rec'd)

II. List of Participants and Balances

III. Projected Cashflow Report October 1 1, 2022 – December 31, 2022: Summary and Detail

IV. Projected Interest October 1, 2022 – December 31, 2022

V. Maturity Date Distribution Charts – without Calls and with Calls

VI. Maturing Investments Reports October 1, 2022 – December 31, 9999, by Maturity Date without Calls and with Calls

VII. Investment Pool by Issuer Chart

VIII. Investment Pool Portfolio by Issuer Table

IX. Summary and Detail by Issuer Reports

X. Investment Pool by Broker Chart

XI. Investment Pool by Broker Table

XII. Investments by Broker/Dealer Report

XIII. Investment Pool Performance Quarter 3 – 2022

XIV. Portfolio Management Summaries by Month in Period

XV. Portfolio Summary Statistics

XVI. Treasurer's Report December 31, 2022 (for Reference)

XVII. Investment Rate Comparative Analysis Chart December 31, 2022 (for Reference)

ISLAND CO TREASURER'S INVESTM
Activity Report
Sorted By Issuer
October 1, 2022 - December 31, 2022

CUSIP	Investment #	Issuer	Percent of Portfolio	Par Value Beginning Balance	Current Rate	Transaction Date	Par Value Purchases or Deposits	Par Value Redemptions or Withdrawals	Par Value Ending Balance
Issuer: Anchor Bay Mich Sch Dist									
Municipal Bonds									
		Subtotal and Balance		**1,440,000.00**					**1,440,000.00**
		Issuer Subtotal	**0.665%**	**1,440,000.00**			**0.00**	**0.00**	**1,440,000.00**
Issuer: Cascade Wtr Alliance WA Wtr S									
Municipal Bonds									
		Subtotal and Balance		**890,000.00**					**890,000.00**
		Issuer Subtotal	**0.411%**	**890,000.00**			**0.00**	**0.00**	**890,000.00**
Issuer: Corpus Christi TEX									
Municipal Bonds									
		Subtotal and Balance		**315,000.00**					**315,000.00**
		Issuer Subtotal	**0.146%**	**315,000.00**			**0.00**	**0.00**	**315,000.00**
Issuer: Energy NW Wash Elec Rev									
Municipal Bonds									
		Subtotal and Balance		**635,000.00**					**635,000.00**
		Issuer Subtotal	**0.293%**	**635,000.00**			**0.00**	**0.00**	**635,000.00**
Issuer: Federal Agricultural Mtg Corp									
Federal Agency Coupon Securities									
		Subtotal and Balance		**6,275,000.00**					**6,275,000.00**
Federal Agency Callables									
31422XM74	20247	Federal Agricultural Mtg Corp			5.170	11/01/2022	2,000,000.00	0.00	
		Subtotal and Balance		**2,000,000.00**			**2,000,000.00**	**0.00**	**4,000,000.00**

CUSIP	Investment #	Issuer	Percent of Portfolio	Par Value Beginning Balance	Current Rate	Transaction Date	Par Value Purchases or Deposits	Par Value Redemptions or Withdrawals	Par Value Ending Balance
Issuer: Federal Agricultural Mtg Corp									
Agency Floater									
		Subtotal and Balance		**2,000,000.00**					**2,000,000.00**
		Issuer Subtotal	**5.673%**	**10,275,000.00**			**2,000,000.00**	**0.00**	**12,275,000.00**
Issuer: Federal Farm Credit Bank									
Federal Agency Coupon Securities									
		Subtotal and Balance		**3,000,000.00**					**3,000,000.00**
Federal Agency Callables									
		Subtotal and Balance		**9,000,000.00**					**9,000,000.00**
		Issuer Subtotal	**5.546%**	**12,000,000.00**			**0.00**	**0.00**	**12,000,000.00**
Issuer: Federal Home Loan Bank									
Federal Agency Coupon Securities									
3130ATT312	20245	Federal Home Loan Bank			4.500	11/01/2022	2,000,000.00	0.00	
3130ATKJ5	20246	Federal Home Loan Bank			4.375	11/01/2022	2,000,000.00	0.00	
		Subtotal and Balance		**5,355,000.00**			**4,000,000.00**	**0.00**	**9,355,000.00**
Federal Agency Callables									
3130APQ40	20248	Federal Home Loan Bank			1.500	11/14/2022	1,645,000.00	0.00	
		Subtotal and Balance		**81,100,000.00**			**1,645,000.00**	**0.00**	**82,745,000.00**
Municipal Bonds									
3130ATT31	20242	Federal Home Loan Bank			4.500	10/31/2022	2,000,000.00	0.00	
3130ATK71	20243	Federal Home Loan Bank			4.750	10/31/2022	495,000.00	0.00	
		Subtotal and Balance		**0.00**			**2,495,000.00**	**0.00**	**2,495,000.00**
		Issuer Subtotal	**43.716%**	**86,455,000.00**			**8,140,000.00**	**0.00**	**94,595,000.00**
Issuer: Federal Home Loan Mtg Corp									
Federal Agency Coupon Securities									
3134GY2H4	20244	Federal Home Loan Mtg Corp			5.500	11/08/2022	3,000,000.00	0.00	
		Subtotal and Balance		**0.00**			**3,000,000.00**	**0.00**	**3,000,000.00**

CUSIP	Investment #	Issuer	Percent of Portfolio	Par Value Beginning Balance	Current Rate	Transaction Date	Par Value Purchases or Deposits	Redemptions or Withdrawals	Ending Balance
Issuer: Federal Home Loan Mtg Corp									
Federal Agency Callables									
		Subtotal and Balance		8,000,000.00					8,000,000.00
		Issuer Subtotal	5.084%	8,000,000.00			3,000,000.00	0.00	11,000,000.00
Issuer: Federal National Mtg Assn									
Federal Agency Coupon Securities									
		Subtotal and Balance		3,000,000.00					3,000,000.00
Federal Agency Callables									
		Subtotal and Balance		26,190,000.00					26,190,000.00
		Issuer Subtotal	13.490%	29,190,000.00			0.00	0.00	29,190,000.00
Issuer: Grant County WA PUD #2									
Municipal Bonds									
		Subtotal and Balance		2,000,000.00					2,000,000.00
		Issuer Subtotal	0.924%	2,000,000.00			0.00	0.00	2,000,000.00
Issuer: City of Houston TX									
Municipal Bonds									
		Subtotal and Balance		2,000,000.00					2,000,000.00
		Issuer Subtotal	0.924%	2,000,000.00			0.00	0.00	2,000,000.00
Issuer: Internation Bank Recon & Devel									
IBRD-Supra National									
		Subtotal and Balance		2,000,000.00					2,000,000.00
		Issuer Subtotal	0.924%	2,000,000.00			0.00	0.00	2,000,000.00
Issuer: Isle Wight Cnty VA									
Municipal Bonds									
		Subtotal and Balance		2,120,000.00					2,120,000.00

CUSIP	Investment #	Issuer	Percent of Portfolio	Par Value Beginning Balance	Current Rate	Transaction Date	Par Value Purchases or Deposits	Par Value Redemptions or Withdrawals	Par Value Ending Balance
		Issuer Subtotal	**0.980%**	**2,120,000.00**			**0.00**	**0.00**	**2,120,000.00**
Issuer: King Cnty WA Pub Hosp									
Municipal Bonds									
		Subtotal and Balance		**2,455,000.00**					**2,455,000.00**
		Issuer Subtotal	**1.135%**	**2,455,000.00**			**0.00**	**0.00**	**2,455,000.00**
Issuer: King County School District									
Municipal Bonds									
495224V53	20129	King County School District			2.500	12/01/2022	0.00	600,000.00	
		Subtotal and Balance		**600,000.00**			**0.00**	**600,000.00**	**0.00**
		Issuer Subtotal	**0.000%**	**600,000.00**			**0.00**	**600,000.00**	**0.00**
Issuer: MET GOVT NASHVILLE & DAVIDSON									
Municipal Bonds									
		Subtotal and Balance		**500,000.00**					**500,000.00**
		Issuer Subtotal	**0.231%**	**500,000.00**			**0.00**	**0.00**	**500,000.00**
Issuer: Marin Calif Cmnty College Dist									
Municipal Bonds									
		Subtotal and Balance		**1,500,000.00**					**1,500,000.00**
		Issuer Subtotal	**0.693%**	**1,500,000.00**			**0.00**	**0.00**	**1,500,000.00**
Issuer: State of Mississippi									
Municipal Bonds									
		Subtotal and Balance		**1,420,000.00**					**1,420,000.00**
		Issuer Subtotal	**0.656%**	**1,420,000.00**			**0.00**	**0.00**	**1,420,000.00**
Issuer: City of New York NY									
Municipal Bonds									
		Subtotal and Balance		**465,000.00**					**465,000.00**

CUSIP	Investment #	Issuer	Percent of Portfolio	Par Value Beginning Balance	Current Rate	Transaction Date	Par Value Purchases or Deposits	Redemptions or Withdrawals	Ending Balance
		Issuer Subtotal	**0.215%**	**465,000.00**			**0.00**	**0.00**	**465,000.00**
Issuer: OREGON EDU DISTS FULL FAITH &									
Municipal Bonds									
		Subtotal and Balance		**1,305,000.00**					**1,305,000.00**
		Issuer Subtotal	**0.603%**	**1,305,000.00**			**0.00**	**0.00**	**1,305,000.00**
Issuer: Oregon School Boards Assn									
Municipal Bonds									
		Subtotal and Balance		**1,000,000.00**					**1,000,000.00**
		Issuer Subtotal	**0.462%**	**1,000,000.00**			**0.00**	**0.00**	**1,000,000.00**
Issuer: Plano Tex									
Municipal Bonds									
		Subtotal and Balance		**300,000.00**					**300,000.00**
		Issuer Subtotal	**0.139%**	**300,000.00**			**0.00**	**0.00**	**300,000.00**
Issuer: Seattle WA Light & PWR Revenue									
Municipal Bonds									
		Subtotal and Balance		**2,000,000.00**					**2,000,000.00**
		Issuer Subtotal	**0.924%**	**2,000,000.00**			**0.00**	**0.00**	**2,000,000.00**
Issuer: State Treasurer									
State Pool (LGIP)									
10150	20075	State Treasurer			4.091		58,898,066.71	77,000,000.00	
		Subtotal and Balance		**33,376,300.35**			**58,898,066.71**	**77,000,000.00**	**15,274,367.06**
		Issuer Subtotal	**7.059%**	**33,376,300.35**			**58,898,066.71**	**77,000,000.00**	**15,274,367.06**
Issuer: Tulsa Cnty Sch Dist									
Municipal Bonds									
		Subtotal and Balance		**2,000,000.00**					**2,000,000.00**

CUSIP	Investment #	Issuer	Percent of Portfolio	Par Value Beginning Balance	Current Rate	Transaction Date	Par Value Purchases or Deposits	Redemptions or Withdrawals	Ending Balance
		Issuer Subtotal	0.924%	2,000,000.00			0.00	0.00	2,000,000.00
Issuer: Texas St									
Municipal Bonds									
		Subtotal and Balance		295,000.00					295,000.00
		Issuer Subtotal	0.136%	295,000.00			0.00	0.00	295,000.00
Issuer: UMATILLA COUNTY SCHOOL DISTRIC									
Municipal Bonds									
		Subtotal and Balance		250,000.00					250,000.00
		Issuer Subtotal	0.116%	250,000.00			0.00	0.00	250,000.00
Issuer: Umpqua Bank									
Money Market Accounts									
		Subtotal and Balance		0.00					0.00
		Issuer Subtotal	0.000%	0.00			0.00	0.00	0.00
Issuer: U.S. Treasury									
Treasury Coupon Securities									
		Subtotal and Balance		13,000,000.00					13,000,000.00
		Issuer Subtotal	6.008%	13,000,000.00			0.00	0.00	13,000,000.00
Issuer: University of WA									
Municipal Bonds									
		Subtotal and Balance		525,000.00					525,000.00
		Issuer Subtotal	0.243%	525,000.00			0.00	0.00	525,000.00
Issuer: WA Mult & Yamhill Cnty OR Sch									
Municipal Bonds									
		Subtotal and Balance		1,000,000.00					1,000,000.00
		Issuer Subtotal	0.462%	1,000,000.00			0.00	0.00	1,000,000.00

CUSIP	Investment #	Issuer	Percent of Portfolio	Par Value Beginning Balance	Current Rate	Transaction Date	Par Value Purchases or Deposits	Redemptions or Withdrawals	Ending Balance
Issuer: City of Waukesha WI									
Municipal Bonds									
		Subtotal and Balance		**260,000.00**					**260,000.00**
		Issuer Subtotal	**0.120%**	**260,000.00**			**0.00**	**0.00**	**260,000.00**
Issuer: West Contra Costa Cali Uni Sch									
Municipal Bonds									
		Subtotal and Balance		**1,000,000.00**					**1,000,000.00**
		Issuer Subtotal	**0.462%**	**1,000,000.00**			**0.00**	**0.00**	**1,000,000.00**
Issuer: Whatcom Co PUD									
Municipal Bonds									
962468ES9	20186	Whatcom Co PUD			4.000	12/01/2022	0.00	370,000.00	
		Subtotal and Balance		**1,745,000.00**			**0.00**	**370,000.00**	**1,375,000.00**
		Issuer Subtotal	**0.635%**	**1,745,000.00**			**0.00**	**370,000.00**	**1,375,000.00**
		Total	**100.000%**	**222,316,300.35**			**72,038,066.71**	**77,970,000.00**	**216,384,367.06**

ISLAND CO TREASURER'S INVESTM
Transaction Activity Report
October 1, 2022 - December 31, 2022
Sorted by Fund - Transaction Date
All Funds

Investment #	Fund	CUSIP	TransactionDate	New Principal	Principal Paydowns	Interest	Total Cash
20132	930	943080SR3	10/01/2022			3,900.00	**3,900.00**
20140	930	882722VM0	10/01/2022			6,081.43	**6,081.43**
20165	930	31422BT75	10/01/2022			12,199.44	**12,199.44**
20173	930	31422B4E7	10/01/2022			5,000.00	**5,000.00**
20075	930	10150	10/01/2022			79,630.35	**79,630.35**
20075	930	10150	10/01/2022	79,630.35			**-79,630.35**
20227	930	3134GXQE7	10/08/2022			25,000.00	**25,000.00**
20075	930	10150	10/13/2022	1,500,000.00			**-1,500,000.00**
20197	930	3130ALVZ4	10/14/2022			10,400.00	**10,400.00**
20075	930	10150	10/19/2022	6,000,000.00			**-6,000,000.00**
20075	930	10150	10/20/2022	20,000,000.00			**-20,000,000.00**
20075	930	10150	10/21/2022	9,000,000.00			**-9,000,000.00**
20198	930	3130ALWV2	10/21/2022			5,500.00	**5,500.00**
20222	930	3130APA39	10/21/2022			9,900.00	**9,900.00**
20223	930	3130APAY1	10/21/2022			16,500.00	**16,500.00**
20075	930	10150	10/25/2022	5,000,000.00			**-5,000,000.00**
20075	930	10150	10/26/2022	3,000,000.00			**-3,000,000.00**
20075	930	10150	10/27/2022	4,000,000.00			**-4,000,000.00**
20167	930	3136G45C3	10/27/2022			5,400.00	**5,400.00**
20075	930	10150	10/28/2022	2,000,000.00			**-2,000,000.00**
20169	930	3136G46S7	10/28/2022			5,600.00	**5,600.00**
20170	930	3136G47A5	10/28/2022			5,300.00	**5,300.00**
20179	930	459058JL8	10/28/2022			5,000.00	**5,000.00**
20225	930	3130APF83	10/28/2022			8,750.00	**8,750.00**
20200	930	3130AM4L3	10/29/2022			18,750.00	**18,750.00**
20242	930	3130ATT31	10/31/2022	2,000,150.00			**-2,000,150.00**
20243	930	3130ATK71	10/31/2022	495,117.70			**-495,117.70**
20195	930	912828ZN3	10/31/2022			7,500.00	**7,500.00**
20247	930	31422XM74	11/01/2022	2,001,148.89			**-2,001,148.89**
20245	930	3130ATT312	11/01/2022	2,000,800.00			**-2,000,800.00**
20246	930	3130ATKJ5	11/01/2022	2,000,443.56			**-2,000,443.56**
20075	930	10150	11/01/2022		3,000,000.00		**3,000,000.00**
20119	930	31422BPG9	11/01/2022			8,950.00	**8,950.00**
20128	930	605581LJ4	11/01/2022			24,196.80	**24,196.80**
20151	930	032879UR7	11/01/2022			7,200.00	**7,200.00**
20230	930	899559PW2	11/01/2022			29,000.00	**29,000.00**
20075	930	10150	11/01/2022			131,261.49	**131,261.49**

Investment #	Fund	CUSIP	TransactionDate	New Principal	Principal Paydowns	Interest	Total Cash
20075	930	10150	11/01/2022	131,261.49			**-131,261.49**
20075	930	10150	11/04/2022	3,000,000.00			**-3,000,000.00**
20244	930	3134GY2H4	11/08/2022	3,000,000.00			**-3,000,000.00**
20075	930	10150	11/08/2022		3,000,000.00		**3,000,000.00**
20075	930	10150	11/10/2022		16,000,000.00		**16,000,000.00**
20248	930	3130APQ40	11/14/2022	1,464,683.33			**-1,464,683.33**
20226	930	912828WJ5	11/15/2022			25,000.00	**25,000.00**
20075	930	10150	11/18/2022		20,000,000.00		**20,000,000.00**
20202	930	3133EMZS4	11/18/2022			13,500.00	**13,500.00**
20204	930	3133EMZT2	11/19/2022			6,800.00	**6,800.00**
20075	930	10150	11/23/2022		2,000,000.00		**2,000,000.00**
20248	930	3130APQ40	11/23/2022			12,337.50	**12,337.50**
20248	930	3130APQ40	11/23/2022		11,720.63	-11,720.63	**0.00**
20236	930	3130ARWG2	11/25/2022			31,875.00	**31,875.00**
20203	930	31422XGL0	11/27/2022			9,200.00	**9,200.00**
20129	930	495224V53	12/01/2022		600,000.00		**600,000.00**
20186	930	962468ES9	12/01/2022		370,000.00		**370,000.00**
20075	930	10150	12/01/2022		14,000,000.00		**14,000,000.00**
20129	930	495224V53	12/01/2022			7,500.00	**7,500.00**
20142	930	494791RS7	12/01/2022			6,844.50	**6,844.50**
20171	930	3134GXDM3	12/01/2022			6,200.00	**6,200.00**
20172	930	494791RT5	12/01/2022			12,447.78	**12,447.78**
20186	930	962468ES9	12/01/2022			7,400.00	**7,400.00**
20187	930	962468ET7	12/01/2022			8,100.00	**8,100.00**
20188	930	962468EU4	12/01/2022			8,800.00	**8,800.00**
20189	930	962468EV2	12/01/2022			10,600.00	**10,600.00**
20075	930	10150	12/01/2022			187,174.87	**187,174.87**
20075	930	10150	12/01/2022	187,174.87			**-187,174.87**
20075	930	10150	12/02/2022		4,000,000.00		**4,000,000.00**
20075	930	10150	12/08/2022		3,000,000.00		**3,000,000.00**
20075	930	10150	12/12/2022		2,000,000.00		**2,000,000.00**
20231	930	3130A3GE8	12/13/2022			27,500.00	**27,500.00**
20237	930	3130ASAN9	12/13/2022			37,500.00	**37,500.00**
20168	930	939307KU7	12/15/2022			2,150.00	**2,150.00**
20229	930	904139CS9	12/15/2022			2,472.50	**2,472.50**
20206	930	3130AMQK1	12/16/2022			15,750.00	**15,750.00**
20174	930	3134GXFV1	12/17/2022			6,250.00	**6,250.00**
20075	930	10150	12/20/2022		4,000,000.00		**4,000,000.00**
20207	930	3130AMQS4	12/24/2022			5,625.00	**5,625.00**
20075	930	10150	12/28/2022		4,000,000.00		**4,000,000.00**
20208	930	3130AMRZ7	12/28/2022			5,625.00	**5,625.00**
20238	930	3130ASDH9	12/28/2022			46,500.00	**46,500.00**
20239	930	3130ASEN5	12/28/2022			30,200.00	**30,200.00**

Investment #	Fund	CUSIP	TransactionDate	New Principal	Principal Paydowns	Interest	Total Cash
20241	930	3130ATCB1	12/28/2022			18,125.00	**18,125.00**
20075	930	10150	12/29/2022		2,000,000.00		**2,000,000.00**
20240	930	3130ASHG7	12/29/2022			37,950.00	**37,950.00**
20075	930	10150	12/30/2022	5,000,000.00			**-5,000,000.00**
20133	930	686053BR9	12/30/2022			27,450.00	**27,450.00**
20148	930	3136G4XV0	12/30/2022			4,343.50	**4,343.50**
20210	930	3130AMWZ1	12/30/2022			19,950.00	**19,950.00**
20211	930	3130AMYQ9	12/30/2022			10,500.00	**10,500.00**
20234	930	68587FAU8	12/31/2022			3,862.80	**3,862.80**
20235	930	91282CDR9	12/31/2022			7,500.00	**7,500.00**
		Totals for ISLAND CO TREASURER'S INV POOL		**71,860,410.19**	**77,981,720.63**	**1,082,332.33**	**7,203,642.77**
		Grand Total		**71,860,410.19**	**77,981,720.63**	**1,082,332.33**	**7,203,642.77**

Island County Treasurer's Investment Pool
Participant Investment Balances by Fund
December 31, 2022

Fund#	Fund Description	Purchase Date	Par Value
621	FREELAND WATER/SEWER RESERVE	01/01/2022	184,000.00
626	FIRE DIST #5 SICK LEAVE	01/01/2022	63,116.43
628	FIRE DISTRICT #1 TRUST	01/01/2022	15,000.00
629	FIRE DISTRICT #1 MAINTENANCE	01/01/2022	3,544,000.00
631	S201 GENERAL	01/01/2022	2,442,593.00
632	S201 ASB	01/01/2022	672,608.00
633	S201 TRANS VEHICLE	01/01/2022	369,887.00
634	S201 BOND REDEMPTION	01/01/2022	18,104.00
635	S201 CAP PROJECT	01/01/2022	123,469.00
637	FIRE DISTRICT #2 EXPENSE	01/01/2022	1,770,000.00
638	FIRE DISTRICT #3 EXPENSE	01/01/2022	1,208,387.51
640	FIRE DISTRICT #5 MAINTENANCE	01/01/2022	2,968,720.00
643	FIRE DISTRICT #5 CAPITAL	01/01/2022	1,319,383.00
644	FIRE DISTRICT #5 BOND	01/01/2022	4,657,441.00
647	SO WHID PARK REC MAINTENANCE	01/01/2022	326,749.09
648	NO WHID POOL PARK REC BOND	01/01/2022	230.40
649	NO WHID POOL PARK REC RESERVE	01/01/2022	41,669.34
651	CEMETERY DISTRICT #1	01/01/2022	70,000.00
652	CEMETERY DISTRICT #2	01/01/2022	185,000.00
653	PORT COUPEVILLE MAINTENANCE	01/01/2022	700,000.00
654	PORT SOUTH WHIDBEY	01/01/2022	669,000.00
655	PORT MABANA MAINTENANCE	01/01/2022	29,500.00
657	PORT SOUTH WHIDBEY BOND	01/01/2022	672,673.37
677	S204 TRANS VEHICLE	01/01/2022	150,199.00
679	S204 BUILDING	01/01/2022	80,000.00
683	S206 GENERAL FUND	01/01/2022	2,150,000.00
684	S206 ASB	01/01/2022	35,000.00
688	S206 CAPITAL PROJECT	01/01/2022	1,900,000.00
690	S206 NONEXP TRUST	01/01/2022	780,000.00
696	SARATOGA BOND RESERVE	01/01/2022	112,193.49
697	PORT OF COUPEVILLE IDD FUND	09/30/2022	500,000.00
701	CLINTON WATER MAINTENANCE	01/01/2022	200,334.17
705	LONG BEACH MAINTENANCE	01/01/2022	90,129.51
707	PENN COVE MAINTENANCE	01/01/2022	1,070,000.00
719	BAYVIEW BEACH EMERGENCY	09/02/2022	100,250.00
720	CLINTON WATER CONSTRUCTION	01/01/2022	60,746.30
722	LONG BEACH CONSTRUCTION	01/01/2022	69,870.49
723	LAGOON POINT CAPITAL	09/02/2022	900,000.00
725	CAMANO VISTA CAPITAL IMP	01/01/2022	166,000.00
728	BAYVIEW BEACH SFR WATERLINE	01/01/2022	44,000.00
729	CLINTON BOND	01/01/2022	560.76
730	CROCKETT LAKE CONSTRUCTION	09/02/2022	355,000.00
739	JUNIPER BEACH MAINTENANCE	01/01/2022	150,000.00
742	FREELAND CONSTRUCTION	01/01/2022	1,675,000.00
755	ISLAND TRANSIT/PTBA	01/01/2022	50,000,000.00
758	PENN COVE CONSTRUCTION	01/01/2022	1,070,000.00
760	CLINTON WATER CAPITAL	01/01/2022	250,944.04
761	ADMIRALS COVE CAPITAL IMPROVEMENT	09/02/2022	725,000.00
763	SWANTOWN CAPITAL	09/02/2022	260,000.00
764	SCATCHET HEAD WATER EMERGENCY	01/01/2022	99,000.00
765	LEDGEWOOD BEACH CAPITAL	01/01/2022	395,000.00
766	BAYVIEW BEACH CONSTRUCTION	01/01/2022	350,000.00
768	SO WHID PARK REC CAPITAL	01/01/2022	45,000.00
769	CLINTON WATER SEWER	01/01/2022	477.45
771	FIRE DISTRICT #1 CAPITAL FACIL	01/01/2022	703,000.00
772	HOLMES HARBOR TRUST LOAN	01/01/2022	49,152.00
775	SO WHID PARKS & REC RESERVE	01/01/2022	342,188.00
776	FIRE DISTRICT #1 CAPITAL	01/01/2022	1,974,000.00
777	FIRE DISTRICT #1 RESERVE	01/01/2022	2,883,650.00
783	ADMIRALS COVE EMERGENCY RES	09/02/2022	50,000.00
785	HOLMES HARBOR CAPITAL IMP	01/01/2022	253,603.00
786	HOLMES HARBOR REPLACEMENT	01/01/2022	80,482.00
787	HOLMES HARBOR EFFLUENT DISPOSAL	04/18/2022	1,900.00
788	NO WHID POOL PARK & REC CAPITAL	01/01/2022	3,230.65
789	CLINTON WTR DIST ENCUMBER ACCT	01/01/2022	404,250.69
795	CROCKETT LAKE EMERGENCY RES	09/02/2022	36,300.00
920	RESIDUAL&STATE POOL INVESTMENT	01/01/2022	123,766,374.37
			216,384,367.06

ISLAND CO TREASURER'S INVESTM
Projected Cashflow Report
Sorted by Monthly
For the Period January 1, 2023 - December 31, 2023

		Par Value	Original Cost	Principal	Interest	Total
January 2023		0.00	0.00	0.00	133,566.03	133,566.03
February 2023		2,000,000.00	2,168,520.00	2,000,000.00	176,687.50	2,176,687.50
March 2023		0.00	0.00	0.00	222,480.44	222,480.44
April 2023		0.00	0.00	0.00	302,287.68	302,287.68
May 2023		5,000,000.00	5,018,300.00	5,000,000.00	250,559.30	5,250,559.30
June 2023		4,250,000.00	4,367,275.00	4,250,000.00	380,371.08	4,630,371.08
July 2023		0.00	0.00	0.00	136,841.03	136,841.03
August 2023		2,000,000.00	2,000,000.00	2,000,000.00	126,687.50	2,126,687.50
September 2023		2,600,000.00	2,637,194.00	2,600,000.00	257,531.83	2,857,531.83
October 2023		0.00	0.00	0.00	323,293.24	323,293.24
November 2023		1,420,000.00	1,507,202.20	1,420,000.00	189,684.30	1,609,684.30
December 2023		5,405,000.00	5,394,529.21	5,405,000.00	274,098.58	5,679,098.58
	GRAND TOTALS:	22,675,000.00	23,093,020.41	22,675,000.00	2,774,088.51	25,449,088.51

ISLAND CO TREASURER'S INVESTM
Projected Cashflow Report
Sorted by Monthly
For the Period January 1, 2023 - December 31, 2023

Projected Trans. Date	Investment #	Fund	Security ID	Transaction Type	Issuer	Par Value	Original Cost	Principal	Interest	Total
January 2023										
01/01/2023	20122	930	387874YG9	Interest	Grant County WA PUD #2	0.00	0.00	0.00	9,815.00	9,815.00
01/01/2023	20123	930	387874YF1	Interest	Grant County WA PUD #2	0.00	0.00	0.00	9,565.00	9,565.00
01/01/2023	20137	930	29270CX67	Interest	Energy NW Wash Elec Rev	0.00	0.00	0.00	15,875.00	15,875.00
01/01/2023	20165	930	31422BT75	Interest	Federal Agricultural Mtg Corp	0.00	0.00	0.00	19,727.78	19,727.78
01/01/2023	20166	930	464632UG1	Interest	Isle Wight Cnty VA	0.00	0.00	0.00	21,200.00	21,200.00
01/01/2023	20232	930	91523NWV4	Interest	University of WA	0.00	0.00	0.00	5,108.25	5,108.25
01/01/2023	20233	930	592112UB0	Interest	MET GOVT NASHVILLE &	0.00	0.00	0.00	1,525.00	1,525.00
01/09/2023	20149	930	3136G4YP2	Interest	Federal National Mtg Assn	0.00	0.00	0.00	7,200.00	7,200.00
01/15/2023	20150	930	3136G4YU1	Interest	Federal National Mtg Assn	0.00	0.00	0.00	7,300.00	7,300.00
01/15/2023	20178	930	31422B6K1	Interest	Federal Agricultural Mtg Corp	0.00	0.00	0.00	4,800.00	4,800.00
01/19/2023	20182	930	3133EMNG3	Interest	Federal Farm Credit Bank	0.00	0.00	0.00	1,150.00	1,150.00
01/22/2023	20152	930	3133ELX33	Interest	Federal Farm Credit Bank	0.00	0.00	0.00	6,900.00	6,900.00
01/26/2023	20177	930	3130AKMC7	Interest	Federal Home Loan Bank	0.00	0.00	0.00	7,500.00	7,500.00
01/28/2023	20180	930	3130AKQU3	Interest	Federal Home Loan Bank	0.00	0.00	0.00	8,400.00	8,400.00
01/28/2023	20181	930	3130AKRJ7	Interest	Federal Home Loan Bank	0.00	0.00	0.00	7,500.00	7,500.00
					Total for January 2023	**0.00**	**0.00**	**0.00**	**133,566.03**	**133,566.03**
February 2023										
02/01/2023	20130	930	812643UA0	Maturity	Seattle WA Light & PWR Revenue	2,000,000.00	2,168,520.00	2,000,000.00	50,000.00	2,050,000.00
02/01/2023	20141	930	9523472E1	Interest	West Contra Costa Cali Uni Sch	0.00	0.00	0.00	8,805.00	8,805.00
02/01/2023	20192	930	56781RKA4	Interest	Marin Calif Cmnty College Dist	0.00	0.00	0.00	985.00	985.00
02/01/2023	20193	930	56781RKB2	Interest	Marin Calif Cmnty College Dist	0.00	0.00	0.00	697.50	697.50
02/14/2023	20153	930	3136G4E82	Interest	Federal National Mtg Assn	0.00	0.00	0.00	6,500.00	6,500.00
02/16/2023	20105	930	3133EKA63	Interest	Federal Farm Credit Bank	0.00	0.00	0.00	16,000.00	16,000.00
02/17/2023	20159	930	3136G4K51	Interest	Federal National Mtg Assn	0.00	0.00	0.00	1,550.00	1,550.00
02/17/2023	20214	930	3133EM2V3	Interest	Federal Farm Credit Bank	0.00	0.00	0.00	9,100.00	9,100.00
02/18/2023	20154	930	3136G4J53	Interest	Federal National Mtg Assn	0.00	0.00	0.00	6,000.00	6,000.00
02/21/2023	20176	930	3136G4K77	Interest	Federal National Mtg Assn	0.00	0.00	0.00	4,500.00	4,500.00
02/25/2023	20183	930	3130AKYR1	Interest	Federal Home Loan Bank	0.00	0.00	0.00	5,500.00	5,500.00
02/25/2023	20184	930	3130AKY42	Interest	Federal Home Loan Bank	0.00	0.00	0.00	5,300.00	5,300.00
02/25/2023	20194	930	3130ALCW2	Interest	Federal Home Loan Bank	0.00	0.00	0.00	6,250.00	6,250.00
02/25/2023	20205	930	3135G05X7	Interest	Federal National Mtg Assn	0.00	0.00	0.00	5,625.00	5,625.00
02/25/2023	20212	930	3130ANL57	Interest	Federal Home Loan Bank	0.00	0.00	0.00	13,125.00	13,125.00
02/25/2023	20213	930	3130ANPN4	Interest	Federal Home Loan Bank	0.00	0.00	0.00	15,000.00	15,000.00
02/26/2023	20215	930	3130ANNZ9	Interest	Federal Home Loan Bank	0.00	0.00	0.00	3,250.00	3,250.00

Projected Trans. Date	Investment #	Fund	Security ID	Transaction Type	Issuer	Par Value	Original Cost	Principal	Interest	Total
February 2023										
02/27/2023	20157	930	3136G4V59	Interest	Federal National Mtg Assn	0.00	0.00	0.00	6,250.00	6,250.00
02/28/2023	20158	930	3136G4R62	Interest	Federal National Mtg Assn	0.00	0.00	0.00	6,250.00	6,250.00
02/28/2023	20160	930	3136G4X24	Interest	Federal National Mtg Assn	0.00	0.00	0.00	6,000.00	6,000.00
					Total for February 2023	**2,000,000.00**	**2,168,520.00**	**2,000,000.00**	**176,687.50**	**2,176,687.50**
March 2023										
03/01/2023	20107	930	4423315T7	Interest	City of Houston TX	0.00	0.00	0.00	19,500.00	19,500.00
03/01/2023	20136	930	64966MWK1	Interest	City of New York NY	0.00	0.00	0.00	7,556.25	7,556.25
03/01/2023	20139	930	727177VW4	Interest	Plano Tex	0.00	0.00	0.00	7,500.00	7,500.00
03/01/2023	20144	930	220113DB7	Interest	Corpus Christi TEX	0.00	0.00	0.00	5,742.45	5,742.45
03/01/2023	20175	930	14739HEC1	Interest	Cascade Wtr Alliance WA Wtr S	0.00	0.00	0.00	8,900.00	8,900.00
03/08/2023	20246	930	3130ATKJ5	Interest	Federal Home Loan Bank	0.00	0.00	0.00	37,673.61	37,673.61
03/10/2023	20196	930	3130ALFS8	Interest	Federal Home Loan Bank	0.00	0.00	0.00	8,000.00	8,000.00
03/13/2023	20216	930	3130ANR28	Interest	Federal Home Loan Bank	0.00	0.00	0.00	3,750.00	3,750.00
03/14/2023	20209	930	3130A4CH3	Interest	Federal Home Loan Bank	0.00	0.00	0.00	16,090.63	16,090.63
03/15/2023	20161	930	3134GWC53	Interest	Federal Home Loan Mtg Corp	0.00	0.00	0.00	6,500.00	6,500.00
03/16/2023	20162	930	3136G43T8	Interest	Federal National Mtg Assn	0.00	0.00	0.00	4,000.00	4,000.00
03/26/2023	20116	930	31422BMD9	Interest	Federal Agricultural Mtg Corp	0.00	0.00	0.00	11,092.50	11,092.50
03/28/2023	20217	930	3130AP3M5	Interest	Federal Home Loan Bank	0.00	0.00	0.00	5,500.00	5,500.00
03/28/2023	20228	930	3130ARFB2	Interest	Federal Home Loan Bank	0.00	0.00	0.00	15,500.00	15,500.00
03/29/2023	20220	930	3130ANZP8	Interest	Federal Home Loan Bank	0.00	0.00	0.00	10,500.00	10,500.00
03/30/2023	20218	930	3130AP6M2	Interest	Federal Home Loan Bank	0.00	0.00	0.00	15,300.00	15,300.00
03/30/2023	20219	930	3130AP5F8	Interest	Federal Home Loan Bank	0.00	0.00	0.00	7,500.00	7,500.00
03/31/2023	20221	930	912828YG9	Interest	U.S. Treasury	0.00	0.00	0.00	24,375.00	24,375.00
03/31/2023	20224	930	912828ZF0	Interest	U.S. Treasury	0.00	0.00	0.00	7,500.00	7,500.00
					Total for March 2023	**0.00**	**0.00**	**0.00**	**222,480.44**	**222,480.44**
April 2023										
04/01/2023	20132	930	943080SR3	Interest	City of Waukesha WI	0.00	0.00	0.00	3,900.00	3,900.00
04/01/2023	20140	930	882722VM0	Interest	Texas St	0.00	0.00	0.00	6,081.43	6,081.43
04/01/2023	20165	930	31422BT75	Interest	Federal Agricultural Mtg Corp	0.00	0.00	0.00	22,750.00	22,750.00
04/01/2023	20173	930	31422B4E7	Interest	Federal Agricultural Mtg Corp	0.00	0.00	0.00	5,000.00	5,000.00
04/03/2023	20242	930	3130ATT31	Interest	Federal Home Loan Bank	0.00	0.00	0.00	38,750.00	38,750.00
04/03/2023	20245	930	3130ATT312	Interest	Federal Home Loan Bank	0.00	0.00	0.00	38,750.00	38,750.00
04/08/2023	20227	930	3134GXQE7	Interest	Federal Home Loan Mtg Corp	0.00	0.00	0.00	25,000.00	25,000.00
04/14/2023	20197	930	3130ALVZ4	Interest	Federal Home Loan Bank	0.00	0.00	0.00	10,400.00	10,400.00
04/21/2023	20198	930	3130ALWV2	Interest	Federal Home Loan Bank	0.00	0.00	0.00	5,500.00	5,500.00
04/21/2023	20222	930	3130APA39	Interest	Federal Home Loan Bank	0.00	0.00	0.00	9,900.00	9,900.00
04/21/2023	20223	930	3130APAY1	Interest	Federal Home Loan Bank	0.00	0.00	0.00	16,500.00	16,500.00
04/27/2023	20167	930	3136G45C3	Interest	Federal National Mtg Assn	0.00	0.00	0.00	5,400.00	5,400.00

Projected Trans. Date	Investment #	Fund	Security ID	Transaction Type	Issuer	Par Value	Original Cost	Principal	Interest	Total
April 2023										
04/27/2023	20243	930	3130ATK71	Interest	Federal Home Loan Bank	0.00	0.00	0.00	11,756.25	11,756.25
04/27/2023	20247	930	31422XM74	Interest	Federal Agricultural Mtg Corp	0.00	0.00	0.00	51,700.00	51,700.00
04/28/2023	20169	930	3136G46S7	Interest	Federal National Mtg Assn	0.00	0.00	0.00	5,600.00	5,600.00
04/28/2023	20170	930	3136G47A5	Interest	Federal National Mtg Assn	0.00	0.00	0.00	5,300.00	5,300.00
04/28/2023	20179	930	459058JL8	Interest	Internation Bank Recon & Devel	0.00	0.00	0.00	5,000.00	5,000.00
04/28/2023	20225	930	3130APF83	Interest	Federal Home Loan Bank	0.00	0.00	0.00	8,750.00	8,750.00
04/29/2023	20200	930	3130AM4L3	Interest	Federal Home Loan Bank	0.00	0.00	0.00	18,750.00	18,750.00
04/30/2023	20195	930	912828ZN3	Interest	U.S. Treasury	0.00	0.00	0.00	7,500.00	7,500.00
					Total for April 2023	**0.00**	**0.00**	**0.00**	**302,287.68**	**302,287.68**
May 2023										
05/01/2023	20119	930	31422BPG9	Interest	Federal Agricultural Mtg Corp	0.00	0.00	0.00	8,950.00	8,950.00
05/01/2023	20128	930	605581LJ4	Interest	State of Mississippi	0.00	0.00	0.00	24,196.80	24,196.80
05/01/2023	20151	930	032879UR7	Interest	Anchor Bay Mich Sch Dist	0.00	0.00	0.00	7,200.00	7,200.00
05/01/2023	20230	930	899559PW2	Maturity	Tulsa Cnty Sch Dist	2,000,000.00	2,018,300.00	2,000,000.00	29,000.00	2,029,000.00
05/08/2023	20244	930	3134GY2H4	Interest	Federal Home Loan Mtg Corp	0.00	0.00	0.00	82,500.00	82,500.00
05/15/2023	20226	930	912828WJ5	Interest	U.S. Treasury	0.00	0.00	0.00	25,000.00	25,000.00
05/18/2023	20202	930	3133EMZS4	Interest	Federal Farm Credit Bank	0.00	0.00	0.00	13,500.00	13,500.00
05/19/2023	20204	930	3133EMZT2	Interest	Federal Farm Credit Bank	0.00	0.00	0.00	6,800.00	6,800.00
05/23/2023	20248	930	3130APQ40	Interest	Federal Home Loan Bank	0.00	0.00	0.00	12,337.50	12,337.50
05/25/2023	20236	930	3130ARWG2	Maturity	Federal Home Loan Bank	3,000,000.00	3,000,000.00	3,000,000.00	31,875.00	3,031,875.00
05/27/2023	20203	930	31422XGL0	Interest	Federal Agricultural Mtg Corp	0.00	0.00	0.00	9,200.00	9,200.00
					Total for May 2023	**5,000,000.00**	**5,018,300.00**	**5,000,000.00**	**250,559.30**	**5,250,559.30**
June 2023										
06/01/2023	20142	930	494791RS7	Interest	King Cnty WA Pub Hosp	0.00	0.00	0.00	6,844.50	6,844.50
06/01/2023	20171	930	3134GXDM3	Interest	Federal Home Loan Mtg Corp	0.00	0.00	0.00	6,200.00	6,200.00
06/01/2023	20172	930	494791RT5	Interest	King Cnty WA Pub Hosp	0.00	0.00	0.00	12,447.78	12,447.78
06/01/2023	20187	930	962468ET7	Interest	Whatcom Co PUD	0.00	0.00	0.00	8,100.00	8,100.00
06/01/2023	20188	930	962468EU4	Interest	Whatcom Co PUD	0.00	0.00	0.00	8,800.00	8,800.00
06/01/2023	20189	930	962468EV2	Interest	Whatcom Co PUD	0.00	0.00	0.00	10,600.00	10,600.00
06/13/2023	20231	930	3130A3GE8	Interest	Federal Home Loan Bank	0.00	0.00	0.00	27,500.00	27,500.00
06/13/2023	20237	930	3130ASAN9	Interest	Federal Home Loan Bank	0.00	0.00	0.00	37,500.00	37,500.00
06/15/2023	20168	930	939307KU7	Maturity	WA Mult & Yamhill Cnty OR Sch	1,000,000.00	1,000,000.00	1,000,000.00	2,150.00	1,002,150.00
06/15/2023	20229	930	904139CS9	Maturity	UMATILLA COUNTY SCHOOL	250,000.00	249,355.00	250,000.00	2,472.50	252,472.50
06/16/2023	20206	930	3130AMQK1	Interest	Federal Home Loan Bank	0.00	0.00	0.00	15,750.00	15,750.00
06/17/2023	20174	930	3134GXFV1	Interest	Federal Home Loan Mtg Corp	0.00	0.00	0.00	6,250.00	6,250.00
06/24/2023	20207	930	3130AMQS4	Interest	Federal Home Loan Bank	0.00	0.00	0.00	5,625.00	5,625.00
06/28/2023	20208	930	3130AMRZ7	Interest	Federal Home Loan Bank	0.00	0.00	0.00	5,625.00	5,625.00
06/28/2023	20238	930	3130ASDH9	Interest	Federal Home Loan Bank	0.00	0.00	0.00	46,500.00	46,500.00

Projected Trans. Date	Investment #	Fund	Security ID	Transaction Type	Issuer	Par Value	Original Cost	Principal	Interest	Total
June 2023										
06/28/2023	20239	930	3130ASEN5	Interest	Federal Home Loan Bank	0.00	0.00	0.00	30,200.00	30,200.00
06/28/2023	20241	930	3130ATCB1	Maturity	Federal Home Loan Bank	2,000,000.00	2,000,000.00	2,000,000.00	36,250.00	2,036,250.00
06/29/2023	20240	930	3130ASHG7	Interest	Federal Home Loan Bank	0.00	0.00	0.00	37,950.00	37,950.00
06/30/2023	20133	930	686053BR9	Maturity	Oregon School Boards Assn	1,000,000.00	1,117,920.00	1,000,000.00	27,450.00	1,027,450.00
06/30/2023	20148	930	3136G4XV0	Interest	Federal National Mtg Assn	0.00	0.00	0.00	4,343.50	4,343.50
06/30/2023	20210	930	3130AMWZ1	Interest	Federal Home Loan Bank	0.00	0.00	0.00	19,950.00	19,950.00
06/30/2023	20211	930	3130AMYQ9	Interest	Federal Home Loan Bank	0.00	0.00	0.00	10,500.00	10,500.00
06/30/2023	20234	930	68587FAU8	Interest	OREGON EDU DISTS FULL FAITH	0.00	0.00	0.00	3,862.80	3,862.80
06/30/2023	20235	930	91282CDR9	Interest	U.S. Treasury	0.00	0.00	0.00	7,500.00	7,500.00
					Total for June 2023	**4,250,000.00**	**4,367,275.00**	**4,250,000.00**	**380,371.08**	**4,630,371.08**
July 2023										
07/01/2023	20122	930	387874YG9	Interest	Grant County WA PUD #2	0.00	0.00	0.00	9,815.00	9,815.00
07/01/2023	20123	930	387874YF1	Interest	Grant County WA PUD #2	0.00	0.00	0.00	9,565.00	9,565.00
07/01/2023	20137	930	29270CX67	Interest	Energy NW Wash Elec Rev	0.00	0.00	0.00	15,875.00	15,875.00
07/01/2023	20165	930	31422BT75	Interest	Federal Agricultural Mtg Corp	0.00	0.00	0.00	23,002.78	23,002.78
07/01/2023	20166	930	464632UG1	Interest	Isle Wight Cnty VA	0.00	0.00	0.00	21,200.00	21,200.00
07/01/2023	20232	930	91523NWV4	Interest	University of WA	0.00	0.00	0.00	5,108.25	5,108.25
07/01/2023	20233	930	592112UB0	Interest	MET GOVT NASHVILLE &	0.00	0.00	0.00	1,525.00	1,525.00
07/09/2023	20149	930	3136G4YP2	Interest	Federal National Mtg Assn	0.00	0.00	0.00	7,200.00	7,200.00
07/15/2023	20150	930	3136G4YU1	Interest	Federal National Mtg Assn	0.00	0.00	0.00	7,300.00	7,300.00
07/15/2023	20178	930	31422B6K1	Interest	Federal Agricultural Mtg Corp	0.00	0.00	0.00	4,800.00	4,800.00
07/19/2023	20182	930	3133EMNG3	Interest	Federal Farm Credit Bank	0.00	0.00	0.00	1,150.00	1,150.00
07/22/2023	20152	930	3133ELX33	Interest	Federal Farm Credit Bank	0.00	0.00	0.00	6,900.00	6,900.00
07/26/2023	20177	930	3130AKMC7	Interest	Federal Home Loan Bank	0.00	0.00	0.00	7,500.00	7,500.00
07/28/2023	20180	930	3130AKQU3	Interest	Federal Home Loan Bank	0.00	0.00	0.00	8,400.00	8,400.00
07/28/2023	20181	930	3130AKRJ7	Interest	Federal Home Loan Bank	0.00	0.00	0.00	7,500.00	7,500.00
					Total for July 2023	**0.00**	**0.00**	**0.00**	**136,841.03**	**136,841.03**
August 2023										
08/01/2023	20141	930	9523472E1	Interest	West Contra Costa Cali Uni Sch	0.00	0.00	0.00	8,805.00	8,805.00
08/01/2023	20192	930	56781RKA4	Maturity	Marin Calif Cmnty College Dist	1,000,000.00	1,000,000.00	1,000,000.00	985.00	1,000,985.00
08/01/2023	20193	930	56781RKB2	Interest	Marin Calif Cmnty College Dist	0.00	0.00	0.00	697.50	697.50
08/14/2023	20153	930	3136G4E82	Interest	Federal National Mtg Assn	0.00	0.00	0.00	6,500.00	6,500.00
08/16/2023	20105	930	3133EKA63	Interest	Federal Farm Credit Bank	0.00	0.00	0.00	16,000.00	16,000.00
08/17/2023	20159	930	3136G4K51	Maturity	Federal National Mtg Assn	1,000,000.00	1,000,000.00	1,000,000.00	1,550.00	1,001,550.00
08/17/2023	20214	930	3133EM2V3	Interest	Federal Farm Credit Bank	0.00	0.00	0.00	9,100.00	9,100.00
08/18/2023	20154	930	3136G4J53	Interest	Federal National Mtg Assn	0.00	0.00	0.00	6,000.00	6,000.00
08/21/2023	20176	930	3136G4K77	Interest	Federal National Mtg Assn	0.00	0.00	0.00	4,500.00	4,500.00
08/25/2023	20183	930	3130AKYR1	Interest	Federal Home Loan Bank	0.00	0.00	0.00	5,500.00	5,500.00

Projected Trans. Date	Investment #	Fund	Security ID	Transaction Type	Issuer	Par Value	Original Cost	Principal	Interest	Total
August 2023										
08/25/2023	20184	930	3130AKY42	Interest	Federal Home Loan Bank	0.00	0.00	0.00	5,300.00	5,300.00
08/25/2023	20194	930	3130ALCW2	Interest	Federal Home Loan Bank	0.00	0.00	0.00	6,250.00	6,250.00
08/25/2023	20205	930	3135G05X7	Interest	Federal National Mtg Assn	0.00	0.00	0.00	5,625.00	5,625.00
08/25/2023	20212	930	3130ANL57	Interest	Federal Home Loan Bank	0.00	0.00	0.00	13,125.00	13,125.00
08/25/2023	20213	930	3130ANPN4	Interest	Federal Home Loan Bank	0.00	0.00	0.00	15,000.00	15,000.00
08/26/2023	20215	930	3130ANNZ9	Interest	Federal Home Loan Bank	0.00	0.00	0.00	3,250.00	3,250.00
08/27/2023	20157	930	3136G4V59	Interest	Federal National Mtg Assn	0.00	0.00	0.00	6,250.00	6,250.00
08/28/2023	20158	930	3136G4R62	Interest	Federal National Mtg Assn	0.00	0.00	0.00	6,250.00	6,250.00
08/28/2023	20160	930	3136G4X24	Interest	Federal National Mtg Assn	0.00	0.00	0.00	6,000.00	6,000.00
					Total for August 2023	**2,000,000.00**	**2,000,000.00**	**2,000,000.00**	**126,687.50**	**2,126,687.50**
September 2023										
09/01/2023	20107	930	4423315T7	Interest	City of Houston TX	0.00	0.00	0.00	19,500.00	19,500.00
09/01/2023	20136	930	64966MWK1	Interest	City of New York NY	0.00	0.00	0.00	7,556.25	7,556.25
09/01/2023	20139	930	727177VW4	Maturity	Plano Tex	300,000.00	337,194.00	300,000.00	7,500.00	307,500.00
09/01/2023	20144	930	220113DB7	Interest	Corpus Christi TEX	0.00	0.00	0.00	5,742.45	5,742.45
09/01/2023	20175	930	14739HEC1	Interest	Cascade Wtr Alliance WA Wtr S	0.00	0.00	0.00	8,900.00	8,900.00
09/08/2023	20246	930	3130ATKJ5	Interest	Federal Home Loan Bank	0.00	0.00	0.00	43,750.00	43,750.00
09/10/2023	20196	930	3130ALFS8	Interest	Federal Home Loan Bank	0.00	0.00	0.00	8,000.00	8,000.00
09/13/2023	20216	930	3130ANR28	Interest	Federal Home Loan Bank	0.00	0.00	0.00	3,750.00	3,750.00
09/14/2023	20209	930	3130A4CH3	Interest	Federal Home Loan Bank	0.00	0.00	0.00	16,090.63	16,090.63
09/15/2023	20161	930	3134GWC53	Interest	Federal Home Loan Mtg Corp	0.00	0.00	0.00	6,500.00	6,500.00
09/16/2023	20162	930	3136G43T8	Interest	Federal National Mtg Assn	0.00	0.00	0.00	4,000.00	4,000.00
09/26/2023	20116	930	31422BMD9	Interest	Federal Agricultural Mtg Corp	0.00	0.00	0.00	11,092.50	11,092.50
09/28/2023	20217	930	3130AP3M5	Interest	Federal Home Loan Bank	0.00	0.00	0.00	5,500.00	5,500.00
09/28/2023	20228	930	3130ARFB2	Interest	Federal Home Loan Bank	0.00	0.00	0.00	25,500.00	25,500.00
09/29/2023	20220	930	3130ANZP8	Interest	Federal Home Loan Bank	0.00	0.00	0.00	10,500.00	10,500.00
09/29/2023	20240	930	3130ASHG7	Maturity	Federal Home Loan Bank	2,300,000.00	2,300,000.00	2,300,000.00	18,975.00	2,318,975.00
09/30/2023	20218	930	3130AP6M2	Interest	Federal Home Loan Bank	0.00	0.00	0.00	15,300.00	15,300.00
09/30/2023	20219	930	3130AP5F8	Interest	Federal Home Loan Bank	0.00	0.00	0.00	7,500.00	7,500.00
09/30/2023	20221	930	912828YG9	Interest	U.S. Treasury	0.00	0.00	0.00	24,375.00	24,375.00
09/30/2023	20224	930	912828ZF0	Interest	U.S. Treasury	0.00	0.00	0.00	7,500.00	7,500.00
					Total for September 2023	**2,600,000.00**	**2,637,194.00**	**2,600,000.00**	**257,531.83**	**2,857,531.83**
October 2023										
10/01/2023	20132	930	943080SR3	Interest	City of Waukesha WI	0.00	0.00	0.00	3,900.00	3,900.00
10/01/2023	20140	930	882722VM0	Interest	Texas St	0.00	0.00	0.00	6,081.43	6,081.43
10/01/2023	20165	930	31422BT75	Interest	Federal Agricultural Mtg Corp	0.00	0.00	0.00	23,255.56	23,255.56
10/01/2023	20173	930	31422B4E7	Interest	Federal Agricultural Mtg Corp	0.00	0.00	0.00	5,000.00	5,000.00
10/03/2023	20242	930	3130ATT31	Interest	Federal Home Loan Bank	0.00	0.00	0.00	45,000.00	45,000.00

Projected Trans. Date	Investment #	Fund	Security ID	Transaction Type	Issuer	Par Value	Original Cost	Principal	Interest	Total
October 2023										
10/03/2023	20245	930	3130ATT312	Interest	Federal Home Loan Bank	0.00	0.00	0.00	45,000.00	45,000.00
10/08/2023	20227	930	3134GXQE7	Interest	Federal Home Loan Mtg Corp	0.00	0.00	0.00	25,000.00	25,000.00
10/14/2023	20197	930	3130ALVZ4	Interest	Federal Home Loan Bank	0.00	0.00	0.00	10,400.00	10,400.00
10/21/2023	20198	930	3130ALWV2	Interest	Federal Home Loan Bank	0.00	0.00	0.00	13,500.00	13,500.00
10/21/2023	20222	930	3130APA39	Interest	Federal Home Loan Bank	0.00	0.00	0.00	9,900.00	9,900.00
10/21/2023	20223	930	3130APAY1	Interest	Federal Home Loan Bank	0.00	0.00	0.00	16,500.00	16,500.00
10/27/2023	20167	930	3136G45C3	Interest	Federal National Mtg Assn	0.00	0.00	0.00	5,400.00	5,400.00
10/27/2023	20243	930	3130ATK71	Interest	Federal Home Loan Bank	0.00	0.00	0.00	11,756.25	11,756.25
10/27/2023	20247	930	31422XM74	Interest	Federal Agricultural Mtg Corp	0.00	0.00	0.00	51,700.00	51,700.00
10/28/2023	20169	930	3136G46S7	Interest	Federal National Mtg Assn	0.00	0.00	0.00	5,600.00	5,600.00
10/28/2023	20170	930	3136G47A5	Interest	Federal National Mtg Assn	0.00	0.00	0.00	5,300.00	5,300.00
10/28/2023	20179	930	459058JL8	Interest	Internation Bank Recon & Devel	0.00	0.00	0.00	5,000.00	5,000.00
10/28/2023	20225	930	3130APF83	Interest	Federal Home Loan Bank	0.00	0.00	0.00	8,750.00	8,750.00
10/29/2023	20200	930	3130AM4L3	Interest	Federal Home Loan Bank	0.00	0.00	0.00	18,750.00	18,750.00
10/31/2023	20195	930	912828ZN3	Interest	U.S. Treasury	0.00	0.00	0.00	7,500.00	7,500.00
					Total for October 2023	**0.00**	**0.00**	**0.00**	**323,293.24**	**323,293.24**
November 2023										
11/01/2023	20119	930	31422BPG9	Interest	Federal Agricultural Mtg Corp	0.00	0.00	0.00	8,950.00	8,950.00
11/01/2023	20128	930	605581LJ4	Maturity	State of Mississippi	1,420,000.00	1,507,202.20	1,420,000.00	24,196.80	1,444,196.80
11/01/2023	20151	930	032879UR7	Interest	Anchor Bay Mich Sch Dist	0.00	0.00	0.00	7,200.00	7,200.00
11/08/2023	20244	930	3134GY2H4	Interest	Federal Home Loan Mtg Corp	0.00	0.00	0.00	82,500.00	82,500.00
11/15/2023	20226	930	912828WJ5	Interest	U.S. Treasury	0.00	0.00	0.00	25,000.00	25,000.00
11/18/2023	20202	930	3133EMZS4	Interest	Federal Farm Credit Bank	0.00	0.00	0.00	13,500.00	13,500.00
11/19/2023	20204	930	3133EMZT2	Interest	Federal Farm Credit Bank	0.00	0.00	0.00	6,800.00	6,800.00
11/23/2023	20248	930	3130APQ40	Interest	Federal Home Loan Bank	0.00	0.00	0.00	12,337.50	12,337.50
11/27/2023	20203	930	31422XGL0	Interest	Federal Agricultural Mtg Corp	0.00	0.00	0.00	9,200.00	9,200.00
					Total for November 2023	**1,420,000.00**	**1,507,202.20**	**1,420,000.00**	**189,684.30**	**1,609,684.30**
December 2023										
12/01/2023	20142	930	494791RS7	Interest	King Cnty WA Pub Hosp	0.00	0.00	0.00	6,844.50	6,844.50
12/01/2023	20171	930	3134GXDM3	Interest	Federal Home Loan Mtg Corp	0.00	0.00	0.00	6,200.00	6,200.00
12/01/2023	20172	930	494791RT5	Interest	King Cnty WA Pub Hosp	0.00	0.00	0.00	12,447.78	12,447.78
12/01/2023	20187	930	962468ET7	Maturity	Whatcom Co PUD	405,000.00	446,872.95	405,000.00	8,100.00	413,100.00
12/01/2023	20188	930	962468EU4	Interest	Whatcom Co PUD	0.00	0.00	0.00	8,800.00	8,800.00
12/01/2023	20189	930	962468EV2	Interest	Whatcom Co PUD	0.00	0.00	0.00	10,600.00	10,600.00
12/13/2023	20231	930	3130A3GE8	Interest	Federal Home Loan Bank	0.00	0.00	0.00	27,500.00	27,500.00
12/13/2023	20237	930	3130ASAN9	Maturity	Federal Home Loan Bank	3,000,000.00	3,000,000.00	3,000,000.00	37,500.00	3,037,500.00
12/16/2023	20206	930	3130AMQK1	Interest	Federal Home Loan Bank	0.00	0.00	0.00	15,750.00	15,750.00
12/17/2023	20174	930	3134GXFV1	Interest	Federal Home Loan Mtg Corp	0.00	0.00	0.00	6,250.00	6,250.00

Projected Trans. Date	Investment #	Fund	Security ID	Transaction Type	Issuer	Par Value	Original Cost	Principal	Interest	Total
December 2023										
12/24/2023	20207	930	3130AMQS4	Interest	Federal Home Loan Bank	0.00	0.00	0.00	5,625.00	5,625.00
12/28/2023	20208	930	3130AMRZ7	Interest	Federal Home Loan Bank	0.00	0.00	0.00	5,625.00	5,625.00
12/28/2023	20238	930	3130ASDH9	Interest	Federal Home Loan Bank	0.00	0.00	0.00	46,500.00	46,500.00
12/28/2023	20239	930	3130ASEN5	Interest	Federal Home Loan Bank	0.00	0.00	0.00	30,200.00	30,200.00
12/30/2023	20148	930	3136G4XV0	Interest	Federal National Mtg Assn	0.00	0.00	0.00	4,343.50	4,343.50
12/30/2023	20210	930	3130AMWZ1	Interest	Federal Home Loan Bank	0.00	0.00	0.00	19,950.00	19,950.00
12/30/2023	20211	930	3130AMYQ9	Interest	Federal Home Loan Bank	0.00	0.00	0.00	10,500.00	10,500.00
12/31/2023	20234	930	68587FAU8	Interest	OREGON EDU DISTS FULL FAITH	0.00	0.00	0.00	3,862.80	3,862.80
12/31/2023	20235	930	91282CDR9	Maturity	U.S. Treasury	2,000,000.00	1,947,656.26	2,000,000.00	7,500.00	2,007,500.00
					Total for December 2023	**5,405,000.00**	**5,394,529.21**	**5,405,000.00**	**274,098.58**	**5,679,098.58**
					GRAND TOTALS:	**22,675,000.00**	**23,093,020.41**	**22,675,000.00**	**2,774,088.51**	**25,449,088.51**

ISLAND CO TREASURER'S INVESTM
Projected Interest
Sorted by Maturity Date
January 1, 2023 - December 31, 2023

CUSIP	Investment #	Fund	Cert./Acct#	Sec. Type	Issuer	Purchase Date	Par Value When Due	Maturity Date	Current Rate	Interest Date Due	Interest Amount Due
January 2023											
387874YF1	20123	930		MUN	Grant County WA PUD #2	01/29/2020	1,000,000.00	01/01/2024	1.913	01/01/2023	9,565.00
29270CX67	20137	930		MUN	Energy NW Wash Elec Rev	04/27/2020	635,000.00	07/01/2024	5.000	01/01/2023	15,875.00
387874YG9	20122	930		MUN	Grant County WA PUD #2	01/29/2020	1,000,000.00	01/01/2025	1.963	01/01/2023	9,815.00
464632UG1	20166	930		MUN	Isle Wight Cnty VA	10/27/2020	2,120,000.00	07/01/2025	2.000	01/01/2023	21,200.00
91523NWV4	20232	930		MUN	University of WA	04/29/2022	525,000.00	07/01/2025	1.946	01/01/2023	5,108.25
592112UB0	20233	930		MUN	MET GOVT NASHVILLE & DAVIDSON	05/02/2022	500,000.00	07/01/2025	0.610	01/01/2023	1,525.00
31422BT75	20165	930		VR1	Federal Agricultural Mtg Corp	10/01/2020	2,000,000.00	10/01/2025	4.550	01/01/2023	19,727.78
3136G4YP2	20149	930		MC1	Federal National Mtg Assn	07/09/2020	2,000,000.00	07/09/2025	0.720	01/09/2023	7,200.00
3136G4YU1	20150	930		MC1	Federal National Mtg Assn	07/15/2020	2,000,000.00	07/15/2025	0.730	01/15/2023	7,300.00
31422B6K1	20178	930		FAC	Federal Agricultural Mtg Corp	01/15/2021	2,000,000.00	01/15/2026	0.480	01/15/2023	4,800.00
3133EMNG3	20182	930		FAC	Federal Farm Credit Bank	02/04/2021	1,000,000.00	01/19/2024	0.230	01/19/2023	1,150.00
3133ELX33	20152	930		MC1	Federal Farm Credit Bank	07/23/2020	2,000,000.00	07/22/2025	0.690	01/22/2023	6,900.00
3130AKMC7	20177	930		MC1	Federal Home Loan Bank	01/26/2021	3,000,000.00	01/26/2026	0.500	01/26/2023	7,500.00
3130AKQU3	20180	930		MC1	Federal Home Loan Bank	01/28/2021	3,000,000.00	01/28/2026	0.560	01/28/2023	8,400.00
3130AKRJ7	20181	930		MC1	Federal Home Loan Bank	01/28/2021	2,000,000.00	01/28/2026	0.750	01/28/2023	7,500.00
										Total Expected for January 2023	**133,566.03**
February 2023											
10150	20075	930		RRP	State Treasurer	01/01/2019	15,343,802.48		4.091	02/01/2023	53,312.78
812643UA0	20130	930		MUN	Seattle WA Light & PWR Revenue	03/24/2020	2,000,000.00	02/01/2023	5.000	02/01/2023	50,000.00
56781RKA4	20192	930		MUN	Marin Calif Cmnty College Dist	02/25/2021	1,000,000.00	08/01/2023	0.197	02/01/2023	985.00
9523472E1	20141	930		MUN	West Contra Costa Cali Uni Sch	05/12/2020	1,000,000.00	08/01/2024	1.761	02/01/2023	8,805.00
56781RKB2	20193	930		MUN	Marin Calif Cmnty College Dist	02/25/2021	500,000.00	08/01/2024	0.279	02/01/2023	697.50
3136G4E82	20153	930		MC1	Federal National Mtg Assn	08/14/2020	2,000,000.00	08/14/2025	0.650	02/14/2023	6,500.00
3133EKA63	20105	930		FAC	Federal Farm Credit Bank	08/16/2019	2,000,000.00	08/16/2024	1.600	02/16/2023	16,000.00
3136G4K51	20159	930		MC1	Federal National Mtg Assn	08/19/2020	1,000,000.00	08/17/2023	0.310	02/17/2023	1,550.00
3133EM2V3	20214	930		MC1	Federal Farm Credit Bank	08/19/2021	2,000,000.00	08/17/2026	0.910	02/17/2023	9,100.00
3136G4J53	20154	930		MC1	Federal National Mtg Assn	08/18/2020	2,000,000.00	08/18/2025	0.600	02/18/2023	6,000.00
3136G4K77	20176	930		MC1	Federal National Mtg Assn	01/07/2021	2,000,000.00	08/21/2025	0.450	02/21/2023	4,500.00
3135G05X7	20205	930		FAC	Federal National Mtg Assn	05/24/2021	3,000,000.00	08/25/2025	0.375	02/25/2023	5,625.00
3130AKYR1	20183	930		MC1	Federal Home Loan Bank	02/25/2021	2,000,000.00	02/25/2026	0.550	02/25/2023	5,500.00
3130AKY42	20184	930		MC1	Federal Home Loan Bank	02/25/2021	2,000,000.00	02/25/2026	0.530	02/25/2023	5,300.00
3130ALCW2	20194	930		MC1	Federal Home Loan Bank	02/25/2021	2,000,000.00	02/25/2026	0.625	02/25/2023	6,250.00
3130ANL57	20212	930		MC1	Federal Home Loan Bank	08/25/2021	3,000,000.00	08/25/2026	0.875	02/25/2023	13,125.00
3130ANPN4	20213	930		MC1	Federal Home Loan Bank	08/25/2021	3,000,000.00	08/25/2026	1.000	02/25/2023	15,000.00

CUSIP	Investment #	Fund	Cert./Acct#	Sec. Type	Issuer	Purchase Date	Par Value When Due	Maturity Date	Current Rate	Interest Date Due	Interest Amount Due
February 2023											
3130ANNZ9	20215	930		MC1	Federal Home Loan Bank	08/26/2021	1,000,000.00	02/26/2025	0.650	02/26/2023	3,250.00
3136G4V59	20157	930		MC1	Federal National Mtg Assn	08/27/2020	2,000,000.00	08/27/2025	0.625	02/27/2023	6,250.00
3136G4R62	20158	930		MC1	Federal National Mtg Assn	08/28/2020	2,000,000.00	08/28/2025	0.625	02/28/2023	6,250.00
3136G4X24	20160	930		MC1	Federal National Mtg Assn	08/31/2020	2,000,000.00	08/29/2025	0.600	02/28/2023	6,000.00
										Total Expected for February 2023	**230,000.28**
March 2023											
727177VW4	20139	930		MUN	Plano Tex	04/29/2020	300,000.00	09/01/2023	5.000	03/01/2023	7,500.00
4423315T7	20107	930		MUN	City of Houston TX	09/10/2019	2,000,000.00	03/01/2024	1.950	03/01/2023	19,500.00
64966MWK1	20136	930		MUN	City of New York NY	04/17/2020	465,000.00	03/01/2024	3.250	03/01/2023	7,556.25
14739HEC1	20175	930		MUN	Cascade Wtr Alliance WA Wtr S	12/23/2020	890,000.00	09/01/2024	2.000	03/01/2023	8,900.00
220113DB7	20144	930		MUN	Corpus Christi TEX	06/18/2020	315,000.00	03/01/2025	3.646	03/01/2023	5,742.45
3130ATKJ5	20246	930		FAC	Federal Home Loan Bank	11/01/2022	2,000,000.00	03/08/2024	4.375	03/08/2023	37,673.61
3130ATKJ5	20246	930		FAC	Federal Home Loan Bank	11/01/2022	2,000,000.00	03/08/2024	4.375	03/08/2023	-6,805.56
3130ALFS8	20196	930		MC1	Federal Home Loan Bank	03/10/2021	2,000,000.00	03/10/2026	0.800	03/10/2023	8,000.00
3130ANR28	20216	930		FAC	Federal Home Loan Bank	08/27/2021	2,000,000.00	09/13/2024	0.375	03/13/2023	3,750.00
3130A4CH3	20209	930		FAC	Federal Home Loan Bank	06/17/2021	1,355,000.00	03/14/2025	2.375	03/14/2023	16,090.63
3134GWC53	20161	930		MC1	Federal Home Loan Mtg Corp	09/15/2020	2,000,000.00	09/15/2025	0.650	03/15/2023	6,500.00
3136G43T8	20162	930		MC1	Federal National Mtg Assn	09/16/2020	2,000,000.00	09/16/2024	0.400	03/16/2023	4,000.00
31422BMD9	20116	930		FAC	Federal Agricultural Mtg Corp	11/12/2019	1,275,000.00	09/26/2024	1.740	03/26/2023	11,092.50
3130ARFB2	20228	930		MC1	Federal Home Loan Bank	04/08/2022	2,000,000.00	03/28/2024	1.550	03/28/2023	15,500.00
3130AP3M5	20217	930		MC1	Federal Home Loan Bank	09/28/2021	2,000,000.00	03/28/2025	0.550	03/28/2023	5,500.00
3130ANZP8	20220	930		MC1	Federal Home Loan Bank	09/29/2021	3,000,000.00	09/29/2026	0.700	03/29/2023	10,500.00
3130AP5F8	20219	930		MC1	Federal Home Loan Bank	09/30/2021	3,000,000.00	09/30/2024	0.500	03/30/2023	7,500.00
3130AP6M2	20218	930		MC1	Federal Home Loan Bank	09/30/2021	3,000,000.00	09/30/2026	1.020	03/30/2023	15,300.00
912828ZF0	20224	930		TRC	U.S. Treasury	10/26/2021	3,000,000.00	03/31/2025	0.500	03/31/2023	7,500.00
912828YG9	20221	930		TRC	U.S. Treasury	09/30/2021	3,000,000.00	09/30/2026	1.625	03/31/2023	24,375.00
										Total Expected for March 2023	**215,674.88**
April 2023											
943080SR3	20132	930		MUN	City of Waukesha WI	03/27/2020	260,000.00	10/01/2024	3.000	04/01/2023	3,900.00
882722VM0	20140	930		MUN	Texas St	05/04/2020	295,000.00	04/01/2025	4.123	04/01/2023	6,081.43
31422BT75	20165	930		VR1	Federal Agricultural Mtg Corp	10/01/2020	2,000,000.00	10/01/2025		04/01/2023	22,750.00
31422B4E7	20173	930		FAC	Federal Agricultural Mtg Corp	12/17/2020	2,000,000.00	10/01/2025	0.500	04/01/2023	5,000.00
3130ATT31	20242	930		MUN	Federal Home Loan Bank	10/31/2022	2,000,000.00	10/03/2024	4.500	04/03/2023	38,750.00
3130ATT31	20242	930		MUN	Federal Home Loan Bank	10/31/2022	2,000,000.00	10/03/2024	4.500	04/03/2023	-750.00
3130ATT312	20245	930		FAC	Federal Home Loan Bank	11/01/2022	2,000,000.00	10/03/2024	4.500	04/03/2023	38,750.00
3130ATT312	20245	930		FAC	Federal Home Loan Bank	11/01/2022	2,000,000.00	10/03/2024	4.500	04/03/2023	-750.00
3134GXQE7	20227	930		MC1	Federal Home Loan Mtg Corp	04/08/2022	2,000,000.00	10/08/2024	2.500	04/08/2023	25,000.00
3130ALVZ4	20197	930		MC1	Federal Home Loan Bank	04/14/2021	2,000,000.00	04/14/2026	1.040	04/14/2023	10,400.00

ISLAND CO TREASURER'S INVESTM
Projected Interest
Sorted by Maturity Date
January 1, 2023 - December 31, 2023

CUSIP	Investment #	Fund	Cert./Acct#	Sec. Type	Issuer	Purchase Date	Par Value When Due	Maturity Date	Current Rate	Interest Date Due	Interest Amount Due
April 2023											
3130ALWV2	20198	930		MC1	Federal Home Loan Bank	04/21/2021	2,000,000.00	04/21/2026	0.550	04/21/2023	5,500.00
3130APAY1	20223	930		MC1	Federal Home Loan Bank	10/21/2021	3,000,000.00	10/21/2026	1.100	04/21/2023	16,500.00
3136G45C3	20167	930		MC1	Federal National Mtg Assn	10/27/2020	2,000,000.00	10/27/2025	0.540	04/27/2023	5,400.00
3130ATK71	20243	930		MUN	Federal Home Loan Bank	10/31/2022	495,000.00	10/27/2025	4.750	04/27/2023	11,756.25
3130ATK71	20243	930		MUN	Federal Home Loan Bank	10/31/2022	495,000.00	10/27/2025	4.750	04/27/2023	-261.25
31422XM74	20247	930		MC1	Federal Agricultural Mtg Corp	11/01/2022	2,000,000.00	10/27/2025	5.170	04/27/2023	51,700.00
31422XM74	20247	930		MC1	Federal Agricultural Mtg Corp	11/01/2022	2,000,000.00	10/27/2025	5.170	04/27/2023	-1,148.89
3136G46S7	20169	930		MC1	Federal National Mtg Assn	10/28/2020	2,000,000.00	10/28/2025	0.560	04/28/2023	5,600.00
3136G47A5	20170	930		MC1	Federal National Mtg Assn	10/28/2020	2,000,000.00	10/28/2025	0.530	04/28/2023	5,300.00
459058JL8	20179	930		MC2	Internation Bank Recon & Devel	01/08/2021	2,000,000.00	10/28/2025	0.500	04/28/2023	5,000.00
3130APF83	20225	930		MC1	Federal Home Loan Bank	10/28/2021	2,000,000.00	10/28/2025	0.875	04/28/2023	8,750.00
3130AM4L3	20200	930		MC1	Federal Home Loan Bank	04/29/2021	3,000,000.00	04/29/2026	1.250	04/29/2023	18,750.00
912828ZN3	20195	930		TRC	U.S. Treasury	02/22/2021	3,000,000.00	04/30/2027	0.500	04/30/2023	7,500.00
										Total Expected for April 2023	**289,477.54**
May 2023											
899559PW2	20230	930		MUN	Tulsa Cnty Sch Dist	04/19/2022	2,000,000.00	05/01/2023	2.900	05/01/2023	29,000.00
605581LJ4	20128	930		MUN	State of Mississippi	03/20/2020	1,420,000.00	11/01/2023	3.408	05/01/2023	24,196.80
032879UR7	20151	930		MUN	Anchor Bay Mich Sch Dist	07/16/2020	1,440,000.00	05/01/2024	1.000	05/01/2023	7,200.00
31422BPG9	20119	930		FAC	Federal Agricultural Mtg Corp	11/15/2019	1,000,000.00	11/01/2024	1.790	05/01/2023	8,950.00
3134GY2H4	20244	930		FAC	Federal Home Loan Mtg Corp	11/08/2022	3,000,000.00	11/08/2027	5.500	05/08/2023	82,500.00
3133EMZT2	20204	930		MC1	Federal Farm Credit Bank	05/20/2021	2,000,000.00	05/19/2025	0.680	05/19/2023	6,800.00
3130APQ40	20248	930		MC1	Federal Home Loan Bank	11/14/2022	1,645,000.00	11/23/2026	1.500	05/23/2023	12,337.50
3130ARWG2	20236	930		MC1	Federal Home Loan Bank	05/25/2022	3,000,000.00	05/25/2023	2.125	05/25/2023	31,875.00
31422XGL0	20203	930		MC1	Federal Agricultural Mtg Corp	05/27/2021	2,000,000.00	05/27/2026	0.920	05/27/2023	9,200.00
										Total Expected for May 2023	**212,059.30**
June 2023											
962468ET7	20187	930		MUN	Whatcom Co PUD	02/10/2021	405,000.00	12/01/2023	4.000	06/01/2023	8,100.00
494791RS7	20142	930		MUN	King Cnty WA Pub Hosp	05/21/2020	900,000.00	12/01/2024	1.521	06/01/2023	6,844.50
962468EU4	20188	930		MUN	Whatcom Co PUD	02/10/2021	440,000.00	12/01/2024	4.000	06/01/2023	8,800.00
3134GXDM3	20171	930		MC1	Federal Home Loan Mtg Corp	12/01/2020	2,000,000.00	12/01/2025	0.620	06/01/2023	6,200.00
494791RT5	20172	930		MUN	King Cnty WA Pub Hosp	12/01/2020	1,555,000.00	12/01/2025	1.601	06/01/2023	12,447.78
962468EV2	20189	930		MUN	Whatcom Co PUD	02/10/2021	530,000.00	12/01/2025	4.000	06/01/2023	10,600.00
3130ASAN9	20237	930		MC1	Federal Home Loan Bank	06/13/2022	3,000,000.00	12/13/2023	2.500	06/13/2023	37,500.00
3130A3GE8	20231	930		FAC	Federal Home Loan Bank	04/21/2022	2,000,000.00	12/13/2024	2.750	06/13/2023	27,500.00
939307KU7	20168	930		MUN	WA Mult & Yamhill Cnty OR Sch	10/28/2020	1,000,000.00	06/15/2023	0.430	06/15/2023	2,150.00
904139CS9	20229	930		MUN	UMATILLA COUNTY SCHOOL	04/12/2022	250,000.00	06/15/2023	1.978	06/15/2023	2,472.50
3130AMQK1	20206	930		MC1	Federal Home Loan Bank	06/16/2021	3,000,000.00	06/16/2026	1.050	06/16/2023	15,750.00
3130AMQS4	20207	930		MC1	Federal Home Loan Bank	06/24/2021	3,000,000.00	06/24/2024	0.375	06/24/2023	5,625.00

CUSIP	Investment #	Fund	Cert./Acct#	Sec. Type	Issuer	Purchase Date	Par Value When Due	Maturity Date	Current Rate	Interest Date Due	Interest Amount Due
June 2023											
3130ATCB1	20241	930		MC1	Federal Home Loan Bank	09/28/2022	2,000,000.00	06/28/2023	3.625	06/28/2023	36,250.00
3130AMRZ7	20208	930		MC1	Federal Home Loan Bank	06/28/2021	3,000,000.00	06/28/2024	0.375	06/28/2023	5,625.00
3130ASEN5	20239	930		MC1	Federal Home Loan Bank	06/28/2022	2,000,000.00	06/28/2024	3.020	06/28/2023	30,200.00
3130ASDH9	20238	930		MC1	Federal Home Loan Bank	06/28/2022	3,000,000.00	03/28/2025	3.100	06/28/2023	46,500.00
3130ASHG7	20240	930		MC1	Federal Home Loan Bank	06/29/2022	2,300,000.00	09/29/2023	3.300	06/29/2023	37,950.00
686053BR9	20133	930		MUN	Oregon School Boards Assn	03/27/2020	1,000,000.00	06/30/2023	5.490	06/30/2023	27,450.00
91282CDR9	20235	930		TRC	U.S. Treasury	05/19/2022	2,000,000.00	12/31/2023	0.750	06/30/2023	7,500.00
68587FAU8	20234	930		MUN	OREGON EDU DISTS FULL FAITH &	05/06/2022	1,305,000.00	06/30/2024	0.592	06/30/2023	3,862.80
3136G4XV0	20148	930		MC1	Federal National Mtg Assn	06/30/2020	1,190,000.00	06/30/2025	0.730	06/30/2023	4,343.50
3130AMWZ1	20210	930		MC1	Federal Home Loan Bank	06/30/2021	3,800,000.00	06/30/2026	1.050	06/30/2023	19,950.00
3130AMYQ9	20211	930		MC1	Federal Home Loan Bank	06/30/2021	2,000,000.00	06/30/2026	1.050	06/30/2023	10,500.00
										Total Expected for June 2023	**374,121.08**
July 2023											
387874YF1	20123	930		MUN	Grant County WA PUD #2	01/29/2020	1,000,000.00	01/01/2024	1.913	07/01/2023	9,565.00
29270CX67	20137	930		MUN	Energy NW Wash Elec Rev	04/27/2020	635,000.00	07/01/2024	5.000	07/01/2023	15,875.00
387874YG9	20122	930		MUN	Grant County WA PUD #2	01/29/2020	1,000,000.00	01/01/2025	1.963	07/01/2023	9,815.00
464632UG1	20166	930		MUN	Isle Wight Cnty VA	10/27/2020	2,120,000.00	07/01/2025	2.000	07/01/2023	21,200.00
91523NWV4	20232	930		MUN	University of WA	04/29/2022	525,000.00	07/01/2025	1.946	07/01/2023	5,108.25
592112UB0	20233	930		MUN	MET GOVT NASHVILLE & DAVIDSON	05/02/2022	500,000.00	07/01/2025	0.610	07/01/2023	1,525.00
31422BT75	20165	930		VR1	Federal Agricultural Mtg Corp	10/01/2020	2,000,000.00	10/01/2025		07/01/2023	23,002.78
3136G4YP2	20149	930		MC1	Federal National Mtg Assn	07/09/2020	2,000,000.00	07/09/2025	0.720	07/09/2023	7,200.00
3136G4YU1	20150	930		MC1	Federal National Mtg Assn	07/15/2020	2,000,000.00	07/15/2025	0.730	07/15/2023	7,300.00
31422B6K1	20178	930		FAC	Federal Agricultural Mtg Corp	01/15/2021	2,000,000.00	01/15/2026	0.480	07/15/2023	4,800.00
3133EMNG3	20182	930		FAC	Federal Farm Credit Bank	02/04/2021	1,000,000.00	01/19/2024	0.230	07/19/2023	1,150.00
3133ELX33	20152	930		MC1	Federal Farm Credit Bank	07/23/2020	2,000,000.00	07/22/2025	0.690	07/22/2023	6,900.00
3130AKMC7	20177	930		MC1	Federal Home Loan Bank	01/26/2021	3,000,000.00	01/26/2026	0.500	07/26/2023	7,500.00
3130AKQU3	20180	930		MC1	Federal Home Loan Bank	01/28/2021	3,000,000.00	01/28/2026	0.560	07/28/2023	8,400.00
3130AKRJ7	20181	930		MC1	Federal Home Loan Bank	01/28/2021	2,000,000.00	01/28/2026	0.750	07/28/2023	7,500.00
										Total Expected for July 2023	**136,841.03**
August 2023											
56781RKA4	20192	930		MUN	Marin Calif Cmnty College Dist	02/25/2021	1,000,000.00	08/01/2023	0.197	08/01/2023	985.00
9523472E1	20141	930		MUN	West Contra Costa Cali Uni Sch	05/12/2020	1,000,000.00	08/01/2024	1.761	08/01/2023	8,805.00
56781RKB2	20193	930		MUN	Marin Calif Cmnty College Dist	02/25/2021	500,000.00	08/01/2024	0.279	08/01/2023	697.50
3136G4E82	20153	930		MC1	Federal National Mtg Assn	08/14/2020	2,000,000.00	08/14/2025	0.650	08/14/2023	6,500.00
3133EKA63	20105	930		FAC	Federal Farm Credit Bank	08/16/2019	2,000,000.00	08/16/2024	1.600	08/16/2023	16,000.00
3136G4K51	20159	930		MC1	Federal National Mtg Assn	08/19/2020	1,000,000.00	08/17/2023	0.310	08/17/2023	1,550.00
3133EM2V3	20214	930		MC1	Federal Farm Credit Bank	08/19/2021	2,000,000.00	08/17/2026	0.910	08/17/2023	9,100.00
3136G4J53	20154	930		MC1	Federal National Mtg Assn	08/18/2020	2,000,000.00	08/18/2025	0.600	08/18/2023	6,000.00

CUSIP	Investment #	Fund	Cert./Acct#	Sec. Type	Issuer	Purchase Date	Par Value When Due	Maturity Date	Current Rate	Interest Date Due	Interest Amount Due
August 2023											
3136G4K77	20176	930		MC1	Federal National Mtg Assn	01/07/2021	2,000,000.00	08/21/2025	0.450	08/21/2023	4,500.00
3135G05X7	20205	930		FAC	Federal National Mtg Assn	05/24/2021	3,000,000.00	08/25/2025	0.375	08/25/2023	5,625.00
3130AKYR1	20183	930		MC1	Federal Home Loan Bank	02/25/2021	2,000,000.00	02/25/2026	0.550	08/25/2023	5,500.00
3130AKY42	20184	930		MC1	Federal Home Loan Bank	02/25/2021	2,000,000.00	02/25/2026	0.530	08/25/2023	5,300.00
3130ALCW2	20194	930		MC1	Federal Home Loan Bank	02/25/2021	2,000,000.00	02/25/2026	0.625	08/25/2023	6,250.00
3130ANL57	20212	930		MC1	Federal Home Loan Bank	08/25/2021	3,000,000.00	08/25/2026	0.875	08/25/2023	13,125.00
3130ANPN4	20213	930		MC1	Federal Home Loan Bank	08/25/2021	3,000,000.00	08/25/2026	1.000	08/25/2023	15,000.00
3130ANNZ9	20215	930		MC1	Federal Home Loan Bank	08/26/2021	1,000,000.00	02/26/2025	0.650	08/26/2023	3,250.00
3136G4V59	20157	930		MC1	Federal National Mtg Assn	08/27/2020	2,000,000.00	08/27/2025	0.625	08/27/2023	6,250.00
3136G4R62	20158	930		MC1	Federal National Mtg Assn	08/28/2020	2,000,000.00	08/28/2025	0.625	08/28/2023	6,250.00
3136G4X24	20160	930		MC1	Federal National Mtg Assn	08/31/2020	2,000,000.00	08/29/2025	0.600	08/28/2023	6,000.00
										Total Expected for August 2023	**126,687.50**
September 2023											
727177VW4	20139	930		MUN	Plano Tex	04/29/2020	300,000.00	09/01/2023	5.000	09/01/2023	7,500.00
4423315T7	20107	930		MUN	City of Houston TX	09/10/2019	2,000,000.00	03/01/2024	1.950	09/01/2023	19,500.00
64966MWK1	20136	930		MUN	City of New York NY	04/17/2020	465,000.00	03/01/2024	3.250	09/01/2023	7,556.25
14739HEC1	20175	930		MUN	Cascade Wtr Alliance WA Wtr S	12/23/2020	890,000.00	09/01/2024	2.000	09/01/2023	8,900.00
220113DB7	20144	930		MUN	Corpus Christi TEX	06/18/2020	315,000.00	03/01/2025	3.646	09/01/2023	5,742.45
3130ATKJ5	20246	930		FAC	Federal Home Loan Bank	11/01/2022	2,000,000.00	03/08/2024	4.375	09/08/2023	43,750.00
3130ALFS8	20196	930		MC1	Federal Home Loan Bank	03/10/2021	2,000,000.00	03/10/2026	0.800	09/10/2023	8,000.00
3130ANR28	20216	930		FAC	Federal Home Loan Bank	08/27/2021	2,000,000.00	09/13/2024	0.375	09/13/2023	3,750.00
3130A4CH3	20209	930		FAC	Federal Home Loan Bank	06/17/2021	1,355,000.00	03/14/2025	2.375	09/14/2023	16,090.63
3134GWC53	20161	930		MC1	Federal Home Loan Mtg Corp	09/15/2020	2,000,000.00	09/15/2025	0.650	09/15/2023	6,500.00
3136G43T8	20162	930		MC1	Federal National Mtg Assn	09/16/2020	2,000,000.00	09/16/2024	0.400	09/16/2023	4,000.00
31422BMD9	20116	930		FAC	Federal Agricultural Mtg Corp	11/12/2019	1,275,000.00	09/26/2024	1.740	09/26/2023	11,092.50
3130ARFB2	20228	930		MC1	Federal Home Loan Bank	04/08/2022	2,000,000.00	03/28/2024	2.550	09/28/2023	25,500.00
3130AP3M5	20217	930		MC1	Federal Home Loan Bank	09/28/2021	2,000,000.00	03/28/2025	0.550	09/28/2023	5,500.00
3130ASHG7	20240	930		MC1	Federal Home Loan Bank	06/29/2022	2,300,000.00	09/29/2023	3.300	09/29/2023	18,975.00
3130ANZP8	20220	930		MC1	Federal Home Loan Bank	09/29/2021	3,000,000.00	09/29/2026	0.700	09/29/2023	10,500.00
3130AP5F8	20219	930		MC1	Federal Home Loan Bank	09/30/2021	3,000,000.00	09/30/2024	0.500	09/30/2023	7,500.00
912828ZF0	20224	930		TRC	U.S. Treasury	10/26/2021	3,000,000.00	03/31/2025	0.500	09/30/2023	7,500.00
3130AP6M2	20218	930		MC1	Federal Home Loan Bank	09/30/2021	3,000,000.00	09/30/2026	1.020	09/30/2023	15,300.00
912828YG9	20221	930		TRC	U.S. Treasury	09/30/2021	3,000,000.00	09/30/2026	1.625	09/30/2023	24,375.00
										Total Expected for September 2023	**257,531.83**
October 2023											
943080SR3	20132	930		MUN	City of Waukesha WI	03/27/2020	260,000.00	10/01/2024	3.000	10/01/2023	3,900.00
882722VM0	20140	930		MUN	Texas St	05/04/2020	295,000.00	04/01/2025	4.123	10/01/2023	6,081.43
31422BT75	20165	930		VR1	Federal Agricultural Mtg Corp	10/01/2020	2,000,000.00	10/01/2025		10/01/2023	23,255.56

CUSIP	Investment #	Fund	Cert./Acct#	Sec. Type	Issuer	Purchase Date	Par Value When Due	Maturity Date	Current Rate	Interest Date Due	Interest Amount Due
October 2023											
31422B4E7	20173	930		FAC	Federal Agricultural Mtg Corp	12/17/2020	2,000,000.00	10/01/2025	0.500	10/01/2023	5,000.00
3130ATT31	20242	930		MUN	Federal Home Loan Bank	10/31/2022	2,000,000.00	10/03/2024	4.500	10/03/2023	45,000.00
3130ATT312	20245	930		FAC	Federal Home Loan Bank	11/01/2022	2,000,000.00	10/03/2024	4.500	10/03/2023	45,000.00
3134GXQE7	20227	930		MC1	Federal Home Loan Mtg Corp	04/08/2022	2,000,000.00	10/08/2024	2.500	10/08/2023	25,000.00
3130ALVZ4	20197	930		MC1	Federal Home Loan Bank	04/14/2021	2,000,000.00	04/14/2026	1.040	10/14/2023	10,400.00
3130APA39	20222	930		MC1	Federal Home Loan Bank	10/21/2021	3,000,000.00	04/21/2025	0.660	10/21/2023	9,900.00
3130ALWV2	20198	930		MC1	Federal Home Loan Bank	04/21/2021	2,000,000.00	04/21/2026	1.350	10/21/2023	13,500.00
3130APAY1	20223	930		MC1	Federal Home Loan Bank	10/21/2021	3,000,000.00	10/21/2026	1.100	10/21/2023	16,500.00
3136G45C3	20167	930		MC1	Federal National Mtg Assn	10/27/2020	2,000,000.00	10/27/2025	0.540	10/27/2023	5,400.00
3130ATK71	20243	930		MUN	Federal Home Loan Bank	10/31/2022	495,000.00	10/27/2025	4.750	10/27/2023	11,756.25
31422XM74	20247	930		MC1	Federal Agricultural Mtg Corp	11/01/2022	2,000,000.00	10/27/2025	5.170	10/27/2023	51,700.00
3136G46S7	20169	930		MC1	Federal National Mtg Assn	10/28/2020	2,000,000.00	10/28/2025	0.560	10/28/2023	5,600.00
3136G47A5	20170	930		MC1	Federal National Mtg Assn	10/28/2020	2,000,000.00	10/28/2025	0.530	10/28/2023	5,300.00
459058JL8	20179	930		MC2	Internation Bank Recon & Devel	01/08/2021	2,000,000.00	10/28/2025	0.500	10/28/2023	5,000.00
3130APF83	20225	930		MC1	Federal Home Loan Bank	10/28/2021	2,000,000.00	10/28/2025	0.875	10/28/2023	8,750.00
3130AM4L3	20200	930		MC1	Federal Home Loan Bank	04/29/2021	3,000,000.00	04/29/2026	1.250	10/29/2023	18,750.00
912828ZN3	20195	930		TRC	U.S. Treasury	02/22/2021	3,000,000.00	04/30/2027	0.500	10/31/2023	7,500.00
										Total Expected for October 2023	**323,293.24**
November 2023											
605581LJ4	20128	930		MUN	State of Mississippi	03/20/2020	1,420,000.00	11/01/2023	3.408	11/01/2023	24,196.80
032879UR7	20151	930		MUN	Anchor Bay Mich Sch Dist	07/16/2020	1,440,000.00	05/01/2024	1.000	11/01/2023	7,200.00
31422BPG9	20119	930		FAC	Federal Agricultural Mtg Corp	11/15/2019	1,000,000.00	11/01/2024	1.790	11/01/2023	8,950.00
3134GY2H4	20244	930		FAC	Federal Home Loan Mtg Corp	11/08/2022	3,000,000.00	11/08/2027	5.500	11/08/2023	82,500.00
912828WJ5	20226	930		TRC	U.S. Treasury	04/06/2022	2,000,000.00	05/15/2024	2.500	11/15/2023	25,000.00
3133EMZS4	20202	930		MC1	Federal Farm Credit Bank	05/18/2021	3,000,000.00	05/18/2026	0.900	11/18/2023	13,500.00
3133EMZT2	20204	930		MC1	Federal Farm Credit Bank	05/20/2021	2,000,000.00	05/19/2025	0.680	11/19/2023	6,800.00
3130APQ40	20248	930		MC1	Federal Home Loan Bank	11/14/2022	1,645,000.00	11/23/2026	1.500	11/23/2023	12,337.50
31422XGL0	20203	930		MC1	Federal Agricultural Mtg Corp	05/27/2021	2,000,000.00	05/27/2026	0.920	11/27/2023	9,200.00
										Total Expected for November 2023	**189,684.30**
December 2023											
962468ET7	20187	930		MUN	Whatcom Co PUD	02/10/2021	405,000.00	12/01/2023	4.000	12/01/2023	8,100.00
494791RS7	20142	930		MUN	King Cnty WA Pub Hosp	05/21/2020	900,000.00	12/01/2024	1.521	12/01/2023	6,844.50
962468EU4	20188	930		MUN	Whatcom Co PUD	02/10/2021	440,000.00	12/01/2024	4.000	12/01/2023	8,800.00
3134GXDM3	20171	930		MC1	Federal Home Loan Mtg Corp	12/01/2020	2,000,000.00	12/01/2025	0.620	12/01/2023	6,200.00
494791RT5	20172	930		MUN	King Cnty WA Pub Hosp	12/01/2020	1,555,000.00	12/01/2025	1.601	12/01/2023	12,447.78
962468EV2	20189	930		MUN	Whatcom Co PUD	02/10/2021	530,000.00	12/01/2025	4.000	12/01/2023	10,600.00
3130ASAN9	20237	930		MC1	Federal Home Loan Bank	06/13/2022	3,000,000.00	12/13/2023	2.500	12/13/2023	37,500.00
3130A3GE8	20231	930		FAC	Federal Home Loan Bank	04/21/2022	2,000,000.00	12/13/2024	2.750	12/13/2023	27,500.00

ISLAND CO TREASURER'S INVESTM
Projected Interest
Sorted by Maturity Date
January 1, 2023 - December 31, 2023

CUSIP	Investment #	Fund	Cert./Acct#	Sec. Type	Issuer	Purchase Date	Par Value When Due	Maturity Date	Current Rate	Interest Date Due	Interest Amount Due
December 2023											
3130AMQK1	20206	930		MC1	Federal Home Loan Bank	06/16/2021	3,000,000.00	06/16/2026	1.050	12/16/2023	15,750.00
3134GXFV1	20174	930		MC1	Federal Home Loan Mtg Corp	12/17/2020	2,000,000.00	12/17/2025	0.625	12/17/2023	6,250.00
3130AMQS4	20207	930		MC1	Federal Home Loan Bank	06/24/2021	3,000,000.00	06/24/2024	0.375	12/24/2023	5,625.00
3130AMRZ7	20208	930		MC1	Federal Home Loan Bank	06/28/2021	3,000,000.00	06/28/2024	0.375	12/28/2023	5,625.00
3130ASEN5	20239	930		MC1	Federal Home Loan Bank	06/28/2022	2,000,000.00	06/28/2024	3.020	12/28/2023	30,200.00
3130ASDH9	20238	930		MC1	Federal Home Loan Bank	06/28/2022	3,000,000.00	03/28/2025	3.100	12/28/2023	46,500.00
3136G4XV0	20148	930		MC1	Federal National Mtg Assn	06/30/2020	1,190,000.00	06/30/2025	0.730	12/30/2023	4,343.50
3130AMWZ1	20210	930		MC1	Federal Home Loan Bank	06/30/2021	3,800,000.00	06/30/2026	1.050	12/30/2023	19,950.00
3130AMYQ9	20211	930		MC1	Federal Home Loan Bank	06/30/2021	2,000,000.00	06/30/2026	1.050	12/30/2023	10,500.00
91282CDR9	20235	930		TRC	U.S. Treasury	05/19/2022	2,000,000.00	12/31/2023	0.750	12/31/2023	7,500.00
68587FAU8	20234	930		MUN	OREGON EDU DISTS FULL FAITH &	05/06/2022	1,305,000.00	06/30/2024	0.592	12/31/2023	3,862.80
										Total Expected for December 2023	**274,098.58**
										Total Payments	**2,763,035.59**

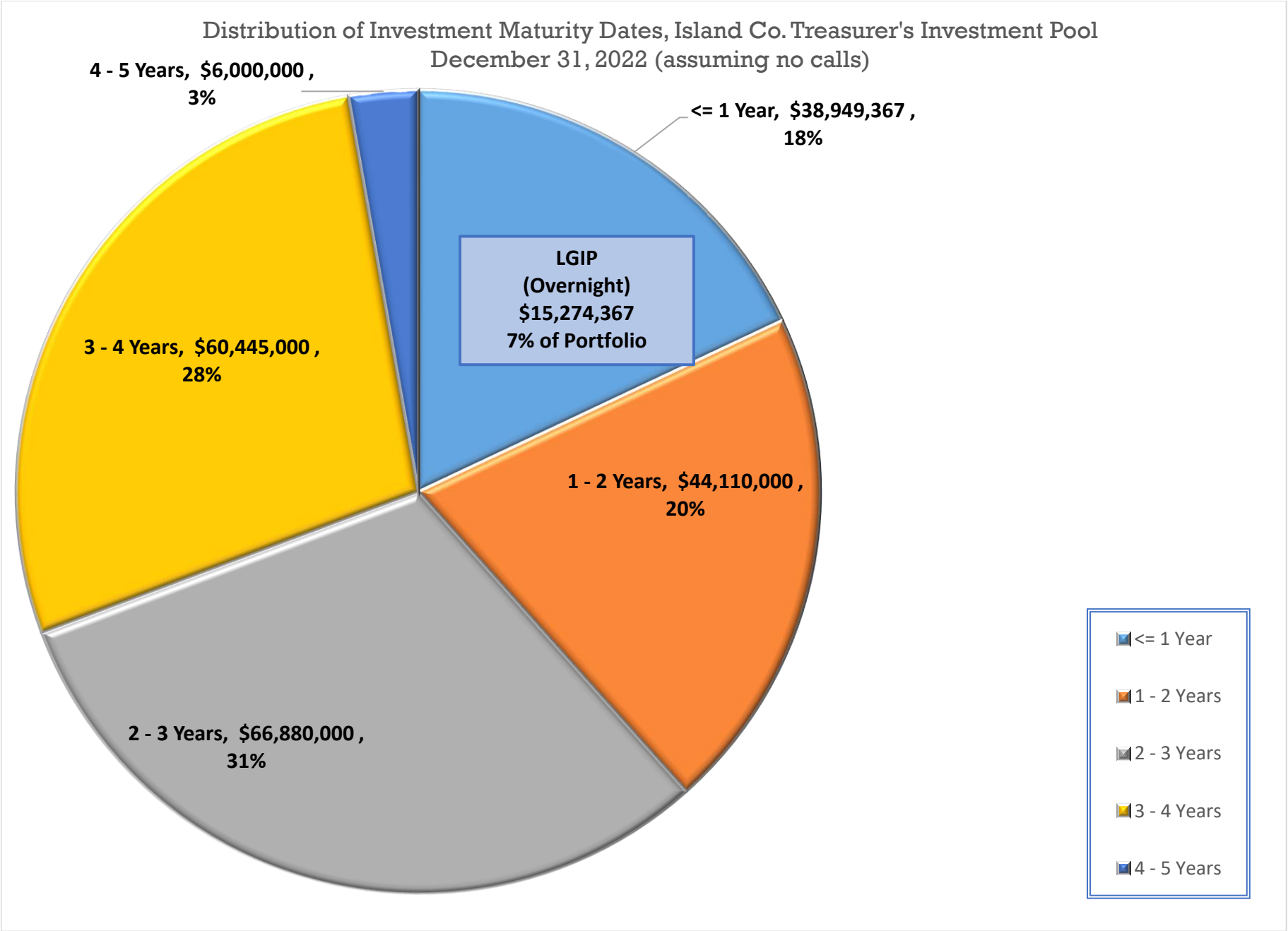
Distribution of Investment Maturity Dates, Island Co. Treasurer's Investment Pool
December 31, 2022 (assuming no calls)
4 - 5 Years, $6,000,000 , 3%
<= 1 Year, $38,949,367 , 18%
LGIP (Overnight) $15,274,367 7% of Portfolio
3 - 4 Years, $60,445,000 , 28%
1 - 2 Years, $44,110,000 , 20%
2 - 3 Years, $66,880,000 , 31%
<= 1 Year
1 - 2 Years
2 - 3 Years
3 - 4 Years
4 - 5 Years

ISLAND CO TREASURER'S INVESTM
Maturing Investments
Sorted by Maturity Date
January 1, 2023 - December 31, 9999

Maturity Date	CUSIP	Investment #	Fund	Security Type	Issuer	Dealer	Dealer's Phone Number	Maturity Par Value	Stated Rate	Comments
02/01/2023	812643UA0	20130	930	MUN	Seattle WA Light & PWR Revenue	TVI		2,000,000.00	5.000	
							February 2023 Subtotal	**2,000,000.00**		
05/01/2023	899559PW2	20230	930	MUN	Tulsa Cnty Sch Dist	VS		2,000,000.00	2.900	
05/25/2023	3130ARWG2	20236	930	MC1	Federal Home Loan Bank	PJ		3,000,000.00	2.125	
							May 2023 Subtotal	**5,000,000.00**		
06/15/2023	904139CS9	20229	930	MUN	UMATILLA COUNTY SCHOOL	VS		250,000.00	1.978	
06/15/2023	939307KU7	20168	930	MUN	WA Mult & Yamhill Cnty OR Sch	PJ		1,000,000.00	0.430	
06/28/2023	3130ATCB1	20241	930	MC1	Federal Home Loan Bank	PJ		2,000,000.00	3.625	
06/30/2023	686053BR9	20133	930	MUN	Oregon School Boards Assn	VS		1,000,000.00	5.490	
							June 2023 Subtotal	**4,250,000.00**		
08/01/2023	56781RKA4	20192	930	MUN	Marin Calif Cmnty College Dist	PJ		1,000,000.00	0.197	
08/17/2023	3136G4K51	20159	930	MC1	Federal National Mtg Assn	TVI		1,000,000.00	0.310	
							August 2023 Subtotal	**2,000,000.00**		
09/01/2023	727177VW4	20139	930	MUN	Plano Tex	VS		300,000.00	5.000	
09/29/2023	3130ASHG7	20240	930	MC1	Federal Home Loan Bank	PJ		2,300,000.00	3.300	
							September 2023 Subtotal	**2,600,000.00**		
11/01/2023	605581LJ4	20128	930	MUN	State of Mississippi	VS		1,420,000.00	3.408	
							November 2023 Subtotal	**1,420,000.00**		
12/01/2023	962468ET7	20187	930	MUN	Whatcom Co PUD	PJ		405,000.00	4.000	
12/13/2023	3130ASAN9	20237	930	MC1	Federal Home Loan Bank	PJ		3,000,000.00	2.500	
12/31/2023	91282CDR9	20235	930	TRC	U.S. Treasury	TVI		2,000,000.00	0.750	
							December 2023 Subtotal	**5,405,000.00**		
01/01/2024	387874YF1	20123	930	MUN	Grant County WA PUD #2	VS		1,000,000.00	1.913	
01/19/2024	3133EMNG3	20182	930	FAC	Federal Farm Credit Bank	TVI		1,000,000.00	0.230	
							January 2024 Subtotal	**2,000,000.00**		
03/01/2024	4423315T7	20107	930	MUN	City of Houston TX	VS		2,000,000.00	1.950	
03/01/2024	64966MWK1	20136	930	MUN	City of New York NY	VS		465,000.00	3.250	
03/08/2024	3130ATKJ5	20246	930	FAC	Federal Home Loan Bank	TVI		2,000,000.00	4.375	
03/28/2024	3130ARFB2	20228	930	MC1	Federal Home Loan Bank	VS		2,000,000.00	2.550	

Maturity Date	CUSIP	Investment #	Fund	Security Type	Issuer	Dealer	Dealer's Phone Number	Maturity Par Value	Stated Rate	Comments
							March 2024 Subtotal	**6,465,000.00**		
05/01/2024	032879UR7	20151	930	MUN	Anchor Bay Mich Sch Dist	VS		1,440,000.00	1.000	
05/15/2024	912828WJ5	20226	930	TRC	U.S. Treasury	VS		2,000,000.00	2.500	
							May 2024 Subtotal	**3,440,000.00**		
06/24/2024	3130AMQS4	20207	930	MC1	Federal Home Loan Bank	MSI		3,000,000.00	0.375	
06/28/2024	3130AMRZ7	20208	930	MC1	Federal Home Loan Bank	MSI		3,000,000.00	0.375	
06/28/2024	3130ASEN5	20239	930	MC1	Federal Home Loan Bank	TVI		2,000,000.00	3.020	
06/30/2024	68587FAU8	20234	930	MUN	OREGON EDU DISTS FULL FAITH &	SNC		1,305,000.00	0.592	
							June 2024 Subtotal	**9,305,000.00**		
07/01/2024	29270CX67	20137	930	MUN	Energy NW Wash Elec Rev	VS		635,000.00	5.000	
							July 2024 Subtotal	**635,000.00**		
08/01/2024	56781RKB2	20193	930	MUN	Marin Calif Cmnty College Dist	PJ		500,000.00	0.279	
08/01/2024	9523472E1	20141	930	MUN	West Contra Costa Cali Uni Sch	VS		1,000,000.00	1.761	
08/16/2024	3133EKA63	20105	930	FAC	Federal Farm Credit Bank	VS		2,000,000.00	1.600	
							August 2024 Subtotal	**3,500,000.00**		
09/01/2024	14739HEC1	20175	930	MUN	Cascade Wtr Alliance WA Wtr S	VS		890,000.00	2.000	
09/13/2024	3130ANR28	20216	930	FAC	Federal Home Loan Bank	MSI		2,000,000.00	0.375	
09/16/2024	3136G43T8	20162	930	MC1	Federal National Mtg Assn	MSI		2,000,000.00	0.400	
09/26/2024	31422BMD9	20116	930	FAC	Federal Agricultural Mtg Corp	VS		1,275,000.00	1.740	
09/30/2024	3130AP5F8	20219	930	MC1	Federal Home Loan Bank	TVI		3,000,000.00	0.500	
							September 2024 Subtotal	**9,165,000.00**		
10/01/2024	943080SR3	20132	930	MUN	City of Waukesha WI	VS		260,000.00	3.000	
10/03/2024	3130ATT312	20245	930	FAC	Federal Home Loan Bank	TVI		2,000,000.00	4.500	
10/03/2024	3130ATT31	20242	930	MUN	Federal Home Loan Bank	MSI		2,000,000.00	4.500	
10/08/2024	3134GXQE7	20227	930	MC1	Federal Home Loan Mtg Corp	VS		2,000,000.00	2.500	
							October 2024 Subtotal	**6,260,000.00**		
11/01/2024	31422BPG9	20119	930	FAC	Federal Agricultural Mtg Corp	TVI		1,000,000.00	1.790	
							November 2024 Subtotal	**1,000,000.00**		
12/01/2024	494791RS7	20142	930	MUN	King Cnty WA Pub Hosp	VS		900,000.00	1.521	
12/01/2024	962468EU4	20188	930	MUN	Whatcom Co PUD	PJ		440,000.00	4.000	
12/13/2024	3130A3GE8	20231	930	FAC	Federal Home Loan Bank	TVI		2,000,000.00	2.750	
							December 2024 Subtotal	**3,340,000.00**		
01/01/2025	387874YG9	20122	930	MUN	Grant County WA PUD #2	VS		1,000,000.00	1.963	
							January 2025 Subtotal	**1,000,000.00**		

Maturity Date	CUSIP	Investment #	Fund	Security Type	Issuer	Dealer	Dealer's Phone Number	Maturity Par Value	Stated Rate	Comments
02/26/2025	3130ANNZ9	20215	930	MC1	Federal Home Loan Bank	TVI		1,000,000.00	0.650	
							February 2025 Subtotal	**1,000,000.00**		
03/01/2025	220113DB7	20144	930	MUN	Corpus Christi TEX	VS		315,000.00	3.646	
03/14/2025	3130A4CH3	20209	930	FAC	Federal Home Loan Bank	TVI		1,355,000.00	2.375	
03/28/2025	3130AP3M5	20217	930	MC1	Federal Home Loan Bank	VS		2,000,000.00	0.550	
03/28/2025	3130ASDH9	20238	930	MC1	Federal Home Loan Bank	SNC		3,000,000.00	3.100	
03/31/2025	912828ZF0	20224	930	TRC	U.S. Treasury	VS		3,000,000.00	0.500	
							March 2025 Subtotal	**9,670,000.00**		
04/01/2025	882722VM0	20140	930	MUN	Texas St	VS		295,000.00	4.123	
04/21/2025	3130APA39	20222	930	MC1	Federal Home Loan Bank	PJ		3,000,000.00	0.660	
							April 2025 Subtotal	**3,295,000.00**		
05/19/2025	3133EMZT2	20204	930	MC1	Federal Farm Credit Bank	TVI		2,000,000.00	0.680	
							May 2025 Subtotal	**2,000,000.00**		
06/30/2025	3136G4XV0	20148	930	MC1	Federal National Mtg Assn	MSI		1,190,000.00	0.730	
							June 2025 Subtotal	**1,190,000.00**		
07/01/2025	464632UG1	20166	930	MUN	Isle Wight Cnty VA	VS		2,120,000.00	2.000	
07/01/2025	592112UB0	20233	930	MUN	MET GOVT NASHVILLE &	SNC		500,000.00	0.610	
07/01/2025	91523NWV4	20232	930	MUN	University of WA	SNC		525,000.00	1.946	
07/09/2025	3136G4YP2	20149	930	MC1	Federal National Mtg Assn	MSI		2,000,000.00	0.720	
07/15/2025	3136G4YU1	20150	930	MC1	Federal National Mtg Assn	MSI		2,000,000.00	0.730	
07/22/2025	3133ELX33	20152	930	MC1	Federal Farm Credit Bank	VS		2,000,000.00	0.690	
							July 2025 Subtotal	**9,145,000.00**		
08/14/2025	3136G4E82	20153	930	MC1	Federal National Mtg Assn	PJ		2,000,000.00	0.650	
08/18/2025	3136G4J53	20154	930	MC1	Federal National Mtg Assn	VS		2,000,000.00	0.600	
08/21/2025	3136G4K77	20176	930	MC1	Federal National Mtg Assn	TVI		2,000,000.00	0.450	
08/25/2025	3135G05X7	20205	930	FAC	Federal National Mtg Assn	MSI		3,000,000.00	0.375	
08/27/2025	3136G4V59	20157	930	MC1	Federal National Mtg Assn	VS		2,000,000.00	0.625	
08/28/2025	3136G4R62	20158	930	MC1	Federal National Mtg Assn	VS		2,000,000.00	0.625	
08/29/2025	3136G4X24	20160	930	MC1	Federal National Mtg Assn	PJ		2,000,000.00	0.600	
							August 2025 Subtotal	**15,000,000.00**		
09/15/2025	3134GWC53	20161	930	MC1	Federal Home Loan Mtg Corp	VS		2,000,000.00	0.650	
							September 2025 Subtotal	**2,000,000.00**		
10/01/2025	31422B4E7	20173	930	FAC	Federal Agricultural Mtg Corp	VS		2,000,000.00	0.500	
10/01/2025	31422BT75	20165	930	VR1	Federal Agricultural Mtg Corp	VS		2,000,000.00		
10/27/2025	31422XM74	20247	930	MC1	Federal Agricultural Mtg Corp	TVI		2,000,000.00	5.170	

Maturity Date	CUSIP	Investment #	Fund	Security Type	Issuer	Dealer	Dealer's Phone Number	Maturity Par Value	Stated Rate	Comments
10/27/2025	3136G45C3	20167	930	MC1	Federal National Mtg Assn	VS		2,000,000.00	0.540	
10/27/2025	3130ATK71	20243	930	MUN	Federal Home Loan Bank	SNC		495,000.00	4.750	
10/28/2025	3130APF83	20225	930	MC1	Federal Home Loan Bank	TVI		2,000,000.00	0.875	
10/28/2025	3136G46S7	20169	930	MC1	Federal National Mtg Assn	TVI		2,000,000.00	0.560	
10/28/2025	3136G47A5	20170	930	MC1	Federal National Mtg Assn	TVI		2,000,000.00	0.530	
10/28/2025	459058JL8	20179	930	MC2	Internation Bank Recon & Devel	VS		2,000,000.00	0.500	
							October 2025 Subtotal	**16,495,000.00**		
12/01/2025	3134GXDM3	20171	930	MC1	Federal Home Loan Mtg Corp	TVI		2,000,000.00	0.620	
12/01/2025	494791RT5	20172	930	MUN	King Cnty WA Pub Hosp	TVI		1,555,000.00	1.601	
12/01/2025	962468EV2	20189	930	MUN	Whatcom Co PUD	PJ		530,000.00	4.000	
12/17/2025	3134GXFV1	20174	930	MC1	Federal Home Loan Mtg Corp	VS		2,000,000.00	0.625	
							December 2025 Subtotal	**6,085,000.00**		
01/15/2026	31422B6K1	20178	930	FAC	Federal Agricultural Mtg Corp	VS		2,000,000.00	0.480	
01/26/2026	3130AKMC7	20177	930	MC1	Federal Home Loan Bank	VS		3,000,000.00	0.500	
01/28/2026	3130AKQU3	20180	930	MC1	Federal Home Loan Bank	VS		3,000,000.00	0.560	
01/28/2026	3130AKRJ7	20181	930	MC1	Federal Home Loan Bank	VS		2,000,000.00	0.750	
							January 2026 Subtotal	**10,000,000.00**		
02/25/2026	3130AKYR1	20183	930	MC1	Federal Home Loan Bank	VS		2,000,000.00	0.550	
02/25/2026	3130AKY42	20184	930	MC1	Federal Home Loan Bank	VS		2,000,000.00	0.530	
02/25/2026	3130ALCW2	20194	930	MC1	Federal Home Loan Bank	VS		2,000,000.00	0.625	
							February 2026 Subtotal	**6,000,000.00**		
03/10/2026	3130ALFS8	20196	930	MC1	Federal Home Loan Bank	TVI		2,000,000.00	0.800	
							March 2026 Subtotal	**2,000,000.00**		
04/14/2026	3130ALVZ4	20197	930	MC1	Federal Home Loan Bank	MSI		2,000,000.00	1.040	
04/21/2026	3130ALWV2	20198	930	MC1	Federal Home Loan Bank	VS		2,000,000.00	1.350	
04/29/2026	3130AM4L3	20200	930	MC1	Federal Home Loan Bank	MSI		3,000,000.00	1.250	
							April 2026 Subtotal	**7,000,000.00**		
05/18/2026	3133EMZS4	20202	930	MC1	Federal Farm Credit Bank	VS		3,000,000.00	0.900	
05/27/2026	31422XGL0	20203	930	MC1	Federal Agricultural Mtg Corp	VS		2,000,000.00	0.920	
							May 2026 Subtotal	**5,000,000.00**		
06/16/2026	3130AMQK1	20206	930	MC1	Federal Home Loan Bank	PJ		3,000,000.00	1.050	
06/30/2026	3130AMWZ1	20210	930	MC1	Federal Home Loan Bank	VS		3,800,000.00	1.050	
06/30/2026	3130AMYQ9	20211	930	MC1	Federal Home Loan Bank	MSI		2,000,000.00	1.050	
							June 2026 Subtotal	**8,800,000.00**		

Maturity Date	CUSIP	Investment #	Fund	Security Type	Issuer	Dealer	Dealer's Phone Number	Maturity Par Value	Stated Rate	Comments
08/17/2026	3133EM2V3	20214	930	MC1	Federal Farm Credit Bank	TVI		2,000,000.00	0.910	
08/25/2026	3130ANL57	20212	930	MC1	Federal Home Loan Bank	VS		3,000,000.00	0.875	
08/25/2026	3130ANPN4	20213	930	MC1	Federal Home Loan Bank	MSI		3,000,000.00	1.000	
							August 2026 Subtotal	**8,000,000.00**		
09/29/2026	3130ANZP8	20220	930	MC1	Federal Home Loan Bank	VS		3,000,000.00	3.000	
09/30/2026	912828YG9	20221	930	TRC	U.S. Treasury	VS		3,000,000.00	1.625	
09/30/2026	3130AP6M2	20218	930	MC1	Federal Home Loan Bank	MSI		3,000,000.00	1.020	
							September 2026 Subtotal	**9,000,000.00**		
10/21/2026	3130APAY1	20223	930	MC1	Federal Home Loan Bank	PJ		3,000,000.00	1.100	
							October 2026 Subtotal	**3,000,000.00**		
11/23/2026	3130APQ40	20248	930	MC1	Federal Home Loan Bank	SNC		1,645,000.00	1.500	
							November 2026 Subtotal	**1,645,000.00**		
04/30/2027	912828ZN3	20195	930	TRC	U.S. Treasury	VS		3,000,000.00	0.500	
							April 2027 Subtotal	**3,000,000.00**		
11/08/2027	3134GY2H4	20244	930	FAC	Federal Home Loan Mtg Corp	SNC		3,000,000.00	5.500	
							November 2027 Subtotal	**3,000,000.00**		
							Total	**201,110,000.00**		

ISLAND CO TREASURER'S INVESTM
Maturing Investments
Including Calls/Puts
Sorted by Maturity Date
January 1, 2023 - December 31, 9999

Maturity/Ca Date	CUSIP	Investment #	Fund	Security Type	Issuer	Dealer	Dealer's Phone Number	Call Price	Maturity/Ca Par Value	Stated Rate	Comments
01/08/2023	3134GXQE7	20227	930	MC1	Federal Home Loan Mtg Corp	VS		100.000	2,000,000.00	2.500	
01/09/2023	3136G4YP2	20149	930	MC1	Federal National Mtg Assn	MSI		100.000	2,000,000.00	0.720	
01/14/2023	3130ALVZ4	20197	930	MC1	Federal Home Loan Bank	MSI		100.000	2,000,000.00	1.040	
01/15/2023	3136G4YU1	20150	930	MC1	Federal National Mtg Assn	MSI		100.000	2,000,000.00	0.730	
01/21/2023	3130APA39	20222	930	MC1	Federal Home Loan Bank	PJ		100.000	3,000,000.00	0.660	
01/21/2023	3130APAY1	20223	930	MC1	Federal Home Loan Bank	PJ		100.000	3,000,000.00	1.100	
01/23/2023	3130APQ40	20248	930	MC1	Federal Home Loan Bank	SNC		100.000	1,645,000.00	1.500	
01/26/2023	3130AKMC7	20177	930	MC1	Federal Home Loan Bank	VS		100.000	3,000,000.00	0.500	
01/28/2023	3130APF83	20225	930	MC1	Federal Home Loan Bank	TVI		100.000	2,000,000.00	0.875	
							January 2023 Subtotal		**20,645,000.00**		
02/01/2023	812643UA0	20130	930	MUN	Seattle WA Light & PWR Revenue	TVI			2,000,000.00	5.000	
02/14/2023	3136G4E82	20153	930	MC1	Federal National Mtg Assn	PJ		100.000	2,000,000.00	0.650	
02/17/2023	3136G4K51	20159	930	MC1	Federal National Mtg Assn	TVI		100.000	1,000,000.00	0.310	
02/18/2023	3136G4J53	20154	930	MC1	Federal National Mtg Assn	VS		100.000	2,000,000.00	0.600	
02/25/2023	3130ARWG2	20236	930	MC1	Federal Home Loan Bank	PJ		100.000	3,000,000.00	2.125	
02/25/2023	3130AKYR1	20183	930	MC1	Federal Home Loan Bank	VS		100.000	2,000,000.00	0.550	
02/25/2023	3130AKY42	20184	930	MC1	Federal Home Loan Bank	VS		100.000	2,000,000.00	0.530	
02/25/2023	3130ALCW2	20194	930	MC1	Federal Home Loan Bank	VS		100.000	2,000,000.00	0.625	
02/25/2023	3130ANL57	20212	930	MC1	Federal Home Loan Bank	VS		100.000	3,000,000.00	0.875	
02/25/2023	3130ANPN4	20213	930	MC1	Federal Home Loan Bank	MSI		100.000	3,000,000.00	1.000	
02/26/2023	3130ANNZ9	20215	930	MC1	Federal Home Loan Bank	TVI		100.000	1,000,000.00	0.650	
02/27/2023	3136G4V59	20157	930	MC1	Federal National Mtg Assn	VS		100.000	2,000,000.00	0.625	
02/28/2023	3136G4R62	20158	930	MC1	Federal National Mtg Assn	VS		100.000	2,000,000.00	0.625	
							February 2023 Subtotal		**27,000,000.00**		
03/01/2023	3134GXDM3	20171	930	MC1	Federal Home Loan Mtg Corp	TVI		100.000	2,000,000.00	0.620	
03/10/2023	3130ALFS8	20196	930	MC1	Federal Home Loan Bank	TVI		100.000	2,000,000.00	0.800	
03/15/2023	3134GWC53	20161	930	MC1	Federal Home Loan Mtg Corp	VS		100.000	2,000,000.00	0.650	
03/16/2023	3136G43T8	20162	930	MC1	Federal National Mtg Assn	MSI		100.000	2,000,000.00	0.400	
03/17/2023	3134GXFV1	20174	930	MC1	Federal Home Loan Mtg Corp	VS		100.000	2,000,000.00	0.625	
03/24/2023	3130AMQS4	20207	930	MC1	Federal Home Loan Bank	MSI		100.000	3,000,000.00	0.375	
03/28/2023	3130ARFB2	20228	930	MC1	Federal Home Loan Bank	VS		100.000	2,000,000.00	1.550	
03/28/2023	3130AMRZ7	20208	930	MC1	Federal Home Loan Bank	MSI		100.000	3,000,000.00	0.375	
03/29/2023	3130ASHG7	20240	930	MC1	Federal Home Loan Bank	PJ		100.000	2,300,000.00	3.300	
03/29/2023	3130ANZP8	20220	930	MC1	Federal Home Loan Bank	VS		100.000	3,000,000.00	0.700	
03/30/2023	3130AP5F8	20219	930	MC1	Federal Home Loan Bank	TVI		100.000	3,000,000.00	0.500	

Maturity/Ca Date	CUSIP	Investment #	Fund	Security Type	Issuer	Dealer	Dealer's Phone Number	Call Price	Maturity/Ca Par Value	Stated Rate	Comments
03/30/2023	3136G4XV0	20148	930	MC1	Federal National Mtg Assn	MSI		100.000	1,190,000.00	0.730	
03/30/2023	3130AMWZ1	20210	930	MC1	Federal Home Loan Bank	VS		100.000	3,800,000.00	1.050	
03/30/2023	3130AP6M2	20218	930	MC1	Federal Home Loan Bank	MSI		100.000	3,000,000.00	1.020	
							March 2023 Subtotal		**34,290,000.00**		
04/21/2023	3130ALWV2	20198	930	MC1	Federal Home Loan Bank	VS		100.000	2,000,000.00	0.550	
							April 2023 Subtotal		**2,000,000.00**		
05/01/2023	899559PW2	20230	930	MUN	Tulsa Cnty Sch Dist	VS			2,000,000.00	2.900	
05/18/2023	3133EMZS4	20202	930	MC1	Federal Farm Credit Bank	VS		100.000	3,000,000.00	0.900	
05/27/2023	31422XGL0	20203	930	MC1	Federal Agricultural Mtg Corp	VS		100.000	2,000,000.00	0.920	
							May 2023 Subtotal		**7,000,000.00**		
06/15/2023	904139CS9	20229	930	MUN	UMATILLA COUNTY SCHOOL	VS			250,000.00	1.978	
06/15/2023	939307KU7	20168	930	MUN	WA Mult & Yamhill Cnty OR Sch	PJ			1,000,000.00	0.430	
06/28/2023	3130ATCB1	20241	930	MC1	Federal Home Loan Bank	PJ			2,000,000.00	3.625	
06/28/2023	3130ASEN5	20239	930	MC1	Federal Home Loan Bank	TVI		100.000	2,000,000.00	3.020	
06/28/2023	3130ASDH9	20238	930	MC1	Federal Home Loan Bank	SNC		100.000	3,000,000.00	3.100	
06/30/2023	686053BR9	20133	930	MUN	Oregon School Boards Assn	VS			1,000,000.00	5.490	
							June 2023 Subtotal		**9,250,000.00**		
08/01/2023	56781RKA4	20192	930	MUN	Marin Calif Cmnty College Dist	PJ			1,000,000.00	0.197	
08/21/2023	3136G4K77	20176	930	MC1	Federal National Mtg Assn	TVI		100.000	2,000,000.00	0.450	
08/29/2023	3136G4X24	20160	930	MC1	Federal National Mtg Assn	PJ		100.000	2,000,000.00	0.600	
							August 2023 Subtotal		**5,000,000.00**		
09/01/2023	727177VW4	20139	930	MUN	Plano Tex	VS			300,000.00	5.000	
							September 2023 Subtotal		**300,000.00**		
10/27/2023	31422XM74	20247	930	MC1	Federal Agricultural Mtg Corp	TVI		100.000	2,000,000.00	5.170	
10/27/2023	3136G45C3	20167	930	MC1	Federal National Mtg Assn	VS		100.000	2,000,000.00	0.540	
10/27/2023	3130ATK71	20243	930	MUN	Federal Home Loan Bank	SNC		100.000	495,000.00	4.750	
10/28/2023	3136G46S7	20169	930	MC1	Federal National Mtg Assn	TVI		100.000	2,000,000.00	0.560	
							October 2023 Subtotal		**6,495,000.00**		
11/01/2023	605581LJ4	20128	930	MUN	State of Mississippi	VS			1,420,000.00	3.408	
11/08/2023	3134GY2H4	20244	930	FAC	Federal Home Loan Mtg Corp	SNC		100.000	3,000,000.00	5.500	
							November 2023 Subtotal		**4,420,000.00**		
12/01/2023	962468ET7	20187	930	MUN	Whatcom Co PUD	PJ			405,000.00	4.000	
12/13/2023	3130ASAN9	20237	930	MC1	Federal Home Loan Bank	PJ			3,000,000.00	2.500	
12/31/2023	91282CDR9	20235	930	TRC	U.S. Treasury	TVI			2,000,000.00	0.750	
							December 2023 Subtotal		**5,405,000.00**		

Maturity/Ca Date	CUSIP	Investment #	Fund	Security Type	Issuer	Dealer	Dealer's Phone Number	Call Price	Maturity/Ca Par Value	Stated Rate	Comments
01/01/2024	387874YF1	20123	930	MUN	Grant County WA PUD #2	VS			1,000,000.00	1.913	
01/19/2024	3133EMNG3	20182	930	FAC	Federal Farm Credit Bank	TVI			1,000,000.00	0.230	
							January 2024 Subtotal		**2,000,000.00**		
03/01/2024	4423315T7	20107	930	MUN	City of Houston TX	VS			2,000,000.00	1.950	
03/01/2024	64966MWK1	20136	930	MUN	City of New York NY	VS			465,000.00	3.250	
03/08/2024	3130ATKJ5	20246	930	FAC	Federal Home Loan Bank	TVI			2,000,000.00	4.375	
							March 2024 Subtotal		**4,465,000.00**		
05/01/2024	032879UR7	20151	930	MUN	Anchor Bay Mich Sch Dist	VS			1,440,000.00	1.000	
05/15/2024	912828WJ5	20226	930	TRC	U.S. Treasury	VS			2,000,000.00	2.500	
							May 2024 Subtotal		**3,440,000.00**		
06/30/2024	68587FAU8	20234	930	MUN	OREGON EDU DISTS FULL FAITH &	SNC			1,305,000.00	0.592	
							June 2024 Subtotal		**1,305,000.00**		
07/01/2024	29270CX67	20137	930	MUN	Energy NW Wash Elec Rev	VS			635,000.00	5.000	
							July 2024 Subtotal		**635,000.00**		
08/01/2024	56781RKB2	20193	930	MUN	Marin Calif Cmnty College Dist	PJ			500,000.00	0.279	
08/01/2024	9523472E1	20141	930	MUN	West Contra Costa Cali Uni Sch	VS			1,000,000.00	1.761	
08/16/2024	3133EKA63	20105	930	FAC	Federal Farm Credit Bank	VS			2,000,000.00	1.600	
							August 2024 Subtotal		**3,500,000.00**		
09/01/2024	14739HEC1	20175	930	MUN	Cascade Wtr Alliance WA Wtr S	VS			890,000.00	2.000	
09/13/2024	3130ANR28	20216	930	FAC	Federal Home Loan Bank	MSI			2,000,000.00	0.375	
09/26/2024	31422BMD9	20116	930	FAC	Federal Agricultural Mtg Corp	VS			1,275,000.00	1.740	
							September 2024 Subtotal		**4,165,000.00**		
10/01/2024	943080SR3	20132	930	MUN	City of Waukesha WI	VS			260,000.00	3.000	
10/03/2024	3130ATT312	20245	930	FAC	Federal Home Loan Bank	TVI			2,000,000.00	4.500	
10/03/2024	3130ATT31	20242	930	MUN	Federal Home Loan Bank	MSI			2,000,000.00	4.500	
							October 2024 Subtotal		**4,260,000.00**		
11/01/2024	31422BPG9	20119	930	FAC	Federal Agricultural Mtg Corp	TVI			1,000,000.00	1.790	
							November 2024 Subtotal		**1,000,000.00**		
12/01/2024	494791RS7	20142	930	MUN	King Cnty WA Pub Hosp	VS			900,000.00	1.521	
12/01/2024	962468EU4	20188	930	MUN	Whatcom Co PUD	PJ			440,000.00	4.000	
12/13/2024	3130A3GE8	20231	930	FAC	Federal Home Loan Bank	TVI			2,000,000.00	2.750	
							December 2024 Subtotal		**3,340,000.00**		

Maturity/Ca Date	CUSIP	Investment #	Fund	Security Type	Issuer	Dealer	Dealer's Phone Number	Call Price	Maturity/Ca Par Value	Stated Rate	Comments
01/01/2025	387874YG9	20122	930	MUN	Grant County WA PUD #2	VS			1,000,000.00	1.963	
							January 2025 Subtotal		**1,000,000.00**		
03/01/2025	220113DB7	20144	930	MUN	Corpus Christi TEX	VS			315,000.00	3.646	
03/14/2025	3130A4CH3	20209	930	FAC	Federal Home Loan Bank	TVI			1,355,000.00	2.375	
03/28/2025	3130AP3M5	20217	930	MC1	Federal Home Loan Bank	VS			2,000,000.00	0.550	
03/31/2025	912828ZF0	20224	930	TRC	U.S. Treasury	VS			3,000,000.00	0.500	
							March 2025 Subtotal		**6,670,000.00**		
04/01/2025	882722VM0	20140	930	MUN	Texas St	VS			295,000.00	4.123	
							April 2025 Subtotal		**295,000.00**		
05/19/2025	3133EMZT2	20204	930	MC1	Federal Farm Credit Bank	TVI			2,000,000.00	0.680	
							May 2025 Subtotal		**2,000,000.00**		
07/01/2025	464632UG1	20166	930	MUN	Isle Wight Cnty VA	VS			2,120,000.00	2.000	
07/01/2025	592112UB0	20233	930	MUN	MET GOVT NASHVILLE &	SNC			500,000.00	0.610	
07/01/2025	91523NWV4	20232	930	MUN	University of WA	SNC			525,000.00	1.946	
07/22/2025	3133ELX33	20152	930	MC1	Federal Farm Credit Bank	VS			2,000,000.00	0.690	
							July 2025 Subtotal		**5,145,000.00**		
08/25/2025	3135G05X7	20205	930	FAC	Federal National Mtg Assn	MSI			3,000,000.00	0.375	
							August 2025 Subtotal		**3,000,000.00**		
10/01/2025	31422B4E7	20173	930	FAC	Federal Agricultural Mtg Corp	VS			2,000,000.00	0.500	
10/01/2025	31422BT75	20165	930	VR1	Federal Agricultural Mtg Corp	VS			2,000,000.00		
10/28/2025	3136G47A5	20170	930	MC1	Federal National Mtg Assn	TVI			2,000,000.00	0.530	
10/28/2025	459058JL8	20179	930	MC2	Internation Bank Recon & Devel	VS			2,000,000.00	0.500	
							October 2025 Subtotal		**8,000,000.00**		
12/01/2025	494791RT5	20172	930	MUN	King Cnty WA Pub Hosp	TVI			1,555,000.00	1.601	
12/01/2025	962468EV2	20189	930	MUN	Whatcom Co PUD	PJ			530,000.00	4.000	
							December 2025 Subtotal		**2,085,000.00**		
01/15/2026	31422B6K1	20178	930	FAC	Federal Agricultural Mtg Corp	VS			2,000,000.00	0.480	
01/28/2026	3130AKQU3	20180	930	MC1	Federal Home Loan Bank	VS			3,000,000.00	0.560	
01/28/2026	3130AKRJ7	20181	930	MC1	Federal Home Loan Bank	VS			2,000,000.00	0.750	
							January 2026 Subtotal		**7,000,000.00**		
04/29/2026	3130AM4L3	20200	930	MC1	Federal Home Loan Bank	MSI			3,000,000.00	1.250	
							April 2026 Subtotal		**3,000,000.00**		

Maturity/Ca Date	CUSIP	Investment #	Fund	Security Type	Issuer	Dealer	Dealer's Phone Number	Call Price	Maturity/Ca Par Value	Stated Rate	Comments
06/16/2026	3130AMQK1	20206	930	MC1	Federal Home Loan Bank	PJ			3,000,000.00	1.050	
06/30/2026	3130AMYQ9	20211	930	MC1	Federal Home Loan Bank	MSI			2,000,000.00	1.050	
							June 2026 Subtotal		**5,000,000.00**		
08/17/2026	3133EM2V3	20214	930	MC1	Federal Farm Credit Bank	TVI			2,000,000.00	0.910	
							August 2026 Subtotal		**2,000,000.00**		
09/30/2026	912828YG9	20221	930	TRC	U.S. Treasury	VS			3,000,000.00	1.625	
							September 2026 Subtotal		**3,000,000.00**		
04/30/2027	912828ZN3	20195	930	TRC	U.S. Treasury	VS			3,000,000.00	0.500	
							April 2027 Subtotal		**3,000,000.00**		
								Total	**201,110,000.00**		

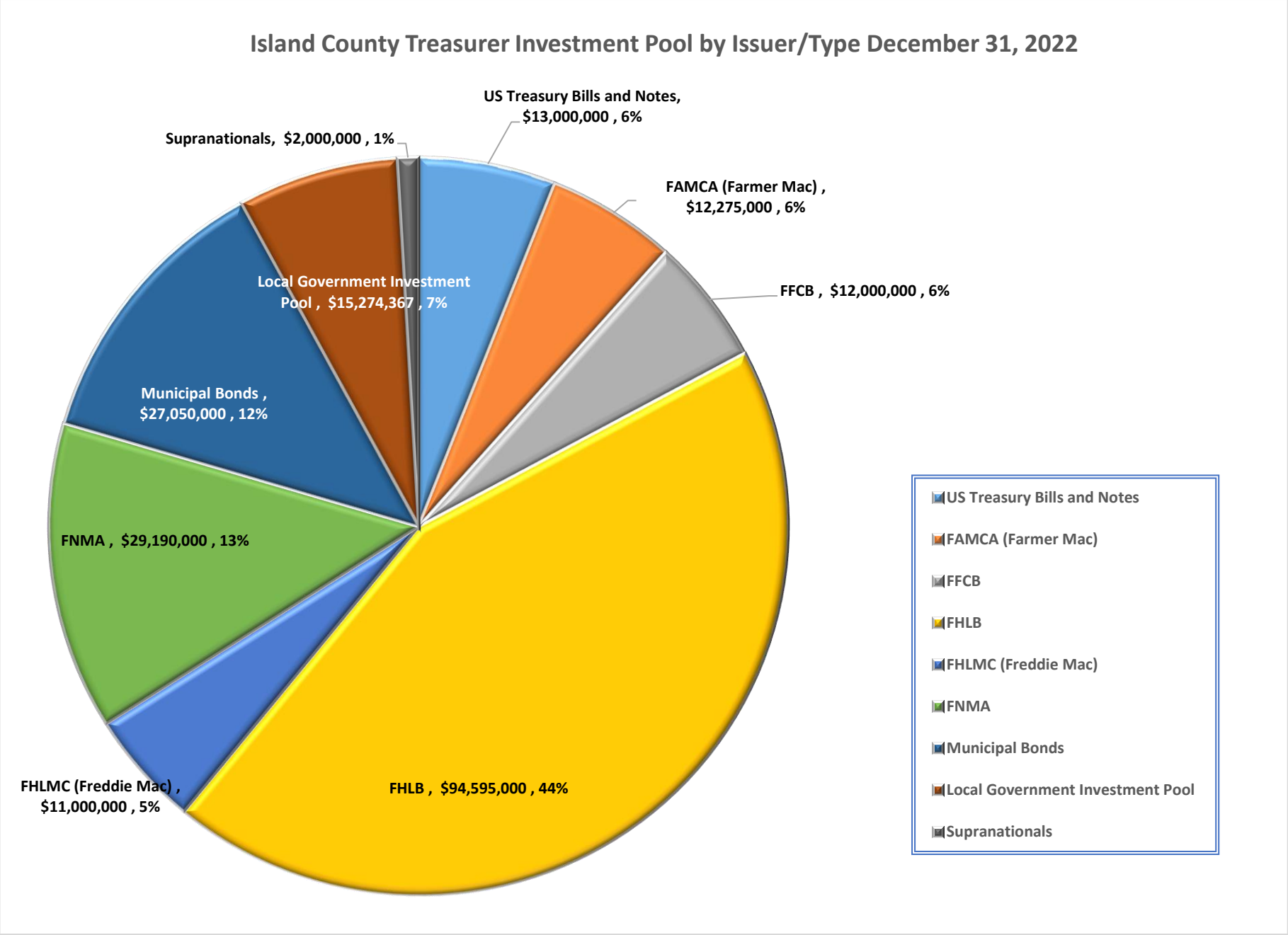
Island County Treasurer Investment Pool by Issuer/Type December 31, 2022
US Treasury Bills and Notes, $13,000,000 , 6%
FAMCA (Farmer Mac) , $12,275,000 , 6%
FFCB , $12,000,000 , 6%
FHLB , $94,595,000 , 44%
FHLMC (Freddie Mac) , $11,000,000 , 5%
FNMA , $29,190,000 , 13%
Municipal Bonds , $27,050,000 , 12%
Local Government Investment Pool , $15,274,367 , 7%
Supranationals, $2,000,000 , 1%
US Treasury Bills and Notes
FAMCA (Farmer Mac)
FFCB
FHLB
FHLMC (Freddie Mac)
FNMA
Municipal Bonds
Local Government Investment Pool
Supranationals

ISLAND COUNTY TREASURER INVESTMENT POOL PORTFOLIO BY ISSUER/TYPE
As of December 31, 2022
Presented January 24, 2023

Issuer or Type		Investment Balance	% of Portfolio
US Treasury Bills and Treasury Notes	$	13,000,000	6.0%
FAMCA (Farmer Mac) [1]		12,275,000	5.7%
FFCB [2]		12,000,000	5.5%
FHLB [3]		94,595,000	43.7%
FHLMC (Freddie Mac) [4]		11,000,000	5.1%
FNMA [5]		29,190,000	13.5%
Municipal Bonds [6, 9]		27,050,000	12.5%
Local Government Investment Pool [7]		15,274,367	7.1%
Supranationals [8]		2,000,000	0.9%
Total	$	216,384,367	100.0%

1 Federal Agricultural Mortgage Corporation is a government-sponsored enterprise providing a secondary market for agricultural real estate mortgage loans, rural housing mortgage loans, and rural utility cooperative loans. It was established in the Agricultural Credit Act of 1987 and is overseen by the Farm Credit Administration.

2 Federal Farm Credit Bank was created by an Act of Congress in 1916 to create to support agricultural and rural communities with reliable, consistent credit and financial services. It is regulated and examined by the Farm Credit Administration, an independent agency in the Executive Branch of the US Government.

3 Federal Home Loan Bank was chartered in 1932 by the US Congress to improve the availability of funds to support home ownership. It purchases mortgages.

4 Freddie Mac was chartered by Congress in 1970 to stabilize the nation's residential mortgage markets and expand opportunities for homeownership and affordable rental housing. It purchases mortgage loans and mortgage-related securities for investment.

5 Fannie Mae is the leading source of residential mortgage credit in the US secondary market to provide reliable, large-scale access to affordable mortgage credit in all communities across the country at all times so people can buy, refinance, or rent homes.

6 A municipal bond is debt issued by a local government or its agencies. Municipal bonds may be general obligations of the issuer or secured by specified revenues (e.g., property taxes or specific fees or tolls). Income from municipal bonds may be tax exempt or taxable. If they are tax exempt they are very attractive to certain individual investors for the tax benefits.

7 The Local Government Investment Pool is a money market fund operated for the participation of eligible governmental entities with surplus funds - it is comprised of public funds placed in the custody of the Office of the State Treasurer for investment and reinvestment as defined by RCW 43.250.020. The pool seeks to provide current income by investing in high-quality, short term money market instruments and offers daily contributions and withdrawals to optimize liquidity and returns.

8 Supranationals are international institutions that provide development financing, advisory services, and/or other financial services to their member countries to achieve the overall goal of improving living standards through sustainable growth. Investments in supranational banks are U.S. dollar denominated senior unsecured unsubordinated obligations issued or unconditionally guaranteed by the International Bank for Reconstruction and Development, International Finance Corporation, or Inter-American Development Bank, of which the United States is the largest shareholder. Must have a maximum remaining maturity of five years or less, have a credit rating of AAA, and be eligible for purchase or sale with the United States.

9 Island County's Investment Policy stipulates diversification limits of Bonds of State of Washington or any local government in the State of Washington to be no more than 20% of the portfolio, and Bonds of other states or local governments of a state other than the State of Washington to be no more than 15% of the portfolio.

Bonds of the State of WA or WA Local Government as of Dec 31 2022	$	9,880,000.00	4.6%
Bonds of a State or Local Government other than WA as of Dec 31 2022		17,170,000.00	7.9%

ISLAND CO TREASURER'S INVESTM
Summary by Issuer
December 31, 2022

Issuer	Number of Investments	Par Value	Remaining Cost	% of Portfolio	Average YTM 365	Average Days to Maturity
Anchor Bay Mich Sch Dist	1	1,440,000.00	1,456,128.00	0.67	0.742	486
Cascade Wtr Alliance WA Wtr S	1	890,000.00	943,773.80	0.43	0.384	609
Corpus Christi TEX	1	315,000.00	353,190.60	0.16	1.070	790
Energy NW Wash Elec Rev	1	635,000.00	733,024.95	0.34	-1.043	547
Federal Agricultural Mtg Corp	7	12,275,000.00	12,266,954.43	5.65	1.981	999
Federal Farm Credit Bank	6	12,000,000.00	11,999,447.00	5.53	0.889	960
Federal Home Loan Bank	40	94,595,000.00	94,413,409.51	43.48	1.536	922
Federal Home Loan Mtg Corp	5	11,000,000.00	10,987,956.00	5.06	2.343	1,171
Federal National Mtg Assn	15	29,190,000.00	29,158,760.00	13.43	0.587	922
Grant County WA PUD #2	2	2,000,000.00	2,004,970.00	0.92	1.879	548
City of Houston TX	1	2,000,000.00	2,008,740.00	0.93	1.848	425
Internation Bank Recon & Devel	1	2,000,000.00	2,000,946.00	0.92	0.490	1,031
Isle Wight Cnty VA	1	2,120,000.00	2,251,630.80	1.04	0.650	912
King Cnty WA Pub Hosp	2	2,455,000.00	2,550,548.35	1.17	0.793	933
MET GOVT NASHVILLE & DAVIDSON	1	500,000.00	464,180.00	0.21	3.000	912
Marin Calif Cmnty College Dist	2	1,500,000.00	1,500,000.00	0.69	0.224	334
State of Mississippi	1	1,420,000.00	1,507,202.20	0.69	1.650	304
City of New York NY	1	465,000.00	490,942.35	0.23	2.429	425
OREGON EDU DISTS FULL FAITH &	1	1,305,000.00	1,237,414.05	0.57	3.100	546
Oregon School Boards Assn	1	1,000,000.00	1,117,920.00	0.51	1.750	180
Plano Tex	1	300,000.00	337,194.00	0.16	1.200	243
Seattle WA Light & PWR Revenue	1	2,000,000.00	2,168,520.00	1.00	1.790	31
State Treasurer	1	15,274,367.06	15,274,367.06	7.03	4.091	1
Tulsa Cnty Sch Dist	1	2,000,000.00	2,018,300.00	0.93	2.000	120

ISLAND CO TREASURER'S INVESTM
Summary by Issuer
December 31, 2022

Issuer	Number of Investments	Par Value	Remaining Cost	% of Portfolio	Average YTM 365	Average Days to Maturity
Texas St	1	295,000.00	333,718.75	0.15	1.350	821
UMATILLA COUNTY SCHOOL DISTRIC	1	250,000.00	249,355.00	0.11	2.201	165
Umpqua Bank	1	0.00	0.00	0.00	0.000	0
U.S. Treasury	5	13,000,000.00	12,954,192.26	5.97	1.358	1,005
University of WA	1	525,000.00	509,139.75	0.23	2.951	912
WA Mult & Yamhill Cnty OR Sch	1	1,000,000.00	1,000,000.00	0.46	0.430	165
City of Waukesha WI	1	260,000.00	270,589.80	0.12	2.050	639
West Contra Costa Cali Uni Sch	1	1,000,000.00	1,014,730.00	0.47	1.504	578
Whatcom Co PUD	3	1,375,000.00	1,567,416.75	0.72	0.369	741
Total and Average	**110**	**216,384,367.06**	**217,144,661.41**	**100.00**	**1.572**	**829**

ISLAND CO TREASURER'S INVESTM
Investments by Issuer
Active Investments
Sorted by Issuer
December 31, 2022

CUSIP	Investment #	Security Type	Investment Class	Book Value	Current Rate	Market Value	Market Date	YTM 365	Redemption Date	Days To Maturity	Call Date	Collateral
Anchor Bay Mich Sch Dist												
032879UR7	20151	Municipal Bonds	Fair	1,445,671.38	1.000	1,361,520.00	12/31/2022	0.742	05/01/2024	486		
			Subtotal and Average	**1,445,671.38**		**1,361,520.00**		**0.742**		**486**		
Cascade Wtr Alliance WA Wtr S												
14739HEC1	20175	Municipal Bonds	Fair	914,295.39	2.000	854,480.10	12/31/2022	0.384	09/01/2024	609		
			Subtotal and Average	**914,295.39**		**854,480.10**		**0.384**		**609**		
Corpus Christi TEX												
220113DB7	20144	Municipal Bonds	Fair	332,595.20	3.646	307,556.55	12/31/2022	1.070	03/01/2025	790		
			Subtotal and Average	**332,595.20**		**307,556.55**		**1.070**		**790**		
Energy NW Wash Elec Rev												
29270CX67	20137	Municipal Bonds	Fair	670,195.13	5.000	655,681.95	12/31/2022	-1.043	07/01/2024	547		
			Subtotal and Average	**670,195.13**		**655,681.95**		**-1.043**		**547**		
Federal Agricultural Mtg Corp												
31422BMD9	20116	Federal Agency Coupon Securities	Fair	1,273,013.27	1.740	1,214,463.00	12/31/2022	1.834	09/26/2024	634		
31422BPG9	20119	Federal Agency Coupon Securities	Fair	999,826.32	1.790	951,540.00	12/31/2022	1.800	11/01/2024	670		
31422B4E7	20173	Federal Agency Coupon Securities	Fair	2,000,000.00	0.500	1,807,480.00	12/31/2022	0.500	10/01/2025	1,004		
31422B6K1	20178	Federal Agency Coupon Securities	Fair	1,998,784.44	0.480	1,791,320.00	12/31/2022	0.500	01/15/2026	1,110		
31422XGL0	20203	Federal Agency Callables	Fair	2,000,000.00	0.920	1,779,800.00	12/31/2022	0.920	05/27/2026	1,242	05/27/2023	
31422XM74	20247	Federal Agency Callables	Fair	2,000,000.00	5.170	1,993,180.00	12/31/2022	5.170	10/27/2025	1,030	10/27/2023	
31422BT75	20165	Agency Floater	Fair	2,000,000.00	4.550	2,007,980.00	12/31/2022	2.998	10/01/2025	1,004		
			Subtotal and Average	**12,271,624.03**		**11,545,763.00**		**1.981**		**998**		
Federal Farm Credit Bank												
3133EKA63	20105	Federal Agency Coupon Securities	Fair	1,998,696.43	1.600	1,909,400.00	12/31/2022	1.642	08/16/2024	593		
3133EMNG3	20182	Federal Agency Coupon Securities	Fair	1,000,313.76	0.230	953,270.00	12/31/2022	0.200	01/19/2024	383		
3133ELX33	20152	Federal Agency Callables	Fair	1,999,488.05	0.690	1,807,340.00	12/31/2022	0.700	07/22/2025	933		
3133EMZS4	20202	Federal Agency Callables	Fair	3,000,000.00	0.900	2,669,970.00	12/31/2022	0.900	05/18/2026	1,233	05/18/2023	
3133EMZT2	20204	Federal Agency Callables	Fair	2,002,132.18	0.680	1,816,160.00	12/31/2022	0.635	05/19/2025	869		
3133EM2V3	20214	Federal Agency Callables	Fair	1,999,998.55	0.910	1,767,060.00	12/31/2022	0.910	08/17/2026	1,324		

CUSIP	Investment #	Security Type	Investment Class	Book Value	Current Rate	Market Value	Market Date	YTM 365	Redemption Date	Days To Maturity	Call Date	Collateral
		Subtotal and Average		**12,000,628.97**		**10,923,200.00**		**0.889**		**960**		
Federal Home Loan Bank												
3130A4CH3	20209	Federal Agency Coupon Securities	Fair	1,411,294.38	2.375	1,295,407.10	12/31/2022	0.470	03/14/2025	803		
3130ANR28	20216	Federal Agency Coupon Securities	Fair	1,997,878.10	0.375	1,864,100.00	12/31/2022	0.438	09/13/2024	621		
3130A3GE8	20231	Federal Agency Coupon Securities	Fair	2,003,480.50	2.750	1,935,940.00	12/31/2022	2.656	12/13/2024	712		
3130ATT312	20245	Federal Agency Coupon Securities	Fair	2,000,045.66	4.500	1,997,680.00	12/31/2022	4.500	10/03/2024	641		
3130ATKJ5	20246	Federal Agency Coupon Securities	Fair	1,994,421.82	4.375	1,988,640.00	12/31/2022	4.620	03/08/2024	432		
3130AKMC7	20177	Federal Agency Callables	Fair	3,000,000.00	0.500	2,657,550.00	12/31/2022	0.500	01/26/2026	1,121	01/26/2023	
3130AKQU3	20180	Federal Agency Callables	Fair	3,000,000.00	0.560	2,687,370.00	12/31/2022	0.560	01/28/2026	1,123		
3130AKRJ7	20181	Federal Agency Callables	Fair	2,000,000.00	0.750	1,802,380.00	12/31/2022	0.659	01/28/2026	1,123		
3130AKYR1	20183	Federal Agency Callables	Fair	2,000,000.00	0.550	1,769,340.00	12/31/2022	0.550	02/25/2026	1,151	02/25/2023	
3130AKY42	20184	Federal Agency Callables	Fair	2,000,000.00	0.530	1,768,200.00	12/31/2022	0.530	02/25/2026	1,151	02/25/2023	
3130ALCW2	20194	Federal Agency Callables	Fair	2,000,000.00	0.625	1,773,680.00	12/31/2022	0.625	02/25/2026	1,151	02/25/2023	
3130ALFS8	20196	Federal Agency Callables	Fair	2,000,000.00	0.800	1,787,200.00	12/31/2022	0.800	03/10/2026	1,164	03/10/2023	
3130ALVZ4	20197	Federal Agency Callables	Fair	2,000,000.00	1.040	1,790,440.00	12/31/2022	1.040	04/14/2026	1,199	01/14/2023	
3130ALWV2	20198	Federal Agency Callables	Fair	2,000,000.00	0.550	1,803,740.00	12/31/2022	1.025	04/21/2026	1,206	04/21/2023	
3130AM4L3	20200	Federal Agency Callables	Fair	3,000,000.00	1.250	2,728,050.00	12/31/2022	1.100	04/29/2026	1,214		
3130AMQK1	20206	Federal Agency Callables	Fair	3,000,000.00	1.050	2,699,730.00	12/31/2022	0.938	06/16/2026	1,262		
3130AMQS4	20207	Federal Agency Callables	Fair	3,000,000.00	0.375	2,805,090.00	12/31/2022	0.375	06/24/2024	540	03/24/2023	
3130AMRZ7	20208	Federal Agency Callables	Fair	3,000,000.00	0.375	2,803,830.00	12/31/2022	0.375	06/28/2024	544	03/28/2023	
3130AMWZ1	20210	Federal Agency Callables	Fair	3,800,000.00	1.050	3,381,924.00	12/31/2022	1.050	06/30/2026	1,276	03/30/2023	
3130AMYQ9	20211	Federal Agency Callables	Fair	2,000,000.00	1.050	1,797,880.00	12/31/2022	0.963	06/30/2026	1,276		
3130ANL57	20212	Federal Agency Callables	Fair	3,000,000.00	0.875	2,633,880.00	12/31/2022	0.875	08/25/2026	1,332	02/25/2023	
3130ANPN4	20213	Federal Agency Callables	Fair	3,000,000.00	1.000	2,652,900.00	12/31/2022	1.000	08/25/2026	1,332	02/25/2023	
3130ANNZ9	20215	Federal Agency Callables	Fair	1,000,000.00	0.650	916,720.00	12/31/2022	0.650	02/26/2025	787	02/26/2023	
3130AP3M5	20217	Federal Agency Callables	Fair	2,000,000.00	0.550	1,825,300.00	12/31/2022	0.550	03/28/2025	817		
3130AP6M2	20218	Federal Agency Callables	Fair	3,000,000.00	1.020	2,647,230.00	12/31/2022	1.020	09/30/2026	1,368	03/30/2023	
3130AP5F8	20219	Federal Agency Callables	Fair	3,000,000.00	0.500	2,782,110.00	12/31/2022	0.500	09/30/2024	638	03/30/2023	
3130ANZP8	20220	Federal Agency Callables	Fair	3,000,000.00	0.700	2,661,870.00	12/31/2022	1.111	09/29/2026	1,367	03/29/2023	
3130APA39	20222	Federal Agency Callables	Fair	3,000,000.00	0.660	2,750,940.00	12/31/2022	0.660	04/21/2025	841	01/21/2023	
3130APAY1	20223	Federal Agency Callables	Fair	3,000,000.00	1.100	2,650,770.00	12/31/2022	1.100	10/21/2026	1,389	01/21/2023	
3130APF83	20225	Federal Agency Callables	Fair	2,000,000.00	0.875	1,811,940.00	12/31/2022	0.875	10/28/2025	1,031	01/28/2023	
3130ARFB2	20228	Federal Agency Callables	Fair	1,986,741.10	1.550	1,935,600.00	12/31/2022	2.602	03/28/2024	452	03/28/2023	
3130ARWG2	20236	Federal Agency Callables	Fair	3,000,000.00	2.125	2,967,960.00	12/31/2022	2.125	05/25/2023	144	02/25/2023	
3130ASAN9	20237	Federal Agency Callables	Fair	3,000,000.00	2.500	2,927,430.00	12/31/2022	2.500	12/13/2023	346		
3130ASDH9	20238	Federal Agency Callables	Fair	2,959,943.45	3.100	2,896,500.00	12/31/2022	3.734	03/28/2025	817	06/28/2023	
3130ASEN5	20239	Federal Agency Callables	Fair	1,993,406.83	3.020	1,944,360.00	12/31/2022	3.250	06/28/2024	544	06/28/2023	
3130ASHG7	20240	Federal Agency Callables	Fair	2,300,000.00	3.300	2,270,031.00	12/31/2022	3.303	09/29/2023	271	03/29/2023	
3130ATCB1	20241	Federal Agency Callables	Fair	2,000,000.00	3.625	1,998,420.00	12/31/2022	3.631	06/28/2023	178		

CUSIP	Investment #	Security Type	Investment Class	Book Value	Current Rate	Market Value	Market Date	YTM 365	Redemption Date	Days To Maturity	Call Date	Collateral
3130APQ40	20248	Federal Agency Callables	Fair	1,459,191.65	1.500	1,476,190.10	12/31/2022	4.718	11/23/2026	1,422	01/23/2023	
3130ATT31	20242	Municipal Bonds	Fair	1,999,452.02	4.500	1,997,680.00	12/31/2022	4.518	10/03/2024	641		
3130ATK71	20243	Municipal Bonds	Fair	494,864.45	4.750	494,608.95	12/31/2022	4.760	10/27/2025	1,030	10/27/2023	
		Subtotal and Average		**94,400,719.96**		**87,380,611.15**		**1.536**		**922**		
Federal Home Loan Mtg Corp												
3134GY2H4	20244	Federal Agency Coupon Securities	Fair	3,000,000.00	5.500	2,999,040.00	12/31/2022	5.500	11/08/2027	1,772	11/08/2023	
3134GWC53	20161	Federal Agency Callables	Fair	2,000,000.00	0.650	1,805,380.00	12/31/2022	0.650	09/15/2025	988	03/15/2023	
3134GXDM3	20171	Federal Agency Callables	Fair	2,000,000.00	0.620	1,789,980.00	12/31/2022	0.620	12/01/2025	1,065	03/01/2023	
3134GXFV1	20174	Federal Agency Callables	Fair	1,999,407.78	0.625	1,780,760.00	12/31/2022	0.635	12/17/2025	1,081	03/17/2023	
3134GXQE7	20227	Federal Agency Callables	Fair	1,992,183.30	2.500	1,920,980.00	12/31/2022	2.730	10/08/2024	646	01/08/2023	
		Subtotal and Average		**10,991,591.08**		**10,296,140.00**		**2.343**		**1,170**		
Federal National Mtg Assn												
3135G05X7	20205	Federal Agency Coupon Securities	Fair	2,976,632.92	0.375	2,705,670.00	12/31/2022	0.674	08/25/2025	967		
3136G4XV0	20148	Federal Agency Callables	Fair	1,190,000.00	0.730	1,082,197.90	12/31/2022	0.730	06/30/2025	911	03/30/2023	
3136G4YP2	20149	Federal Agency Callables	Fair	2,000,000.00	0.720	1,816,920.00	12/31/2022	0.720	07/09/2025	920	01/09/2023	
3136G4YU1	20150	Federal Agency Callables	Fair	2,000,000.00	0.730	1,816,540.00	12/31/2022	0.730	07/15/2025	926	01/15/2023	
3136G4E82	20153	Federal Agency Callables	Fair	2,000,000.00	0.650	1,808,020.00	12/31/2022	0.650	08/14/2025	956	02/14/2023	
3136G4J53	20154	Federal Agency Callables	Fair	2,000,000.00	0.600	1,803,200.00	12/31/2022	0.600	08/18/2025	960	02/18/2023	
3136G4V59	20157	Federal Agency Callables	Fair	2,000,000.00	0.625	1,804,740.00	12/31/2022	0.625	08/27/2025	969	02/27/2023	
3136G4R62	20158	Federal Agency Callables	Fair	2,000,000.00	0.625	1,804,580.00	12/31/2022	0.625	08/28/2025	970	02/28/2023	
3136G4K51	20159	Federal Agency Callables	Fair	1,000,000.00	0.310	972,410.00	12/31/2022	0.310	08/17/2023	228	02/17/2023	
3136G4X24	20160	Federal Agency Callables	Fair	2,000,000.00	0.600	1,803,260.00	12/31/2022	0.603	08/29/2025	971	08/29/2023	
3136G43T8	20162	Federal Agency Callables	Fair	2,000,000.00	0.400	1,855,560.00	12/31/2022	0.400	09/16/2024	624	03/16/2023	
3136G45C3	20167	Federal Agency Callables	Fair	2,000,000.00	0.540	1,791,140.00	12/31/2022	0.540	10/27/2025	1,030	10/27/2023	
3136G46S7	20169	Federal Agency Callables	Fair	2,000,000.00	0.560	1,792,040.00	12/31/2022	0.560	10/28/2025	1,031	10/28/2023	
3136G47A5	20170	Federal Agency Callables	Fair	2,000,000.00	0.530	1,801,620.00	12/31/2022	0.530	10/28/2025	1,031		
3136G4K77	20176	Federal Agency Callables	Fair	2,003,573.92	0.450	1,797,120.00	12/31/2022	0.382	08/21/2025	963	08/21/2023	
		Subtotal and Average		**29,170,206.84**		**26,455,017.90**		**0.587**		**922**		
Grant County WA PUD #2												
387874YG9	20122	Municipal Bonds	Fair	1,001,105.19	1.963	948,830.00	12/31/2022	1.905	01/01/2025	731		
387874YF1	20123	Municipal Bonds	Fair	1,000,573.65	1.913	973,950.00	12/31/2022	1.853	01/01/2024	365		
		Subtotal and Average		**2,001,678.84**		**1,922,780.00**		**1.879**		**548**		
City of Houston TX												
4423315T7	20107	Municipal Bonds	Fair	2,002,278.58	1.950	1,936,380.00	12/31/2022	1.848	03/01/2024	425		
		Subtotal and Average		**2,002,278.58**		**1,936,380.00**		**1.848**		**425**		

CUSIP	Investment #	Security Type	Investment Class	Book Value	Current Rate	Market Value	Market Date	YTM 365	Redemption Date	Days To Maturity	Call Date	Collateral
Internation Bank Recon & Devel												
459058JL8	20179	IBRD-Supra National	Fair	2,000,556.12	0.500	1,796,760.00	12/31/2022	0.490	10/28/2025	1,031		
			Subtotal and Average	**2,000,556.12**		**1,796,760.00**		**0.490**		**1,031**		
Isle Wight Cnty VA												
464632UG1	20166	Municipal Bonds	Fair	2,190,349.00	2.000	1,986,842.80	12/31/2022	0.650	07/01/2025	912		
			Subtotal and Average	**2,190,349.00**		**1,986,842.80**		**0.650**		**912**		
King Cnty WA Pub Hosp												
494791RS7	20142	Municipal Bonds	Fair	905,710.91	1.521	844,956.00	12/31/2022	1.259	12/01/2024	700		
494791RT5	20172	Municipal Bonds	Fair	1,602,866.79	1.601	1,422,980.50	12/31/2022	0.530	12/01/2025	1,065		
			Subtotal and Average	**2,508,577.70**		**2,267,936.50**		**0.793**		**933**		
MET GOVT NASHVILLE & DAVIDSON												
592112UB0	20233	Municipal Bonds	Fair	471,696.22	0.610	448,180.00	12/31/2022	3.000	07/01/2025	912		
			Subtotal and Average	**471,696.22**		**448,180.00**		**3.000**		**912**		
Marin Calif Cmnty College Dist												
56781RKA4	20192	Municipal Bonds	Fair	1,000,000.00	0.197	976,310.00	12/31/2022	0.197	08/01/2023	212		
56781RKB2	20193	Municipal Bonds	Fair	500,000.00	0.279	466,760.00	12/31/2022	0.279	08/01/2024	578		
			Subtotal and Average	**1,500,000.00**		**1,443,070.00**		**0.224**		**334**		
State of Mississippi												
605581LJ4	20128	Municipal Bonds	Fair	1,440,108.12	3.408	1,404,692.40	12/31/2022	1.650	11/01/2023	304		
			Subtotal and Average	**1,440,108.12**		**1,404,692.40**		**1.650**		**304**		
City of New York NY												
64966MWK1	20136	Municipal Bonds	Fair	472,816.20	3.250	457,857.60	12/31/2022	2.429	03/01/2024	425		
			Subtotal and Average	**472,816.20**		**457,857.60**		**2.429**		**425**		
OREGON EDU DISTS FULL FAITH &												
68587FAU8	20234	Municipal Bonds	Fair	1,257,934.33	0.592	1,229,662.35	12/31/2022	3.100	06/30/2024	546		
			Subtotal and Average	**1,257,934.33**		**1,229,662.35**		**3.100**		**546**		
Oregon School Boards Assn												
686053BR9	20133	Municipal Bonds	Fair	1,017,994.61	5.490	1,003,380.00	12/31/2022	1.750	06/30/2023	180		
			Subtotal and Average	**1,017,994.61**		**1,003,380.00**		**1.750**		**180**		

CUSIP	Investment #	Security Type	Investment Class	Book Value	Current Rate	Market Value	Market Date	YTM 365	Redemption Date	Days To Maturity	Call Date	Collateral
Plano Tex												
727177VW4	20139	Municipal Bonds	Fair	307,426.42	5.000	304,155.00	12/31/2022	1.200	09/01/2023	243		
		Subtotal and Average		**307,426.42**		**304,155.00**		**1.200**		**243**		
Seattle WA Light & PWR Revenue												
812643UA0	20130	Municipal Bonds	Fair	2,004,922.69	5.000	2,002,840.00	12/31/2022	1.790	02/01/2023	31		
		Subtotal and Average		**2,004,922.69**		**2,002,840.00**		**1.790**		**31**		
State Treasurer												
10150	20075	State Pool (LGIP)	Amort	15,274,367.06	4.091	15,274,367.06	12/30/2022	4.091		1		
		Subtotal and Average		**15,274,367.06**		**15,274,367.06**		**4.091**		**1**		
Tulsa Cnty Sch Dist												
899559PW2	20230	Municipal Bonds	Fair	2,005,903.23	2.900	1,990,240.00	12/31/2022	2.000	05/01/2023	120		
		Subtotal and Average		**2,005,903.23**		**1,990,240.00**		**2.000**		**120**		
Texas St												
882722VM0	20140	Municipal Bonds	Fair	312,748.83	4.123	293,153.30	12/31/2022	1.350	04/01/2025	821		
		Subtotal and Average		**312,748.83**		**293,153.30**		**1.350**		**821**		
UMATILLA COUNTY SCHOOL DISTRIC												
904139CS9	20229	Municipal Bonds	Fair	249,749.93	1.978	247,150.00	12/31/2022	2.201	06/15/2023	165		
		Subtotal and Average		**249,749.93**		**247,150.00**		**2.201**		**165**		
Umpqua Bank												
SYS20092	20092	Money Market Accounts	Amort	0.00	0.250	0.00		0.250		1		
		Subtotal and Average		**0.00**		**0.00**						
U.S. Treasury												
912828ZN3	20195	Treasury Coupon Securities	Fair	2,961,815.50	0.500	2,583,180.00	12/31/2022	0.802	04/30/2027	1,580		
912828YG9	20221	Treasury Coupon Securities	Fair	3,071,233.39	1.625	2,744,760.00	12/31/2022	0.974	09/30/2026	1,368		
912828ZF0	20224	Treasury Coupon Securities	Fair	2,978,583.07	0.500	2,755,320.00	12/31/2022	0.823	03/31/2025	820		
912828WJ5	20226	Treasury Coupon Securities	Fair	1,999,171.43	2.500	1,941,260.00	12/31/2022	2.531	05/15/2024	500		
91282CDR9	20235	Treasury Coupon Securities	Fair	1,967,761.22	0.750	1,922,520.00	12/31/2022	2.411	12/31/2023	364		
		Subtotal and Average		**12,978,564.61**		**11,947,040.00**		**1.358**		**1,004**		
University of WA												
91523NWV4	20232	Municipal Bonds	Fair	512,500.68	1.946	490,770.00	12/31/2022	2.951	07/01/2025	912		

CUSIP	Investment #	Security Type	Investment Class	Book Value	Current Rate	Market Value	Market Date	YTM 365	Redemption Date	Days To Maturity	Call Date	Collateral
			Subtotal and Average	**512,500.68**		**490,770.00**		**2.951**		**912**		
WA Mult & Yamhill Cnty OR Sch												
939307KU7	20168	Municipal Bonds	Fair	1,000,000.00	0.430	983,600.00	12/31/2022	0.430	06/15/2023	165		
			Subtotal and Average	**1,000,000.00**		**983,600.00**		**0.430**		**165**		
City of Waukesha WI												
943080SR3	20132	Municipal Bonds	Fair	264,108.11	3.000	252,850.00	12/31/2022	2.050	10/01/2024	639		
			Subtotal and Average	**264,108.11**		**252,850.00**		**2.050**		**639**		
West Contra Costa Cali Uni Sch												
9523472E1	20141	Municipal Bonds	Fair	1,005,527.39	1.761	955,020.00	12/31/2022	1.504	08/01/2024	578		
			Subtotal and Average	**1,005,527.39**		**955,020.00**		**1.504**		**578**		
Whatcom Co PUD												
962468ET7	20187	Municipal Bonds	Fair	418,667.73	4.000	408,734.10	12/31/2022	0.300	12/01/2023	334		
962468EU4	20188	Municipal Bonds	Fair	470,639.02	4.000	449,741.60	12/31/2022	0.340	12/01/2024	700		
962468EV2	20189	Municipal Bonds	Fair	584,389.76	4.000	548,322.10	12/31/2022	0.440	12/01/2025	1,065		
			Subtotal and Average	**1,473,696.51**		**1,406,797.80**		**0.369**		**740**		
			Total and Average	**216,451,033.16**		**201,825,495.46**		**1.572**		**829**		

Island County Treasurer Investment Pool by Broker as of December 31, 2022

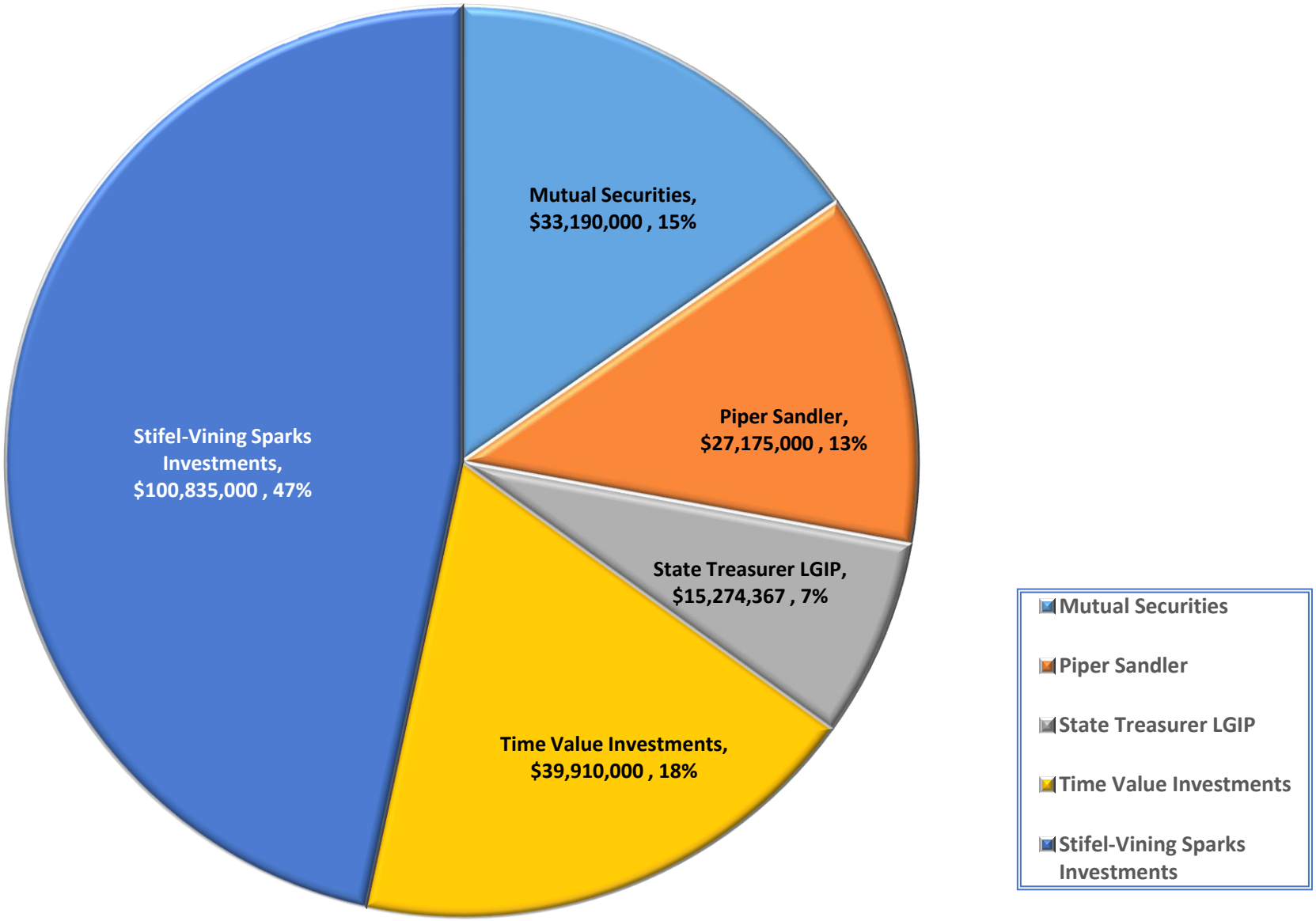

Island County Treasurer Investment Pool Portfolio by Broker/Bank
As of December 31, 2022
Presented January 24, 2023

Mutual Securities	$	33,190,000	15.3%
Piper Sandler	$	27,175,000	12.6%
State Treasurer LGIP	$	15,274,367	7.1%
Time Value Investments	$	39,910,000	18.4%
Stifel-Vining Sparks Investments	$	100,835,000	46.6%
Total	$	216,384,367	100.0%

ISLAND CO TREASURER'S INVESTM
Investments by Dealer
December 31, 2022
Sorted by Maturity Date

CUSIP	Investment #	Issuer	Purchase Date	Book Value	Par Value	Market Value	Current Rate	YTM 360	YTM 365	Maturity Date	Days To Maturity
Dealer: Mutual Securities Inc.											
Federal Agency Coupon Securities											
3130ANR28	20216	Federal Home Loan Bank	08/27/2021	1,997,878.10	2,000,000.00	1,864,100.00	0.375	0.431	0.437	09/13/2024	621
3135G05X7	20205	Federal National Mtg Assn	05/24/2021	2,976,632.92	3,000,000.00	2,705,670.00	0.375	0.664	0.673	08/25/2025	967
			Subtotal and Average	**4,974,511.02**	**5,000,000.00**	**4,569,770.00**		**0.571**	**0.579**		**828**
Federal Agency Callables											
3130AMQS4	20207	Federal Home Loan Bank	06/24/2021	3,000,000.00	3,000,000.00	2,805,090.00	0.375	0.369	0.375	06/24/2024	540
3130AMRZ7	20208	Federal Home Loan Bank	06/28/2021	3,000,000.00	3,000,000.00	2,803,830.00	0.375	0.369	0.375	06/28/2024	544
3136G43T8	20162	Federal National Mtg Assn	09/16/2020	2,000,000.00	2,000,000.00	1,855,560.00	0.400	0.394	0.400	09/16/2024	624
3136G4XV0	20148	Federal National Mtg Assn	06/30/2020	1,190,000.00	1,190,000.00	1,082,197.90	0.730	0.720	0.730	06/30/2025	911
3136G4YP2	20149	Federal National Mtg Assn	07/09/2020	2,000,000.00	2,000,000.00	1,816,920.00	0.720	0.710	0.720	07/09/2025	920
3136G4YU1	20150	Federal National Mtg Assn	07/15/2020	2,000,000.00	2,000,000.00	1,816,540.00	0.730	0.720	0.730	07/15/2025	926
3130ALVZ4	20197	Federal Home Loan Bank	04/14/2021	2,000,000.00	2,000,000.00	1,790,440.00	1.040	1.025	1.040	04/14/2026	1,199
3130AM4L3	20200	Federal Home Loan Bank	04/29/2021	3,000,000.00	3,000,000.00	2,728,050.00	1.250	1.084	1.100	04/29/2026	1,214
3130AMYQ9	20211	Federal Home Loan Bank	06/30/2021	2,000,000.00	2,000,000.00	1,797,880.00	1.050	0.950	0.963	06/30/2026	1,276
3130ANPN4	20213	Federal Home Loan Bank	08/25/2021	3,000,000.00	3,000,000.00	2,652,900.00	1.000	0.986	1.000	08/25/2026	1,332
3130AP6M2	20218	Federal Home Loan Bank	09/30/2021	3,000,000.00	3,000,000.00	2,647,230.00	1.020	1.006	1.020	09/30/2026	1,368
			Subtotal and Average	**26,190,000.00**	**26,190,000.00**	**23,796,637.90**		**0.760**	**0.771**		**991**
Municipal Bonds											
3130ATT31	20242	Federal Home Loan Bank	10/31/2022	1,999,452.02	2,000,000.00	1,997,680.00	4.500	4.455	4.517	10/03/2024	641
			Subtotal and Average	**1,999,452.02**	**2,000,000.00**	**1,997,680.00**		**4.456**	**4.518**		**641**
			Total Investments and	**33,163,963.04**	**33,190,000.00**	**30,364,087.90**		**0.955**	**0.968**		**945**
Dealer: Piper Sandler & Co											
Federal Agency Callables											
3130ARWG2	20236	Federal Home Loan Bank	05/25/2022	3,000,000.00	3,000,000.00	2,967,960.00	2.125	2.095	2.125	05/25/2023	144
3130ATCB1	20241	Federal Home Loan Bank	09/28/2022	2,000,000.00	2,000,000.00	1,998,420.00	3.625	3.580	3.630	06/28/2023	178

CUSIP	Investment #	Issuer	Purchase Date	Book Value	Par Value	Market Value	Current Rate	YTM 360	YTM 365	Maturity Date	Days To Maturity
Dealer: Piper Sandler & Co											
Federal Agency Callables											
3130ASHG7	20240	Federal Home Loan Bank	06/29/2022	2,300,000.00	2,300,000.00	2,270,031.00	3.300	3.257	3.302	09/29/2023	271
3130ASAN9	20237	Federal Home Loan Bank	06/13/2022	3,000,000.00	3,000,000.00	2,927,430.00	2.500	2.465	2.500	12/13/2023	346
3130APA39	20222	Federal Home Loan Bank	10/21/2021	3,000,000.00	3,000,000.00	2,750,940.00	0.660	0.650	0.660	04/21/2025	841
3136G4E82	20153	Federal National Mtg Assn	08/14/2020	2,000,000.00	2,000,000.00	1,808,020.00	0.650	0.641	0.650	08/14/2025	956
3136G4X24	20160	Federal National Mtg Assn	08/31/2020	2,000,000.00	2,000,000.00	1,803,260.00	0.600	0.595	0.603	08/29/2025	971
3130AMQK1	20206	Federal Home Loan Bank	06/16/2021	3,000,000.00	3,000,000.00	2,699,730.00	1.050	0.925	0.937	06/16/2026	1,262
3130APAY1	20223	Federal Home Loan Bank	10/21/2021	3,000,000.00	3,000,000.00	2,650,770.00	1.100	1.084	1.100	10/21/2026	1,389
			Subtotal and Average	**23,300,000.00**	**23,300,000.00**	**21,876,561.00**		**1.665**	**1.688**		**720**
Municipal Bonds											
939307KU7	20168	WA Mult & Yamhill Cnty OR Sch	10/28/2020	1,000,000.00	1,000,000.00	983,600.00	0.430	0.424	0.430	06/15/2023	165
56781RKA4	20192	Marin Calif Cmnty College Dist	02/25/2021	1,000,000.00	1,000,000.00	976,310.00	0.197	0.194	0.197	08/01/2023	212
962468ET7	20187	Whatcom Co PUD	02/10/2021	418,667.73	405,000.00	408,734.10	4.000	0.296	0.300	12/01/2023	334
56781RKB2	20193	Marin Calif Cmnty College Dist	02/25/2021	500,000.00	500,000.00	466,760.00	0.279	0.275	0.279	08/01/2024	578
962468EU4	20188	Whatcom Co PUD	02/10/2021	470,639.02	440,000.00	449,741.60	4.000	0.335	0.340	12/01/2024	700
962468EV2	20189	Whatcom Co PUD	02/10/2021	584,389.76	530,000.00	548,322.10	4.000	0.434	0.440	12/01/2025	1,065
			Subtotal and Average	**3,973,696.51**	**3,875,000.00**	**3,833,467.80**		**0.325**	**0.330**		**442**
			Total Investments and	**27,273,696.51**	**27,175,000.00**	**25,710,028.80**		**1.470**	**1.490**		**679**
Dealer: Stifel Nicolaus & Company											
Federal Agency Coupon Securities											
3134GY2H4	20244	Federal Home Loan Mtg Corp	11/08/2022	3,000,000.00	3,000,000.00	2,999,040.00	5.500	5.424	5.500	11/08/2027	1,772
			Subtotal and Average	**3,000,000.00**	**3,000,000.00**	**2,999,040.00**		**5.425**	**5.500**		**1,772**
Federal Agency Callables											
3130ASDH9	20238	Federal Home Loan Bank	06/28/2022	2,959,943.45	3,000,000.00	2,896,500.00	3.100	3.682	3.733	03/28/2025	817
3130APQ40	20248	Federal Home Loan Bank	11/14/2022	1,459,191.65	1,645,000.00	1,476,190.10	1.500	4.653	4.718	11/23/2026	1,422
			Subtotal and Average	**4,419,135.10**	**4,645,000.00**	**4,372,690.10**		**4.003**	**4.059**		**1,016**
Municipal Bonds											
68587FAU8	20234	OREGON EDU DISTS FULL FAITH &	05/06/2022	1,257,934.33	1,305,000.00	1,229,662.35	0.592	3.057	3.100	06/30/2024	546
592112UB0	20233	MET GOVT NASHVILLE & DAVIDSON	05/02/2022	471,696.22	500,000.00	448,180.00	0.610	2.958	3.000	07/01/2025	912

CUSIP	Investment #	Issuer	Purchase Date	Book Value	Par Value	Market Value	Current Rate	YTM 360	YTM 365	Maturity Date	Days To Maturity
Dealer: Stifel Nicolaus & Company											
Municipal Bonds											
91523NWV4	20232	University of WA	04/29/2022	512,500.68	525,000.00	490,770.00	1.946	2.910	2.950	07/01/2025	912
3130ATK71	20243	Federal Home Loan Bank	10/31/2022	494,864.45	495,000.00	494,608.95	4.750	4.695	4.760	10/27/2025	1,030
			Subtotal and Average	**2,736,995.68**	**2,825,000.00**	**2,663,221.30**		**3.309**	**3.355**		**765**
			Total Investments and	**10,156,130.78**	**10,470,000.00**	**10,034,951.40**		**4.236**	**4.295**		**1,172**
Dealer: Time Value Investments											
Federal Agency Coupon Securities											
3133EMNG3	20182	Federal Farm Credit Bank	02/04/2021	1,000,313.76	1,000,000.00	953,270.00	0.230	0.197	0.200	01/19/2024	383
3130ATKJ5	20246	Federal Home Loan Bank	11/01/2022	1,994,421.82	2,000,000.00	1,988,640.00	4.375	4.556	4.620	03/08/2024	432
3130ATT312	20245	Federal Home Loan Bank	11/01/2022	2,000,045.66	2,000,000.00	1,997,680.00	4.500	4.438	4.500	10/03/2024	641
31422BPG9	20119	Federal Agricultural Mtg Corp	11/15/2019	999,826.32	1,000,000.00	951,540.00	1.790	1.775	1.800	11/01/2024	670
3130A3GE8	20231	Federal Home Loan Bank	04/21/2022	2,003,480.50	2,000,000.00	1,935,940.00	2.750	2.619	2.656	12/13/2024	712
3130A4CH3	20209	Federal Home Loan Bank	06/17/2021	1,411,294.38	1,355,000.00	1,295,407.10	2.375	0.463	0.470	03/14/2025	803
			Subtotal and Average	**9,409,382.44**	**9,355,000.00**	**9,122,477.10**		**2.746**	**2.784**		**611**
Treasury Coupon Securities											
91282CDR9	20235	U.S. Treasury	05/19/2022	1,967,761.22	2,000,000.00	1,922,520.00	0.750	2.377	2.410	12/31/2023	364
			Subtotal and Average	**1,967,761.22**	**2,000,000.00**	**1,922,520.00**		**2.378**	**2.411**		**364**
Federal Agency Callables											
3136G4K51	20159	Federal National Mtg Assn	08/19/2020	1,000,000.00	1,000,000.00	972,410.00	0.310	0.305	0.310	08/17/2023	228
3130ASEN5	20239	Federal Home Loan Bank	06/28/2022	1,993,406.83	2,000,000.00	1,944,360.00	3.020	3.205	3.250	06/28/2024	544
3130AP5F8	20219	Federal Home Loan Bank	09/30/2021	3,000,000.00	3,000,000.00	2,782,110.00	0.500	0.493	0.500	09/30/2024	638
3130ANNZ9	20215	Federal Home Loan Bank	08/26/2021	1,000,000.00	1,000,000.00	916,720.00	0.650	0.641	0.650	02/26/2025	787
3133EMZT2	20204	Federal Farm Credit Bank	05/20/2021	2,002,132.18	2,000,000.00	1,816,160.00	0.680	0.625	0.634	05/19/2025	869
3136G4K77	20176	Federal National Mtg Assn	01/07/2021	2,003,573.92	2,000,000.00	1,797,120.00	0.450	0.376	0.381	08/21/2025	963
31422XM74	20247	Federal Agricultural Mtg Corp	11/01/2022	2,000,000.00	2,000,000.00	1,993,180.00	5.170	5.098	5.169	10/27/2025	1,030
3130APF83	20225	Federal Home Loan Bank	10/28/2021	2,000,000.00	2,000,000.00	1,811,940.00	0.875	0.863	0.875	10/28/2025	1,031
3136G46S7	20169	Federal National Mtg Assn	10/28/2020	2,000,000.00	2,000,000.00	1,792,040.00	0.560	0.552	0.560	10/28/2025	1,031
3136G47A5	20170	Federal National Mtg Assn	10/28/2020	2,000,000.00	2,000,000.00	1,801,620.00	0.530	0.522	0.530	10/28/2025	1,031
3134GXDM3	20171	Federal Home Loan Mtg Corp	12/01/2020	2,000,000.00	2,000,000.00	1,789,980.00	0.620	0.611	0.620	12/01/2025	1,065
3130ALFS8	20196	Federal Home Loan Bank	03/10/2021	2,000,000.00	2,000,000.00	1,787,200.00	0.800	0.789	0.800	03/10/2026	1,164

CUSIP	Investment #	Issuer	Purchase Date	Book Value	Par Value	Market Value	Current Rate	YTM 360	YTM 365	Maturity Date	Days To Maturity
Dealer: Time Value Investments											
Federal Agency Callables											
3133EM2V3	20214	Federal Farm Credit Bank	08/19/2021	1,999,998.55	2,000,000.00	1,767,060.00	0.910	0.897	0.910	08/17/2026	1,324
			Subtotal and Average	**24,999,111.48**	**25,000,000.00**	**22,971,900.00**		**1.180**	**1.196**		**921**
Municipal Bonds											
812643UA0	20130	Seattle WA Light & PWR Revenue	03/24/2020	2,004,922.69	2,000,000.00	2,002,840.00	5.000	1.765	1.790	02/01/2023	31
494791RT5	20172	King Cnty WA Pub Hosp	12/01/2020	1,602,866.79	1,555,000.00	1,422,980.50	1.601	0.522	0.530	12/01/2025	1,065
			Subtotal and Average	**3,607,789.48**	**3,555,000.00**	**3,425,820.50**		**1.213**	**1.230**		**490**
			Total Investments and	**39,984,044.62**	**39,910,000.00**	**37,442,717.60**		**1.610**	**1.633**		**782**
Dealer: Unspecified Dealer											
State Pool (LGIP)											
10150	20075	State Treasurer	01/01/2019	15,274,367.06	15,274,367.06	15,274,367.06	4.091	4.034	4.091		1
			Subtotal and Average	**15,274,367.06**	**15,274,367.06**	**15,274,367.06**		**4.035**	**4.091**		**1**
Money Market Accounts											
SYS20092	20092	Umpqua Bank	04/10/2019	0.00	0.00	0.00	0.250	0.246	0.250		1
			Subtotal and Average	**0.00**	**0.00**	**0.00**		**0.000**	**0.000**		**0**
			Total Investments and	**15,274,367.06**	**15,274,367.06**	**15,274,367.06**		**4.035**	**4.091**		**1**
Dealer: Vining Sparks											
Federal Agency Coupon Securities											
3133EKA63	20105	Federal Farm Credit Bank	08/16/2019	1,998,696.43	2,000,000.00	1,909,400.00	1.600	1.619	1.641	08/16/2024	593
31422BMD9	20116	Federal Agricultural Mtg Corp	11/12/2019	1,273,013.27	1,275,000.00	1,214,463.00	1.740	1.808	1.834	09/26/2024	634
31422B4E7	20173	Federal Agricultural Mtg Corp	12/17/2020	2,000,000.00	2,000,000.00	1,807,480.00	0.500	0.493	0.500	10/01/2025	1,004
31422B6K1	20178	Federal Agricultural Mtg Corp	01/15/2021	1,998,784.44	2,000,000.00	1,791,320.00	0.480	0.493	0.500	01/15/2026	1,110
			Subtotal and Average	**7,270,494.14**	**7,275,000.00**	**6,722,663.00**		**1.033**	**1.048**		**855**
Treasury Coupon Securities											

Dealer: Vining Sparks

CUSIP	Investment #	Issuer	Purchase Date	Book Value	Par Value	Market Value	Current Rate	YTM 360	YTM 365	Maturity Date	Days To Maturity
Treasury Coupon Securities											
912828WJ5	20226	U.S. Treasury	04/06/2022	1,999,171.43	2,000,000.00	1,941,260.00	2.500	2.495	2.530	05/15/2024	500
912828ZF0	20224	U.S. Treasury	10/26/2021	2,978,583.07	3,000,000.00	2,755,320.00	0.500	0.811	0.823	03/31/2025	820
912828YG9	20221	U.S. Treasury	09/30/2021	3,071,233.39	3,000,000.00	2,744,760.00	1.625	0.960	0.974	09/30/2026	1,368
912828ZN3	20195	U.S. Treasury	02/22/2021	2,961,815.50	3,000,000.00	2,583,180.00	0.500	0.791	0.802	04/30/2027	1,580
			Subtotal and Average	**11,010,803.39**	**11,000,000.00**	**10,024,520.00**		**1.154**	**1.170**		**1,119**
Federal Agency Callables											
3130ARFB2	20228	Federal Home Loan Bank	04/08/2022	1,986,741.10	2,000,000.00	1,935,600.00	1.550	2.566	2.601	03/28/2024	452
3134GXQE7	20227	Federal Home Loan Mtg Corp	04/08/2022	1,992,183.30	2,000,000.00	1,920,980.00	2.500	2.692	2.730	10/08/2024	646
3130AP3M5	20217	Federal Home Loan Bank	09/28/2021	2,000,000.00	2,000,000.00	1,825,300.00	0.550	0.542	0.550	03/28/2025	817
3133ELX33	20152	Federal Farm Credit Bank	07/23/2020	1,999,488.05	2,000,000.00	1,807,340.00	0.690	0.690	0.700	07/22/2025	933
3136G4J53	20154	Federal National Mtg Assn	08/18/2020	2,000,000.00	2,000,000.00	1,803,200.00	0.600	0.591	0.600	08/18/2025	960
3136G4V59	20157	Federal National Mtg Assn	08/27/2020	2,000,000.00	2,000,000.00	1,804,740.00	0.625	0.616	0.625	08/27/2025	969
3136G4R62	20158	Federal National Mtg Assn	08/28/2020	2,000,000.00	2,000,000.00	1,804,580.00	0.625	0.616	0.625	08/28/2025	970
3134GWC53	20161	Federal Home Loan Mtg Corp	09/15/2020	2,000,000.00	2,000,000.00	1,805,380.00	0.650	0.641	0.650	09/15/2025	988
3136G45C3	20167	Federal National Mtg Assn	10/27/2020	2,000,000.00	2,000,000.00	1,791,140.00	0.540	0.532	0.540	10/27/2025	1,030
3134GXFV1	20174	Federal Home Loan Mtg Corp	12/17/2020	1,999,407.78	2,000,000.00	1,780,760.00	0.625	0.626	0.635	12/17/2025	1,081
3130AKMC7	20177	Federal Home Loan Bank	01/26/2021	3,000,000.00	3,000,000.00	2,657,550.00	0.500	0.493	0.500	01/26/2026	1,121
3130AKQU3	20180	Federal Home Loan Bank	01/28/2021	3,000,000.00	3,000,000.00	2,687,370.00	0.560	0.552	0.560	01/28/2026	1,123
3130AKRJ7	20181	Federal Home Loan Bank	01/28/2021	2,000,000.00	2,000,000.00	1,802,380.00	0.750	0.649	0.658	01/28/2026	1,123
3130AKYR1	20183	Federal Home Loan Bank	02/25/2021	2,000,000.00	2,000,000.00	1,769,340.00	0.550	0.542	0.550	02/25/2026	1,151
3130AKY42	20184	Federal Home Loan Bank	02/25/2021	2,000,000.00	2,000,000.00	1,768,200.00	0.530	0.522	0.530	02/25/2026	1,151
3130ALCW2	20194	Federal Home Loan Bank	02/25/2021	2,000,000.00	2,000,000.00	1,773,680.00	0.625	0.616	0.625	02/25/2026	1,151
3130ALWV2	20198	Federal Home Loan Bank	04/21/2021	2,000,000.00	2,000,000.00	1,803,740.00	0.550	1.011	1.025	04/21/2026	1,206
3133EMZS4	20202	Federal Farm Credit Bank	05/18/2021	3,000,000.00	3,000,000.00	2,669,970.00	0.900	0.887	0.900	05/18/2026	1,233
31422XGL0	20203	Federal Agricultural Mtg Corp	05/27/2021	2,000,000.00	2,000,000.00	1,779,800.00	0.920	0.907	0.920	05/27/2026	1,242
3130AMWZ1	20210	Federal Home Loan Bank	06/30/2021	3,800,000.00	3,800,000.00	3,381,924.00	1.050	1.035	1.050	06/30/2026	1,276
3130ANL57	20212	Federal Home Loan Bank	08/25/2021	3,000,000.00	3,000,000.00	2,633,880.00	0.875	0.863	0.875	08/25/2026	1,332
3130ANZP8	20220	Federal Home Loan Bank	09/29/2021	3,000,000.00	3,000,000.00	2,661,870.00	0.700	1.096	1.111	09/29/2026	1,367
			Subtotal and Average	**50,777,820.23**	**50,800,000.00**	**45,668,724.00**		**0.872**	**0.884**		**1,085**
IBRD-Supra National											
459058JL8	20179	Internation Bank Recon & Devel	01/08/2021	2,000,556.12	2,000,000.00	1,796,760.00	0.500	0.483	0.490	10/28/2025	1,031
			Subtotal and Average	**2,000,556.12**	**2,000,000.00**	**1,796,760.00**		**0.483**	**0.490**		**1,031**

CUSIP	Investment #	Issuer	Purchase Date	Book Value	Par Value	Market Value	Current Rate	YTM 360	YTM 365	Maturity Date	Days To Maturity
Dealer: Vining Sparks											
Municipal Bonds											
899559PW2	20230	Tulsa Cnty Sch Dist	04/19/2022	2,005,903.23	2,000,000.00	1,990,240.00	2.900	1.973	2.000	05/01/2023	120
904139CS9	20229	UMATILLA COUNTY SCHOOL DISTRIC	04/12/2022	249,749.93	250,000.00	247,150.00	1.978	2.170	2.200	06/15/2023	165
686053BR9	20133	Oregon School Boards Assn	03/27/2020	1,017,994.61	1,000,000.00	1,003,380.00	5.490	1.726	1.750	06/30/2023	180
727177VW4	20139	Plano Tex	04/29/2020	307,426.42	300,000.00	304,155.00	5.000	1.183	1.200	09/01/2023	243
605581LJ4	20128	State of Mississippi	03/20/2020	1,440,108.12	1,420,000.00	1,404,692.40	3.408	1.627	1.650	11/01/2023	304
387874YF1	20123	Grant County WA PUD #2	01/29/2020	1,000,573.65	1,000,000.00	973,950.00	1.913	1.828	1.853	01/01/2024	365
4423315T7	20107	City of Houston TX	09/10/2019	2,002,278.58	2,000,000.00	1,936,380.00	1.950	1.822	1.847	03/01/2024	425
64966MWK1	20136	City of New York NY	04/17/2020	472,816.20	465,000.00	457,857.60	3.250	2.395	2.428	03/01/2024	425
032879UR7	20151	Anchor Bay Mich Sch Dist	07/16/2020	1,445,671.38	1,440,000.00	1,361,520.00	1.000	0.731	0.741	05/01/2024	486
29270CX67	20137	Energy NW Wash Elec Rev	04/27/2020	670,195.13	635,000.00	655,681.95	5.000	-1.028	-1.042	07/01/2024	547
9523472E1	20141	West Contra Costa Cali Uni Sch	05/12/2020	1,005,527.39	1,000,000.00	955,020.00	1.761	1.483	1.504	08/01/2024	578
14739HEC1	20175	Cascade Wtr Alliance WA Wtr S	12/23/2020	914,295.39	890,000.00	854,480.10	2.000	0.378	0.383	09/01/2024	609
943080SR3	20132	City of Waukesha WI	03/27/2020	264,108.11	260,000.00	252,850.00	3.000	2.021	2.050	10/01/2024	639
494791RS7	20142	King Cnty WA Pub Hosp	05/21/2020	905,710.91	900,000.00	844,956.00	1.521	1.242	1.259	12/01/2024	700
387874YG9	20122	Grant County WA PUD #2	01/29/2020	1,001,105.19	1,000,000.00	948,830.00	1.963	1.878	1.904	01/01/2025	731
220113DB7	20144	Corpus Christi TEX	06/18/2020	332,595.20	315,000.00	307,556.55	3.646	1.055	1.070	03/01/2025	790
882722VM0	20140	Texas St	05/04/2020	312,748.83	295,000.00	293,153.30	4.123	1.331	1.350	04/01/2025	821
464632UG1	20166	Isle Wight Cnty VA	10/27/2020	2,190,349.00	2,120,000.00	1,986,842.80	2.000	0.641	0.650	07/01/2025	912
			Subtotal and Average	**17,539,157.27**	**17,290,000.00**	**16,778,695.70**		**1.340**	**1.358**		**493**
Agency Floater											
31422BT75	20165	Federal Agricultural Mtg Corp	10/01/2020	2,000,000.00	2,000,000.00	2,007,980.00	4.550	2.956	2.998	10/01/2025	1,004
			Subtotal and Average	**2,000,000.00**	**2,000,000.00**	**2,007,980.00**		**2.957**	**2.998**		**1,004**
			Total Investments and	**90,598,831.15**	**90,365,000.00**	**82,999,342.70**		**1.047**	**1.062**		**953**

Island County Treasurer Investment Pool Performance YTD 2022
As of December 31, 2022
Presented January 24, 2023

	Qtr 4 - 2022	YTD
Accrued Investment Interest for Pool Qtr 4-2022	$ 1,081,142	$ 2,855,294
Less: Amortization of Premium (Net of Discount) Qtr 4-2022	(50,077)	(269,539)
Less: Realized Gain/Loss	-	-
Equals: Net Accrued Interest for Pool Qtr 4-2022	1,031,065	2,585,755
.		
Accrued Investment Service Fees Earned Qtr 4-2022	24,573	90,821
(calculated @ 4 basis points of average invested balance each month)	.	
Net Investment Earnings (Calculated)	$ 1,006,492	$ 2,494,934
Less: Non-Participant Service Fees (Umpqua Bank)	-	-
Investment Earnings Paid to Participants Qtr 4-2022 - Actual [1]	$ 1,009,036	$ 2,494,934
Investment Pool Revenue Qtr 4 - 2022	$ 24,573	$ 90,821

.

Amounts Paid to Participants:

Description	Oct-22	Nov-22	Dec-22
Gross Earnings Rate (During Period)	1.53%	1.92%	1.62%
Net Earnings Rate (During Period)	1.48%	1.86%	1.56%
Investment Rate (Forward Looking)	1.74%	1.77%	1.57%

Net Asset Value of Portfolio:

Description	Oct-22	Nov-22	Dec-22
Net Assets Held in Trust for Pool Participants	$ 259,739,253	$ 230,807,087	$ 201,894,626
Consisting of:			
Participant units outstanding ($1.00 par)	$ 276,067,760	$ 245,434,790	$ 216,520,469
Undistributed and unrealized gains/(losses) - Adj to FV	(16,328,507)	(14,627,703)	(14,625,843)
	$ 259,739,253	$ 230,807,087	$ 201,894,626
Net Asset Value Per Share of the Pool	0.9409	0.9404	0.9325

Note 1: Net Amortization of Premium/Discount of $2,332 and a Realized Gain/Loss of $212 were not distributed to participants in 3rd Qtr, as information was not available. It was later distributed to participants in the 4th Qtr

ISLAND CO TREASURER'S INVESTM
Portfolio Management
Portfolio Summary
October 31, 2022

Investments	Par Value	Market Value	Book Value	% of Portfolio	Term	Days to Maturity	YTM
Federal Agency Coupon Securities	17,630,000.00	16,288,205.90	17,662,442.21	6.40	1,510	851	1.046
Treasury Coupon Securities	13,000,000.00	11,832,490.00	12,973,169.79	4.70	1,443	1,066	1.357
Federal Agency Callables	126,290,000.00	113,992,331.40	126,220,952.40	45.74	1,539	1,022	1.070
IBRD-Supra National	2,000,000.00	1,774,060.00	2,000,588.93	0.73	1,754	1,092	0.490
Municipal Bonds	30,765,000.00	29,756,373.40	31,123,414.17	11.28	1,253	569	1.620
State Pool (LGIP)	83,955,930.70	83,955,930.70	83,955,930.70	30.43	1	1	3.064
Agency Floater	2,000,000.00	2,008,600.00	2,000,000.00	0.72	1,826	1,065	0.008
Investments	**275,640,930.70**	**259,607,991.40**	**275,936,498.20**	**100.00%**	**1,036**	**652**	**1.739**
Cash and Accrued Interest							
Accrued Interest at Purchase		6,902.86	6,902.86				
Subtotal		6,902.86	6,902.86				
Total Cash and Investments	**275,640,930.70**	**259,614,894.26**	**275,943,401.06**		**1,036**	**652**	**1.739**

Total Earnings	October 31 Month Ending	Fiscal Year To Date
Current Year	311,833.35	1,866,523.78
Average Daily Balance	**239,773,762.23**	
Effective Rate of Return	**1.53%**	

Wanda Grone, County Treasurer

Reporting period 10/01/2022-10/31/2022

Run Date: 11/07/2022 - 10:41

ISLAND CO TREASURER'S INVESTM
Portfolio Management
Portfolio Summary
November 30, 2022

Investments	Par Value	Market Value	Book Value	% of Portfolio	Term	Days to Maturity	YTM
Federal Agency Coupon Securities	24,630,000.00	23,409,869.00	24,655,258.91	10.05	1,401	899	2.158
Treasury Coupon Securities	13,000,000.00	11,962,410.00	12,975,822.98	5.29	1,443	1,036	1.358
Federal Agency Callables	129,935,000.00	118,695,539.95	129,679,129.50	52.88	1,532	998	1.174
IBRD-Supra National	2,000,000.00	1,799,640.00	2,000,572.52	0.82	1,754	1,062	0.490
Municipal Bonds	30,515,000.00	29,657,305.65	30,849,638.57	12.58	1,254	535	1.595
State Pool (LGIP)	43,087,192.19	43,087,192.19	43,087,192.19	17.57	1	1	3.728
Agency Floater	2,000,000.00	2,008,260.00	2,000,000.00	0.82	1,826	1,035	0.008
Investments	**245,167,192.19**	**230,620,216.79**	**245,247,614.67**	**100.00%**	**1,214**	**757**	**1.769**
Cash and Accrued Interest							
Accrued Interest at Purchase		27,196.00	27,196.00				
Subtotal		27,196.00	27,196.00				
Total Cash and Investments	**245,167,192.19**	**230,647,412.79**	**245,274,810.67**		**1,214**	**757**	**1.769**

Total Earnings	November 30 Month Ending	Fiscal Year To Date
Current Year	414,385.40	2,280,909.18
Average Daily Balance	**261,925,662.31**	
Effective Rate of Return	**1.92%**	

Wanda Grone, County Treasurer

Reporting period 11/01/2022-11/30/2022

Run Date: 12/04/2022 - 10:35

ISLAND CO TREASURER'S INVESTM
Portfolio Management
Portfolio Summary
December 31, 2022

Investments	Par Value	Market Value	Book Value	% of Portfolio	Term	Days to Maturity	YTM
Federal Agency Coupon Securities	24,630,000.00	23,413,950.10	24,654,387.60	11.39	1,401	868	2.158
Treasury Coupon Securities	13,000,000.00	11,947,040.00	12,978,564.61	6.00	1,443	1,005	1.358
Federal Agency Callables	129,935,000.00	118,686,513.00	129,686,066.81	59.91	1,532	967	1.174
IBRD-Supra National	2,000,000.00	1,796,760.00	2,000,556.12	0.92	1,754	1,031	0.490
Municipal Bonds	29,545,000.00	28,698,885.30	29,857,090.96	13.79	1,267	521	1.600
State Pool (LGIP)	15,274,367.06	15,274,367.06	15,274,367.06	7.06	1	1	4.091
Agency Floater	2,000,000.00	2,007,980.00	2,000,000.00	0.92	1,826	1,004	2.957
Investments	**216,384,367.06**	**201,825,495.46**	**216,451,033.16**	**100.00%**	**1,372**	**829**	**1.572**
Cash and Accrued Interest							
Accrued Interest at Purchase		27,196.00	27,196.00				
Subtotal		27,196.00	27,196.00				
Total Cash and Investments	**216,384,367.06**	**201,852,691.46**	**216,478,229.16**		**1,372**	**829**	**1.572**

Total Earnings	December 31 Month Ending	Fiscal Year To Date	Fiscal Year Ending
Current Year	303,720.88	2,585,755.06	2,585,755.06
Average Daily Balance	**221,038,068.98**		
Effective Rate of Return	**1.62%**		

Wanda Grone, County Treasurer

Reporting period 12/01/2022-12/31/2022

Run Date: 01/06/2023 - 16:05

ISLAND CO TREASURER'S INVESTM
Portfolio Summary Statistics
Sorted by Fund
December 31, 2022

Investment Type	Par Value	Book Value	Market Value	% of the Portfolio	Market Price	WAM	WAC	YTM	YTW	Accrued Interest	Unrealized G/L
Agency Floater	2,000,000.00	2,000,000.00	2,007,980.00	0.92	100.399	1,004	0	2.957	2.957	19,726.67	7,980.00
Federal Agency Callables	129,935,000.00	129,686,066.81	118,686,513.00	59.91	91.343	967	89	1.174	1.156	232,008.90	-10,999,553.81
Federal Agency Coupon	24,630,000.00	24,654,387.60	23,413,950.10	11.39	95.068	868	311	2.158	2.158	101,176.86	-1,240,437.50
IBRD-Supra National	2,000,000.00	2,000,556.12	1,796,760.00	0.92	89.838	1,031	0	0.490	0.490	1,750.00	-203,796.12
Money Market Accounts	0.00	0.00	0.00	0.00	0.000	0	0			0.00	0.00
Municipal Bonds	29,545,000.00	29,857,090.96	28,698,885.30	13.79	97.163	521	299	1.600	1.600	198,718.93	-1,158,205.66
State Pool (LGIP)	15,274,367.06	15,274,367.06	15,274,367.06	7.06	100.000	1	0	4.091	4.091	69,435.42	0.00
Treasury Coupon Securities	13,000,000.00	12,978,564.61	11,947,040.00	6.00	91.904	1,005	0	1.358	1.358	27,130.32	-1,031,524.61
Report Totals:	216,384,367.06	216,451,033.16	201,825,495.46	100 %	93.284	829	153	1.572	1.561	649,947.10	-14,625,537.70

Treasurer's Monthly Report

Financial Data as of December 31, 2022

- Investment Rates and Balances as of December 31, 2022:

DESCRIPTION	RATE
ICT Investment Pool	1.56%
WA State Treasurer LGIP	4.09%
US Treasury, 3 month	4.41%
US Treasury, 6 month	4.73%
US Treasury, 1 year	4.69%
US Treasury, 2 year	4.43%
US Treasury, 3 year	4.24%
US Treasury, 4 year	4.11%
US Treasury, 5 year	4.02%

County (Residual) Investment in ICTIP	57%	$123,766,374
Junior Taxing Districts' Investment in ICTIP	43%	$ 92,617,993
Island County Treasurer's Investment Pool		$216,384,367
Junior Taxing Districts' Non-Pool Investments		$ 0
Total Investments Managed by the Treasurer		$216,384,367

- Cash Held for Daily Needs in Depositaries:

Key Bank	$ 8,093,253
Whidbey Island Bank	$ 2,708,766
Total Cash Balances	$ 10,802,019

- 7% of our investment pool is currently liquid and 18% is < 1-year maturity (assuming no calls). Liquidity of total funds including bank balances is 12%, which is currently below our Investment Policy requirement of 20% minimum liquidity. We have 100% participation in our Investment Pool by Island County junior districts.

- Property tax statements were mailed February 22. As of December 31, the 2022 property tax levies for Current Expense, Roads, and Conservation Futures were 98% collected. 2021 YTD collections for November were also 98%.

- Foreclosure Update – 2022 started with 58 properties subject to foreclosure and 22 mobile homes subject to distraint. The 2022 Certificate of Delinquency was filed August 8. The final count was 4 properties were auctioned online on Dec 7th and 8th.

Description (Totals)	Amount
Minimum Bid	25,921
Sales Proceeds	145,372
Surplus	119,451

- The number of REET affidavits processed in December was 252 compared to 227 in November and 402 in December 2021. The County's portion of excise revenue was $156,910 in December, on sales of $50 MM. This REET activity resulted in Island County YTD excise revenue of $1,268,354 less than for the same period in 2021, and $294,211 more than in 2020.

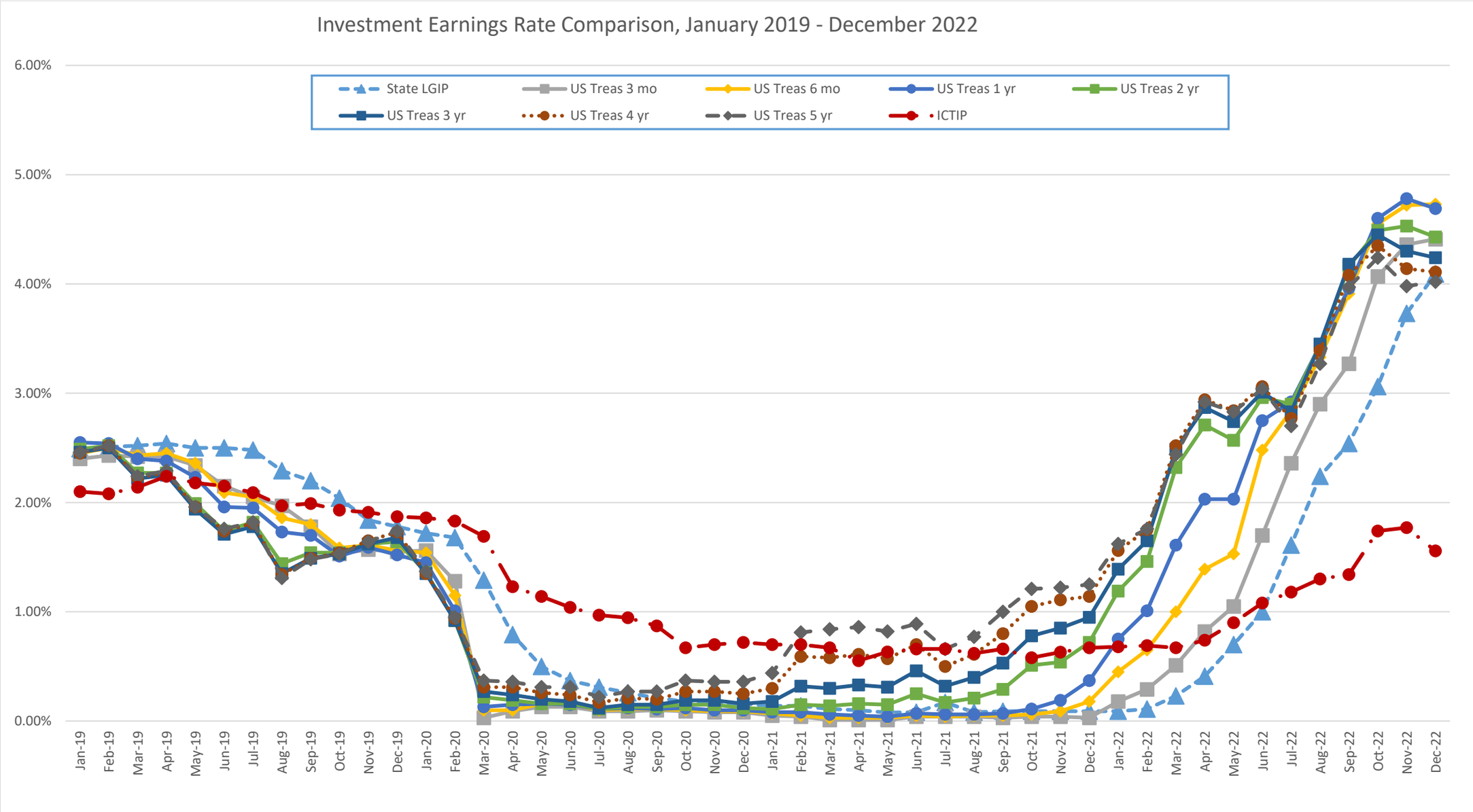
Investment Earnings Rate Comparison, January 2019 - December 2022
State LGIP
US Treas 3 mo
US Treas 6 mo
US Treas 1 yr
US Treas 2 yr
US Treas 3 yr
US Treas 4 yr
US Treas 5 yr
ICTIP
6.00%
5.00%
4.00%
3.00%
2.00%
1.00%
0.00%
Jan-19
Feb-19
Mar-19
Apr-19
May-19
Jun-19
Jul-19
Aug-19
Sep-19
Oct-19
Nov-19
Dec-19
Jan-20
Feb-20
Mar-20
Apr-20
May-20
Jun-20
Jul-20
Aug-20
Sep-20
Oct-20
Nov-20
Dec-20
Jan-21
Feb-21
Mar-21
Apr-21
May-21
Jun-21
Jul-21
Aug-21
Sep-21
Oct-21
Nov-21
Dec-21
Jan-22
Feb-22
Mar-22
Apr-22
May-22
Jun-22
Jul-22
Aug-22
Sep-22
Oct-22
Nov-22
Dec-22