

OFFICIAL RETURNS

SPECIAL ELECTION
February 13, 2024



ISLAND COUNTY
STATE OF WASHINGTON

Special Election – February 13, 2024
Report to the Canvassing Board at Certification

1. The equipment used to tabulate the ballots consists of HART Verity software and Canon Scanners. This system is certified for use in Washington State by the Secretary of State. The programming for this election was done by the Elections Division.
2. A logic and accuracy test was performed. No anomalies were found.
3. All ballots were stored and locked in a secure area, both prior to the election and afterward.
4. All absentee ballots were processed according to statute. Experienced staff verified all signatures.
5. All ballots believed eligible for counting have been counted (7,054).
6. No system problems were encountered.
7. Ballots brought to the attention of the canvassing board included ballots with no signatures, mismatched signatures, late postmarks and invalid ballots.
8. A random batch audit was conducted, in accordance with statute. No anomalies were discovered.
9. Ballot count reconciliations were performed throughout the process to ensure that all ballots received have been accounted for.




Sheilah Crider, Auditor

Date: February 23, 2024

Oath of Authenticity


STATE OF WASHINGTON)
) ss.
COUNTY OF ISLAND)

I solemnly swear that the unofficial returns and supporting documentation of the Special Election held on February 13, 2024, in Island County, State of Washington, are true and correct.


County Auditor

Subscribed and sworn before me this 23rd day of February, 2024.


County Legislative Authority (witness)


County Prosecuting Attorney (witness)


Certification of the Canvassing Board


STATE OF WASHINGTON)
) ss.
COUNTY OF ISLAND)


The undersigned officers designated by law as constituting the Canvassing Board for the County of ISLAND, state of Washington, hereby certify that this is a full, true, and correct copy of the Abstract of Votes including the number of registered eligible voters, cumulative results, precinct results, and report of votes cast at the Special Election, held on February 13, 2024, in Island County, State of Washington.

Witness our hands and official seal this 23rd day of February, 2024.




County Auditor


County Legislative Authority


County Prosecuting Attorney

Cumulative Results Report

Island County, WA

Official Results

February 13, 2024 Special Election
Official

February 13, 2024 Special Election

Registered Voters
7054 of 14395 = 49.00%

2/13/2024

Precincts Reporting
21 of 21 = 100.00%

Run Time 10:07 AM
Run Date 02/23/2024

Page 1

Stanwood-Camano School District 401 - Prop. 1 - Educational Programs and Operations Replacement Levy

| Choice | Party | Absentee Voting | | Early Voting | | Election Day Voting | | Total | |
|------------------------|-------|-----------------|---------|--------------|-------|---------------------|-------|-------|---------|
| Yes | | 4,082 | 57.92% | 0 | 0.00% | 0 | 0.00% | 4,082 | 57.92% |
| No | | 2,966 | 42.08% | 0 | 0.00% | 0 | 0.00% | 2,966 | 42.08% |
| Cast Votes: | | 7,048 | 100.00% | 0 | 0.00% | 0 | 0.00% | 7,048 | 100.00% |
| Undervotes: | | 6 | | 0 | | 0 | | 6 | |
| Overvotes: | | 0 | | 0 | | 0 | | 0 | |
| Uncertified Write-Ins: | | 0 | | 0 | | 0 | | 0 | |

*** End of report ***

RV 2/23/24

MB 2/23/24

CB 2/23/24

Canvass Results Report

February 13, 2024 Special Election
Official

Run Time 10:07 AM

Run Date 02/23/2024

Island County, WA

February 13, 2024 Special Election

2/13/2024

Page 1

Official Results

Registered Voters

7054 of 14395 = 49.00%

Precincts Reporting

21 of 21 = 100.00%

Stanwood-Camano School District 401 - Prop. 1 - Educational Programs and Operations Replacement Levy

| Precinct | Yes | No | Cast Votes | Undervotes | Overvotes | Uncertified Write-Ins | Absentee Voting Ballots Cast | Early Voting Ballots Cast | Election Day Voting Ballots Cast | Total Ballots Cast | Registered Voters | Turnout Percentage |
|----------|-----|-----|------------|------------|-----------|-----------------------|------------------------------|---------------------------|----------------------------------|--------------------|-------------------|--------------------|
| 301 | 188 | 124 | 312 | 0 | 0 | 0 | 312 | 0 | 0 | 312 | 674 | 46.29% |
| 302 | 134 | 116 | 250 | 0 | 0 | 0 | 250 | 0 | 0 | 250 | 555 | 45.05% |
| 303 | 64 | 78 | 142 | 0 | 0 | 0 | 142 | 0 | 0 | 142 | 312 | 45.51% |
| 304 | 141 | 87 | 228 | 0 | 0 | 0 | 228 | 0 | 0 | 228 | 400 | 57.00% |
| 305 | 114 | 91 | 205 | 0 | 0 | 0 | 205 | 0 | 0 | 205 | 441 | 46.49% |
| 306 | 232 | 200 | 432 | 1 | 0 | 0 | 433 | 0 | 0 | 433 | 1,017 | 42.58% |
| 307 | 364 | 287 | 651 | 0 | 0 | 0 | 651 | 0 | 0 | 651 | 1,211 | 53.76% |
| 308 | 225 | 198 | 423 | 0 | 0 | 0 | 423 | 0 | 0 | 423 | 1,068 | 39.61% |
| 309 | 203 | 152 | 355 | 0 | 0 | 0 | 355 | 0 | 0 | 355 | 747 | 47.52% |
| 310 | 208 | 157 | 365 | 0 | 0 | 0 | 365 | 0 | 0 | 365 | 796 | 45.85% |
| 311 | 125 | 76 | 201 | 0 | 0 | 0 | 201 | 0 | 0 | 201 | 397 | 50.63% |
| 312 | 145 | 58 | 203 | 1 | 0 | 0 | 204 | 0 | 0 | 204 | 383 | 53.26% |
| 313 | 279 | 145 | 424 | 0 | 0 | 0 | 424 | 0 | 0 | 424 | 815 | 52.02% |
| 314 | 342 | 237 | 579 | 1 | 0 | 0 | 580 | 0 | 0 | 580 | 1,104 | 52.54% |
| 315 | 408 | 246 | 654 | 1 | 0 | 0 | 655 | 0 | 0 | 655 | 1,187 | 55.18% |
| 316 | 290 | 234 | 524 | 0 | 0 | 0 | 524 | 0 | 0 | 524 | 1,005 | 52.14% |
| 317 | 142 | 106 | 248 | 1 | 0 | 0 | 249 | 0 | 0 | 249 | 519 | 47.98% |
| 318 | 40 | 29 | 69 | 0 | 0 | 0 | 69 | 0 | 0 | 69 | 146 | 47.26% |
| 319 | 143 | 104 | 247 | 0 | 0 | 0 | 247 | 0 | 0 | 247 | 440 | 56.14% |
| 320 | 86 | 62 | 148 | 0 | 0 | 0 | 148 | 0 | 0 | 148 | 279 | 53.05% |

Stanwood-Camano School District 401 - Prop. 1 - Educational Programs and Operations Replacement Levy

| Precinct | Yes | No | Cast Votes | Undervotes | Overvotes | Uncertified Write-Ins | Absentee Voting Ballots Cast | Early Voting Ballots Cast | Election Day Voting Ballots Cast | Total Ballots Cast | Registered Voters | Turnout Percentage |
|----------|-------|-------|------------|------------|-----------|-----------------------|------------------------------|---------------------------|----------------------------------|--------------------|-------------------|--------------------|
| 321 | 209 | 179 | 388 | 1 | 0 | 0 | 389 | 0 | 0 | 389 | 899 | 43.27% |
| Totals | 4,082 | 2,966 | 7,048 | 6 | 0 | 0 | 7,054 | 0 | 0 | 7,054 | 14,395 | 49.00% |

Canvass Results Report

February 13, 2024 Special Election
Official

Run Time 10:07 AM
Run Date 02/23/2024

Island County, WA

February 13, 2024 Special Election

2/13/2024
Page 3

Official Results

Registered Voters
7054 of 14395 = 49.00%

Precincts Reporting
21 of 21 = 100.00%

*** End of report ***

Precinct Results Report

February 13, 2024 Special Election
Official

Run Time 10:07 AM
Run Date 02/23/2024

Island County, WA

February 13, 2024 Special Election

2/13/2024
Page 1

Official Results

Registered Voters
7054 of 14395 = 49.00%

Precincts Reporting
21 of 21 = 100.00%

301 312 of 674 registered voters = 46.29%

Stanwood-Camano School District 401 - Prop. 1 - Educational Programs and Operations Replacement Levy

| Choice | Party | Absentee Voting | | Early Voting | | Election Day Voting | | Total | |
|------------------------|-------|-----------------|---------|--------------|-------|---------------------|-------|-------|---------|
| Yes | | 188 | 60.26% | 0 | 0.00% | 0 | 0.00% | 188 | 60.26% |
| No | | 124 | 39.74% | 0 | 0.00% | 0 | 0.00% | 124 | 39.74% |
| Cast Votes: | | 312 | 100.00% | 0 | 0.00% | 0 | 0.00% | 312 | 100.00% |
| Undervotes: | | 0 | | 0 | | 0 | | 0 | |
| Overvotes: | | 0 | | 0 | | 0 | | 0 | |
| Uncertified Write-Ins: | | 0 | | 0 | | 0 | | 0 | |

Precinct Results Report

February 13, 2024 Special Election
Official

Run Time 10:07 AM
Run Date 02/23/2024

Island County, WA

February 13, 2024 Special Election

2/13/2024
Page 2

Official Results

Registered Voters
7054 of 14395 = 49.00%

Precincts Reporting
21 of 21 = 100.00%

302 250 of 555 registered voters = 45.05%

Stanwood-Camano School District 401 - Prop. 1 - Educational Programs and Operations Replacement Levy

| Choice | Party | Absentee Voting | | Early Voting | | Election Day Voting | | Total | |
|------------------------|-------|-----------------|---------|--------------|-------|---------------------|-------|-------|---------|
| Yes | | 134 | 53.60% | 0 | 0.00% | 0 | 0.00% | 134 | 53.60% |
| No | | 116 | 46.40% | 0 | 0.00% | 0 | 0.00% | 116 | 46.40% |
| Cast Votes: | | 250 | 100.00% | 0 | 0.00% | 0 | 0.00% | 250 | 100.00% |
| Undervotes: | | 0 | | 0 | | 0 | | 0 | |
| Overvotes: | | 0 | | 0 | | 0 | | 0 | |
| Uncertified Write-Ins: | | 0 | | 0 | | 0 | | 0 | |

Precinct Results Report

February 13, 2024 Special Election
Official

Run Time 10:07 AM
Run Date 02/23/2024

Island County, WA

February 13, 2024 Special Election

2/13/2024
Page 3

Official Results

Registered Voters
7054 of 14395 = 49.00%

Precincts Reporting
21 of 21 = 100.00%

303142 of 312 registered voters = 45.51%

Stanwood-Camano School District 401 - Prop. 1 - Educational Programs and Operations Replacement Levy

| Choice | Party | Absentee Voting | | Early Voting | | Election Day Voting | | Total | |
|------------------------|-------|-----------------|---------|--------------|-------|---------------------|-------|-------|---------|
| Yes | | 64 | 45.07% | 0 | 0.00% | 0 | 0.00% | 64 | 45.07% |
| No | | 78 | 54.93% | 0 | 0.00% | 0 | 0.00% | 78 | 54.93% |
| Cast Votes: | | 142 | 100.00% | 0 | 0.00% | 0 | 0.00% | 142 | 100.00% |
| Undervotes: | | 0 | | 0 | | 0 | | 0 | |
| Overvotes: | | 0 | | 0 | | 0 | | 0 | |
| Uncertified Write-Ins: | | 0 | | 0 | | 0 | | 0 | |

Precinct Results Report

February 13, 2024 Special Election
Official

Run Time 10:07 AM
Run Date 02/23/2024

Island County, WA

February 13, 2024 Special Election

2/13/2024
Page 4

Official Results

Registered Voters
7054 of 14395 = 49.00%

Precincts Reporting
21 of 21 = 100.00%

304 228 of 400 registered voters = 57.00%

Stanwood-Camano School District 401 - Prop. 1 - Educational Programs and Operations Replacement Levy

| Choice | Party | Absentee Voting | | Early Voting | | Election Day Voting | | Total | |
|------------------------|-------|-----------------|---------|--------------|-------|---------------------|-------|-------|---------|
| Yes | | 141 | 61.84% | 0 | 0.00% | 0 | 0.00% | 141 | 61.84% |
| No | | 87 | 38.16% | 0 | 0.00% | 0 | 0.00% | 87 | 38.16% |
| Cast Votes: | | 228 | 100.00% | 0 | 0.00% | 0 | 0.00% | 228 | 100.00% |
| Undervotes: | | 0 | | 0 | | 0 | | 0 | |
| Overvotes: | | 0 | | 0 | | 0 | | 0 | |
| Uncertified Write-Ins: | | 0 | | 0 | | 0 | | 0 | |

Precinct Results Report

February 13, 2024 Special Election
Official

Run Time 10:07 AM
Run Date 02/23/2024

Island County, WA

February 13, 2024 Special Election

2/13/2024
Page 5

Official Results

Registered Voters
7054 of 14395 = 49.00%

Precincts Reporting
21 of 21 = 100.00%

305 205 of 441 registered voters = 46.49%

Stanwood-Camano School District 401 - Prop. 1 - Educational Programs and Operations Replacement Levy

| Choice | Party | Absentee Voting | | Early Voting | | Election Day Voting | | Total | |
|------------------------|-------|-----------------|---------|--------------|-------|---------------------|-------|-------|---------|
| Yes | | 114 | 55.61% | 0 | 0.00% | 0 | 0.00% | 114 | 55.61% |
| No | | 91 | 44.39% | 0 | 0.00% | 0 | 0.00% | 91 | 44.39% |
| Cast Votes: | | 205 | 100.00% | 0 | 0.00% | 0 | 0.00% | 205 | 100.00% |
| Undervotes: | | 0 | | 0 | | 0 | | 0 | |
| Overvotes: | | 0 | | 0 | | 0 | | 0 | |
| Uncertified Write-Ins: | | 0 | | 0 | | 0 | | 0 | |

Precinct Results Report

February 13, 2024 Special Election
Official

Run Time 10:07 AM
Run Date 02/23/2024

Island County, WA

February 13, 2024 Special Election

2/13/2024
Page 6

Official Results

Registered Voters
7054 of 14395 = 49.00%

Precincts Reporting
21 of 21 = 100.00%

306 433 of 1,017 registered voters = 42.58%

Stanwood-Camano School District 401 - Prop. 1 - Educational Programs and Operations Replacement Levy

| Choice | Party | Absentee Voting | | Early Voting | | Election Day Voting | | Total | |
|------------------------|-------|-----------------|---------|--------------|-------|---------------------|-------|-------|---------|
| Yes | | 232 | 53.70% | 0 | 0.00% | 0 | 0.00% | 232 | 53.70% |
| No | | 200 | 46.30% | 0 | 0.00% | 0 | 0.00% | 200 | 46.30% |
| Cast Votes: | | 432 | 100.00% | 0 | 0.00% | 0 | 0.00% | 432 | 100.00% |
| Undervotes: | | 1 | | 0 | | 0 | | 1 | |
| Overvotes: | | 0 | | 0 | | 0 | | 0 | |
| Uncertified Write-Ins: | | 0 | | 0 | | 0 | | 0 | |

Precinct Results Report

February 13, 2024 Special Election
Official

Run Time 10:07 AM
Run Date 02/23/2024

Island County, WA

February 13, 2024 Special Election

2/13/2024
Page 7

Official Results

Registered Voters
7054 of 14395 = 49.00%

Precincts Reporting
21 of 21 = 100.00%

307 651 of 1,211 registered voters = 53.76%

Stanwood-Camano School District 401 - Prop. 1 - Educational Programs and Operations Replacement Levy

| Choice | Party | Absentee Voting | | Early Voting | | Election Day Voting | | Total | |
|------------------------|-------|-----------------|---------|--------------|-------|---------------------|-------|-------|---------|
| Yes | | 364 | 55.91% | 0 | 0.00% | 0 | 0.00% | 364 | 55.91% |
| No | | 287 | 44.09% | 0 | 0.00% | 0 | 0.00% | 287 | 44.09% |
| Cast Votes: | | 651 | 100.00% | 0 | 0.00% | 0 | 0.00% | 651 | 100.00% |
| Undervotes: | | 0 | | 0 | | 0 | | 0 | |
| Overvotes: | | 0 | | 0 | | 0 | | 0 | |
| Uncertified Write-Ins: | | 0 | | 0 | | 0 | | 0 | |

Precinct Results Report

February 13, 2024 Special Election
Official

Run Time 10:07 AM
Run Date 02/23/2024

Island County, WA

February 13, 2024 Special Election

2/13/2024
Page 8

Official Results

Registered Voters
7054 of 14395 = 49.00%

Precincts Reporting
21 of 21 = 100.00%

308 423 of 1,068 registered voters = 39.61%

Stanwood-Camano School District 401 - Prop. 1 - Educational Programs and Operations Replacement Levy

| Choice | Party | Absentee Voting | | Early Voting | | Election Day Voting | | Total | |
|------------------------|-------|-----------------|---------|--------------|-------|---------------------|-------|-------|---------|
| Yes | | 225 | 53.19% | 0 | 0.00% | 0 | 0.00% | 225 | 53.19% |
| No | | 198 | 46.81% | 0 | 0.00% | 0 | 0.00% | 198 | 46.81% |
| Cast Votes: | | 423 | 100.00% | 0 | 0.00% | 0 | 0.00% | 423 | 100.00% |
| Undervotes: | | 0 | | 0 | | 0 | | 0 | |
| Overvotes: | | 0 | | 0 | | 0 | | 0 | |
| Uncertified Write-Ins: | | 0 | | 0 | | 0 | | 0 | |

Precinct Results Report

February 13, 2024 Special Election
Official

Run Time 10:07 AM
Run Date 02/23/2024

Island County, WA

February 13, 2024 Special Election

2/13/2024
Page 9

Official Results

Registered Voters
7054 of 14395 = 49.00%

Precincts Reporting
21 of 21 = 100.00%

309 355 of 747 registered voters = 47.52%

Stanwood-Camano School District 401 - Prop. 1 - Educational Programs and Operations Replacement Levy

| Choice | Party | Absentee Voting | | Early Voting | | Election Day Voting | | Total | |
|------------------------|-------|-----------------|---------|--------------|-------|---------------------|-------|-------|---------|
| Yes | | 203 | 57.18% | 0 | 0.00% | 0 | 0.00% | 203 | 57.18% |
| No | | 152 | 42.82% | 0 | 0.00% | 0 | 0.00% | 152 | 42.82% |
| Cast Votes: | | 355 | 100.00% | 0 | 0.00% | 0 | 0.00% | 355 | 100.00% |
| Undervotes: | | 0 | | 0 | | 0 | | 0 | |
| Overvotes: | | 0 | | 0 | | 0 | | 0 | |
| Uncertified Write-Ins: | | 0 | | 0 | | 0 | | 0 | |

Precinct Results Report

February 13, 2024 Special Election
Official

Run Time 10:07 AM
Run Date 02/23/2024

Island County, WA

February 13, 2024 Special Election

2/13/2024
Page 10

Official Results

Registered Voters
7054 of 14395 = 49.00%

Precincts Reporting
21 of 21 = 100.00%

310 365 of 796 registered voters = 45.85%

Stanwood-Camano School District 401 - Prop. 1 - Educational Programs and Operations Replacement Levy

| Choice | Party | Absentee Voting | | Early Voting | | Election Day Voting | | Total | |
|------------------------|-------|-----------------|---------|--------------|-------|---------------------|-------|-------|---------|
| Yes | | 208 | 56.99% | 0 | 0.00% | 0 | 0.00% | 208 | 56.99% |
| No | | 157 | 43.01% | 0 | 0.00% | 0 | 0.00% | 157 | 43.01% |
| Cast Votes: | | 365 | 100.00% | 0 | 0.00% | 0 | 0.00% | 365 | 100.00% |
| Undervotes: | | 0 | | 0 | | 0 | | 0 | |
| Overvotes: | | 0 | | 0 | | 0 | | 0 | |
| Uncertified Write-Ins: | | 0 | | 0 | | 0 | | 0 | |

Precinct Results Report

February 13, 2024 Special Election
Official

Run Time 10:07 AM
Run Date 02/23/2024

Island County, WA

February 13, 2024 Special Election

2/13/2024
Page 11

Official Results

Registered Voters
7054 of 14395 = 49.00%

Precincts Reporting
21 of 21 = 100.00%

311 201 of 397 registered voters = 50.63%

Stanwood-Camano School District 401 - Prop. 1 - Educational Programs and Operations Replacement Levy

| Choice | Party | Absentee Voting | | Early Voting | | Election Day Voting | | Total | |
|------------------------|-------|-----------------|---------|--------------|-------|---------------------|-------|-------|---------|
| Yes | | 125 | 62.19% | 0 | 0.00% | 0 | 0.00% | 125 | 62.19% |
| No | | 76 | 37.81% | 0 | 0.00% | 0 | 0.00% | 76 | 37.81% |
| Cast Votes: | | 201 | 100.00% | 0 | 0.00% | 0 | 0.00% | 201 | 100.00% |
| Undervotes: | | 0 | | 0 | | 0 | | 0 | |
| Overvotes: | | 0 | | 0 | | 0 | | 0 | |
| Uncertified Write-Ins: | | 0 | | 0 | | 0 | | 0 | |

Precinct Results Report

February 13, 2024 Special Election
Official

Run Time 10:07 AM
Run Date 02/23/2024

Island County, WA

February 13, 2024 Special Election

2/13/2024
Page 12

Official Results

Registered Voters
7054 of 14395 = 49.00%

Precincts Reporting
21 of 21 = 100.00%

312 204 of 383 registered voters = 53.26%

Stanwood-Camano School District 401 - Prop. 1 - Educational Programs and Operations Replacement Levy

| Choice | Party | Absentee Voting | | Early Voting | | Election Day Voting | | Total | |
|------------------------|-------|-----------------|---------|--------------|-------|---------------------|-------|-------|---------|
| Yes | | 145 | 71.43% | 0 | 0.00% | 0 | 0.00% | 145 | 71.43% |
| No | | 58 | 28.57% | 0 | 0.00% | 0 | 0.00% | 58 | 28.57% |
| Cast Votes: | | 203 | 100.00% | 0 | 0.00% | 0 | 0.00% | 203 | 100.00% |
| Undervotes: | | 1 | | 0 | | 0 | | 1 | |
| Overvotes: | | 0 | | 0 | | 0 | | 0 | |
| Uncertified Write-Ins: | | 0 | | 0 | | 0 | | 0 | |

Precinct Results Report

February 13, 2024 Special Election
Official

Run Time 10:07 AM
Run Date 02/23/2024

Island County, WA

February 13, 2024 Special Election

2/13/2024
Page 13

Official Results

Registered Voters
7054 of 14395 = 49.00%

Precincts Reporting
21 of 21 = 100.00%

313 424 of 815 registered voters = 52.02%

Stanwood-Camano School District 401 - Prop. 1 - Educational Programs and Operations Replacement Levy

| Choice | Party | Absentee Voting | | Early Voting | | Election Day Voting | | Total | |
|------------------------|-------|-----------------|---------|--------------|-------|---------------------|-------|-------|---------|
| Yes | | 279 | 65.80% | 0 | 0.00% | 0 | 0.00% | 279 | 65.80% |
| No | | 145 | 34.20% | 0 | 0.00% | 0 | 0.00% | 145 | 34.20% |
| Cast Votes: | | 424 | 100.00% | 0 | 0.00% | 0 | 0.00% | 424 | 100.00% |
| Undervotes: | | 0 | | 0 | | 0 | | 0 | |
| Overvotes: | | 0 | | 0 | | 0 | | 0 | |
| Uncertified Write-Ins: | | 0 | | 0 | | 0 | | 0 | |

Precinct Results Report

February 13, 2024 Special Election
Official

Run Time 10:07 AM
Run Date 02/23/2024

Island County, WA

February 13, 2024 Special Election

2/13/2024
Page 14

Official Results

Registered Voters
7054 of 14395 = 49.00%

Precincts Reporting
21 of 21 = 100.00%

314 580 of 1,104 registered voters = 52.54%

Stanwood-Camano School District 401 - Prop. 1 - Educational Programs and Operations Replacement Levy

| Choice | Party | Absentee Voting | | Early Voting | | Election Day Voting | | Total | |
|------------------------|-------|-----------------|---------|--------------|-------|---------------------|-------|-------|---------|
| Yes | | 342 | 59.07% | 0 | 0.00% | 0 | 0.00% | 342 | 59.07% |
| No | | 237 | 40.93% | 0 | 0.00% | 0 | 0.00% | 237 | 40.93% |
| Cast Votes: | | 579 | 100.00% | 0 | 0.00% | 0 | 0.00% | 579 | 100.00% |
| Undervotes: | | 1 | | 0 | | 0 | | 1 | |
| Overvotes: | | 0 | | 0 | | 0 | | 0 | |
| Uncertified Write-Ins: | | 0 | | 0 | | 0 | | 0 | |

Precinct Results Report

February 13, 2024 Special Election
Official

Run Time 10:07 AM
Run Date 02/23/2024

Island County, WA

February 13, 2024 Special Election

2/13/2024
Page 15

Official Results

Registered Voters
7054 of 14395 = 49.00%

Precincts Reporting
21 of 21 = 100.00%

315 655 of 1,187 registered voters = 55.18%

Stanwood-Camano School District 401 - Prop. 1 - Educational Programs and Operations Replacement Levy

| Choice | Party | Absentee Voting | | Early Voting | | Election Day Voting | | Total | |
|------------------------|-------|-----------------|---------|--------------|-------|---------------------|-------|-------|---------|
| Yes | | 408 | 62.39% | 0 | 0.00% | 0 | 0.00% | 408 | 62.39% |
| No | | 246 | 37.61% | 0 | 0.00% | 0 | 0.00% | 246 | 37.61% |
| Cast Votes: | | 654 | 100.00% | 0 | 0.00% | 0 | 0.00% | 654 | 100.00% |
| Undervotes: | | 1 | | 0 | | 0 | | 1 | |
| Overvotes: | | 0 | | 0 | | 0 | | 0 | |
| Uncertified Write-Ins: | | 0 | | 0 | | 0 | | 0 | |

Precinct Results Report

February 13, 2024 Special Election
Official

Run Time 10:07 AM
Run Date 02/23/2024

Island County, WA

February 13, 2024 Special Election

2/13/2024
Page 16

Official Results

Registered Voters
7054 of 14395 = 49.00%

Precincts Reporting
21 of 21 = 100.00%

316 524 of 1,005 registered voters = 52.14%

Stanwood-Camano School District 401 - Prop. 1 - Educational Programs and Operations Replacement Levy

| Choice | Party | Absentee Voting | | Early Voting | | Election Day Voting | | Total | |
|------------------------|-------|-----------------|---------|--------------|-------|---------------------|-------|-------|---------|
| Yes | | 290 | 55.34% | 0 | 0.00% | 0 | 0.00% | 290 | 55.34% |
| No | | 234 | 44.66% | 0 | 0.00% | 0 | 0.00% | 234 | 44.66% |
| Cast Votes: | | 524 | 100.00% | 0 | 0.00% | 0 | 0.00% | 524 | 100.00% |
| Undervotes: | | 0 | | 0 | | 0 | | 0 | |
| Overvotes: | | 0 | | 0 | | 0 | | 0 | |
| Uncertified Write-Ins: | | 0 | | 0 | | 0 | | 0 | |

Precinct Results Report

February 13, 2024 Special Election
Official

Run Time 10:07 AM
Run Date 02/23/2024

Island County, WA

February 13, 2024 Special Election

2/13/2024
Page 17

Official Results

Registered Voters
7054 of 14395 = 49.00%

Precincts Reporting
21 of 21 = 100.00%

317 249 of 519 registered voters = 47.98%

Stanwood-Camano School District 401 - Prop. 1 - Educational Programs and Operations Replacement Levy

| Choice | Party | Absentee Voting | | Early Voting | | Election Day Voting | | Total | |
|------------------------|-------|-----------------|---------|--------------|-------|---------------------|-------|-------|---------|
| Yes | | 142 | 57.26% | 0 | 0.00% | 0 | 0.00% | 142 | 57.26% |
| No | | 106 | 42.74% | 0 | 0.00% | 0 | 0.00% | 106 | 42.74% |
| Cast Votes: | | 248 | 100.00% | 0 | 0.00% | 0 | 0.00% | 248 | 100.00% |
| Undervotes: | | 1 | | 0 | | 0 | | 1 | |
| Overvotes: | | 0 | | 0 | | 0 | | 0 | |
| Uncertified Write-Ins: | | 0 | | 0 | | 0 | | 0 | |

Precinct Results Report

February 13, 2024 Special Election
Official

Run Time 10:07 AM
Run Date 02/23/2024

Island County, WA

February 13, 2024 Special Election

2/13/2024
Page 18

Official Results

Registered Voters
7054 of 14395 = 49.00%

Precincts Reporting
21 of 21 = 100.00%

318 69 of 146 registered voters = 47.26%

Stanwood-Camano School District 401 - Prop. 1 - Educational Programs and Operations Replacement Levy

| Choice | Party | Absentee Voting | | Early Voting | | Election Day Voting | | Total | |
|------------------------|-------|-----------------|---------|--------------|-------|---------------------|-------|-------|---------|
| Yes | | 40 | 57.97% | 0 | 0.00% | 0 | 0.00% | 40 | 57.97% |
| No | | 29 | 42.03% | 0 | 0.00% | 0 | 0.00% | 29 | 42.03% |
| Cast Votes: | | 69 | 100.00% | 0 | 0.00% | 0 | 0.00% | 69 | 100.00% |
| Undervotes: | | 0 | | 0 | | 0 | | 0 | |
| Overvotes: | | 0 | | 0 | | 0 | | 0 | |
| Uncertified Write-Ins: | | 0 | | 0 | | 0 | | 0 | |

Precinct Results Report

February 13, 2024 Special Election
Official

Run Time 10:07 AM
Run Date 02/23/2024

Island County, WA

February 13, 2024 Special Election

2/13/2024
Page 19

Official Results

Registered Voters
7054 of 14395 = 49.00%

Precincts Reporting
21 of 21 = 100.00%

319 247 of 440 registered voters = 56.14%

Stanwood-Camano School District 401 - Prop. 1 - Educational Programs and Operations Replacement Levy

| Choice | Party | Absentee Voting | | Early Voting | | Election Day Voting | | Total | |
|------------------------|-------|-----------------|---------|--------------|-------|---------------------|-------|-------|---------|
| Yes | | 143 | 57.89% | 0 | 0.00% | 0 | 0.00% | 143 | 57.89% |
| No | | 104 | 42.11% | 0 | 0.00% | 0 | 0.00% | 104 | 42.11% |
| Cast Votes: | | 247 | 100.00% | 0 | 0.00% | 0 | 0.00% | 247 | 100.00% |
| Undervotes: | | 0 | | 0 | | 0 | | 0 | |
| Overvotes: | | 0 | | 0 | | 0 | | 0 | |
| Uncertified Write-Ins: | | 0 | | 0 | | 0 | | 0 | |

Precinct Results Report

February 13, 2024 Special Election
Official

Run Time 10:07 AM
Run Date 02/23/2024

Island County, WA

February 13, 2024 Special Election

2/13/2024
Page 20

Official Results

Registered Voters
7054 of 14395 = 49.00%

Precincts Reporting
21 of 21 = 100.00%

320148 of 279 registered voters = 53.05%

Stanwood-Camano School District 401 - Prop. 1 - Educational Programs and Operations Replacement Levy

| Choice | Party | Absentee Voting | | Early Voting | | Election Day Voting | | Total | |
|------------------------|-------|-----------------|---------|--------------|-------|---------------------|-------|-------|---------|
| Yes | | 86 | 58.11% | 0 | 0.00% | 0 | 0.00% | 86 | 58.11% |
| No | | 62 | 41.89% | 0 | 0.00% | 0 | 0.00% | 62 | 41.89% |
| Cast Votes: | | 148 | 100.00% | 0 | 0.00% | 0 | 0.00% | 148 | 100.00% |
| Undervotes: | | 0 | | 0 | | 0 | | 0 | |
| Overvotes: | | 0 | | 0 | | 0 | | 0 | |
| Uncertified Write-Ins: | | 0 | | 0 | | 0 | | 0 | |

Precinct Results Report

February 13, 2024 Special Election
Official

Run Time 10:07 AM
Run Date 02/23/2024

Island County, WA

February 13, 2024 Special Election

2/13/2024
Page 21

Official Results

Registered Voters
7054 of 14395 = 49.00%

Precincts Reporting
21 of 21 = 100.00%

321 389 of 899 registered voters = 43.27%

Stanwood-Camano School District 401 - Prop. 1 - Educational Programs and Operations Replacement Levy

| Choice | Party | Absentee Voting | | Early Voting | | Election Day Voting | | Total | |
|------------------------|-------|-----------------|---------|--------------|-------|---------------------|-------|-------|---------|
| Yes | | 209 | 53.87% | 0 | 0.00% | 0 | 0.00% | 209 | 53.87% |
| No | | 179 | 46.13% | 0 | 0.00% | 0 | 0.00% | 179 | 46.13% |
| Cast Votes: | | 388 | 100.00% | 0 | 0.00% | 0 | 0.00% | 388 | 100.00% |
| Undervotes: | | 1 | | 0 | | 0 | | 1 | |
| Overvotes: | | 0 | | 0 | | 0 | | 0 | |
| Uncertified Write-Ins: | | 0 | | 0 | | 0 | | 0 | |

*** End of report ***