

OFFICIAL RETURNS

SPECIAL ELECTION
April 22, 2025




ISLAND COUNTY
STATE OF WASHINGTON


Oath of Authenticity


STATE OF WASHINGTON)
) ss.
COUNTY OF ISLAND)

I solemnly swear that the official returns and supporting documentation of the Special Election held on April 22, 2025, in Island County, State of Washington, are true and correct.


County Auditor

Subscribed and sworn before me this 2nd day of May, 2025.


County Legislative Authority (witness)


County Prosecuting Attorney (witness)


Certification of the Canvassing Board

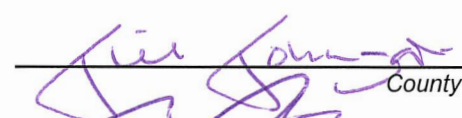
STATE OF WASHINGTON)
) ss.
COUNTY OF ISLAND)


The undersigned officers designated by law as constituting the Canvassing Board for the County of ISLAND, state of Washington, hereby certify that this is a full, true, and correct copy of the Abstract of Votes including the number of registered eligible voters, cumulative results, precinct results, and report of votes cast at the Special Election, held on April 22, 2025, in Island County, State of Washington.

Witness our hands and official seal this 2nd day of May, 2025.




County Auditor


County Legislative Authority


County Prosecuting Attorney

Cumulative Results Report

April 22, 2025 Special Election

Run Time 11:21 AM

Run Date 05/02/2025

Island County, WA**2025 April Special Election Official Ballot**

4/22/2025

Page 1

Official Results**Registered Voters**

23504 of 64039 = 36.70%

Precincts Reporting

90 of 90 = 100.00%

Funding of 9-1-1 Emergency Systems, Operations, and Facilities

Choice	Party	Absentee Voting		Election Day		Total	
Yes		15,317	65.22%	0	0.00%	15,317	65.22%
No		8,169	34.78%	0	0.00%	8,169	34.78%
Cast Votes:		23,486	100.00%	0	0.00%	23,486	100.00%
Undervotes:		17		0		17	
Overvotes:		1		0		1	
Uncertified Write-Ins:		0		0		0	

*** End of report ***

DR
5/2/25
JH
5/2/25
GAD
5/4/25

Canvass Results Report

April 22, 2025 Special Election

Run Time11:22 AM

Run Date05/02/2025

Island County, WA

2025 April Special Election Official Ballot

4/22/2025

Page 1

Official Results

Registered Voters

23504 of 64039 = 36.70%

Precincts Reporting

90 of 90 = 100.00%

Funding of 9-1-1 Emergency Systems, Operations, and Facilities

Precinct	Yes	No	Cast Votes	Undervotes	Overvotes	Uncertified Write-Ins	Absentee Voting Ballots Cast	Election Day Ballots Cast	Total Ballots Cast	Registered Voters	Turnout Percentage
150	207	149	356	1	0	0	357	0	357	944	37.82%
151	236	126	362	1	0	0	363	0	363	1,024	35.45%
152	119	63	182	0	0	0	182	0	182	366	49.73%
153	244	88	332	0	0	0	332	0	332	716	46.37%
154	263	163	426	0	0	0	426	0	426	1,179	36.13%
155	203	111	314	1	0	0	315	0	315	666	47.30%
156	194	102	296	0	0	0	296	0	296	640	46.25%
157	262	177	439	1	0	0	440	0	440	955	46.07%
158	272	77	349	1	0	0	350	0	350	749	46.73%
159	102	64	166	0	0	0	166	0	166	356	46.63%
160	328	175	503	0	0	0	503	0	503	1,034	48.65%
161	229	91	320	0	0	0	320	0	320	695	46.04%
162	292	121	413	0	0	0	413	0	413	985	41.93%
163	220	76	296	0	0	0	296	0	296	640	46.25%
164	239	108	347	0	0	0	347	0	347	807	43.00%
165	155	69	224	0	0	0	224	0	224	508	44.09%
166	429	90	519	0	0	0	519	0	519	1,053	49.29%
167	88	36	124	0	0	0	124	0	124	305	40.66%
168	140	61	201	0	0	0	201	0	201	527	38.14%
169	313	141	454	0	0	0	454	0	454	1,017	44.64%

Canvass Results Report

April 22, 2025 Special Election

Run Time11:22 AM

Run Date05/02/2025

Island County, WA

2025 April Special Election Official Ballot

4/22/2025

Page 2

Official Results

Registered Voters
23504 of 64039 = 36.70%

Precincts Reporting
90 of 90 = 100.00%

Funding of 9-1-1 Emergency Systems, Operations, and Facilities

Precinct	Yes	No	Cast Votes	Undervotes	Overvotes	Uncertified Write-Ins	Absentee Voting Ballots Cast	Election Day Ballots Cast	Total Ballots Cast	Registered Voters	Turnout Percentage
170	256	90	346	0	0	0	346	0	346	709	48.80%
171	212	86	298	0	0	0	298	0	298	672	44.35%
172	204	82	286	0	0	0	286	0	286	636	44.97%
173	297	125	422	0	0	0	422	0	422	934	45.18%
174	186	53	239	0	0	0	239	0	239	618	38.67%
175	232	88	320	0	0	0	320	0	320	758	42.22%
176	244	99	343	0	1	0	344	0	344	901	38.18%
177	366	150	516	0	0	0	516	0	516	1,051	49.10%
178	330	142	472	0	0	0	472	0	472	1,074	43.95%
179	252	87	339	1	0	0	340	0	340	1,013	33.56%
180	87	60	147	1	0	0	148	0	148	464	31.90%
181	195	90	285	1	0	0	286	0	286	841	34.01%
201	298	167	465	0	0	0	465	0	465	1,322	35.17%
202	81	64	145	0	0	0	145	0	145	577	25.13%
203	235	89	324	0	0	0	324	0	324	1,025	31.61%
204	183	115	298	0	0	0	298	0	298	1,197	24.90%
205	130	70	200	0	0	0	200	0	200	828	24.15%
206	125	60	185	0	0	0	185	0	185	967	19.13%
207	169	95	264	0	0	0	264	0	264	956	27.62%
208	88	73	161	0	0	0	161	0	161	717	22.45%

Canvass Results Report

April 22, 2025 Special Election

Run Time 11:22 AM
Run Date 05/02/2025

Island County, WA

2025 April Special Election Official Ballot

4/22/2025

Page 3

Official Results

Registered Voters
23504 of 64039 = 36.70%
Precincts Reporting
90 of 90 = 100.00%

Funding of 9-1-1 Emergency Systems, Operations, and Facilities

Precinct	Yes	No	Cast Votes	Undervotes	Overvotes	Uncertified Write-Ins	Absentee Voting Ballots Cast	Election Day Ballots Cast	Total Ballots Cast	Registered Voters	Turnout Percentage
209	40	9	49	0	0	0	49	0	49	848	5.78%
210	67	27	94	0	0	0	94	0	94	416	22.60%
211	134	72	206	0	0	0	206	0	206	787	26.18%
212	72	27	99	1	0	0	100	0	100	369	27.10%
213	52	33	85	0	0	0	85	0	85	536	15.86%
214	132	66	198	0	0	0	198	0	198	474	41.77%
215	108	44	152	0	0	0	152	0	152	589	25.81%
216	124	44	168	0	0	0	168	0	168	599	28.05%
217	120	45	165	0	0	0	165	0	165	634	26.03%
218	21	3	24	0	0	0	24	0	24	425	5.65%
251	142	104	246	0	0	0	246	0	246	613	40.13%
252	166	152	318	0	0	0	318	0	318	859	37.02%
253	241	155	396	0	0	0	396	0	396	866	45.73%
254	200	141	341	0	0	0	341	0	341	974	35.01%
255	46	37	83	0	0	0	83	0	83	315	26.35%
256	49	35	84	0	0	0	84	0	84	243	34.57%
257	40	31	71	0	0	0	71	0	71	196	36.22%
258	17	3	20	0	0	0	20	0	20	61	32.79%
259	6	3	9	0	0	0	9	0	9	80	11.25%
260	3	0	3	0	0	0	3	0	3	16	18.75%

Canvass Results Report

April 22, 2025 Special Election

Run Time11:22 AM

Run Date05/02/2025

Island County, WA

2025 April Special Election Official Ballot

4/22/2025

Official Results

Registered Voters
23504 of 64039 = 36.70%

Precincts Reporting
90 of 90 = 100.00%

Funding of 9-1-1 Emergency Systems, Operations, and Facilities

Precinct	Yes	No	Cast Votes	Undervotes	Overvotes	Uncertified Write-Ins	Absentee Voting Ballots Cast	Election Day Ballots Cast	Total Ballots Cast	Registered Voters	Turnout Percentage
301	154	101	255	1	0	0	256	0	256	692	36.99%
302	121	98	219	0	0	0	219	0	219	554	39.53%
303	60	54	114	0	0	0	114	0	114	334	34.13%
304	125	66	191	0	0	0	191	0	191	407	46.93%
305	89	65	154	0	0	0	154	0	154	448	34.38%
306	248	128	376	0	0	0	376	0	376	1,041	36.12%
307	325	202	527	1	0	0	528	0	528	1,241	42.55%
308	199	139	338	0	0	0	338	0	338	1,088	31.07%
309	197	95	292	0	0	0	292	0	292	783	37.29%
310	188	122	310	0	0	0	310	0	310	832	37.26%
311	117	56	173	0	0	0	173	0	173	420	41.19%
312	106	46	152	0	0	0	152	0	152	381	39.90%
313	236	132	368	0	0	0	368	0	368	809	45.49%
314	310	177	487	1	0	0	488	0	488	1,102	44.28%
315	336	211	547	1	0	0	548	0	548	1,233	44.44%
316	260	156	416	0	0	0	416	0	416	1,036	40.15%
317	115	95	210	0	0	0	210	0	210	521	40.31%
318	31	27	58	0	0	0	58	0	58	143	40.56%
319	145	85	230	1	0	0	231	0	231	457	50.55%
320	72	43	115	0	0	0	115	0	115	276	41.67%

Canvass Results Report

April 22, 2025 Special Election

Run Time 11:22 AM
Run Date 05/02/2025

Island County, WA

2025 April Special Election Official Ballot

4/22/2025

Page 5

Official Results

Registered Voters
23504 of 64039 = 36.70%
Precincts Reporting
90 of 90 = 100.00%

Funding of 9-1-1 Emergency Systems, Operations, and Facilities

Precinct	Yes	No	Cast Votes	Undervotes	Overvotes	Uncertified Write-Ins	Absentee Voting Ballots Cast	Election Day Ballots Cast	Total Ballots Cast	Registered Voters	Turnout Percentage
321	232	120	352	0	0	0	352	0	352	956	36.82%
351	118	121	239	0	0	0	239	0	239	717	33.33%
352	175	121	296	1	0	0	297	0	297	844	35.19%
353	4	3	7	0	0	0	7	0	7	341	2.05%
354	167	109	276	0	0	0	276	0	276	794	34.76%
355	144	142	286	0	0	0	286	0	286	780	36.67%
356	167	123	290	0	0	0	290	0	290	771	37.61%
357	102	76	178	0	0	0	178	0	178	798	22.31%
358	162	140	302	0	0	0	302	0	302	984	30.69%
359	127	112	239	2	0	0	241	0	241	930	25.91%
Totals	15,317	8,169	23,486	17	1	0	23,504	0	23,504	64,039	36.70%

Canvass Results Report

April 22, 2025 Special Election

Run Time 11:22 AM
Run Date 05/02/2025

Island County, WA

2025 April Special Election Official Ballot

4/22/2025
Page 6

Official Results

Registered Voters
23504 of 64039 = 36.70%

Precincts Reporting
90 of 90 = 100.00%

*** End of report ***

Precinct Results Report

April 22, 2025 Special Election

Run Time 11:22 AM
Run Date 05/02/2025

Island County, WA

2025 April Special Election Official Ballot

4/22/2025
Page 1

Official Results

Registered Voters
23504 of 64039 = 36.70%

Precincts Reporting
90 of 90 = 100.00%

150 357 of 944 registered voters = 37.82%

Funding of 9-1-1 Emergency Systems, Operations, and Facilities							
Choice	Party	Absentee Voting		Election Day		Total	
Yes		207	58.15%	0	0.00%	207	58.15%
No		149	41.85%	0	0.00%	149	41.85%
Cast Votes:		356	100.00%	0	0.00%	356	100.00%
Undervotes:		1		0		1	
Overvotes:		0		0		0	
Uncertified Write-Ins:		0		0		0	

Precinct Results Report

April 22, 2025 Special Election

Run Time 11:22 AM
Run Date 05/02/2025

Island County, WA

2025 April Special Election Official Ballot

4/22/2025
Page 2

Official Results

Registered Voters
23504 of 64039 = 36.70%

Precincts Reporting
90 of 90 = 100.00%

151 363 of 1,024 registered voters = 35.45%

Funding of 9-1-1 Emergency Systems, Operations, and Facilities

Choice	Party	Absentee Voting		Election Day		Total	
Yes		236	65.19%	0	0.00%	236	65.19%
No		126	34.81%	0	0.00%	126	34.81%
Cast Votes:		362	100.00%	0	0.00%	362	100.00%
Undervotes:		1		0		1	
Overvotes:		0		0		0	
Uncertified Write-Ins:		0		0		0	

Precinct Results Report

April 22, 2025 Special Election

Run Time 11:22 AM
Run Date 05/02/2025

Island County, WA

2025 April Special Election Official Ballot

4/22/2025
Page 3

Official Results

Registered Voters
23504 of 64039 = 36.70%

Precincts Reporting
90 of 90 = 100.00%

152 182 of 366 registered voters = 49.73%

Funding of 9-1-1 Emergency Systems, Operations, and Facilities							
Choice	Party	Absentee Voting		Election Day		Total	
Yes		119	65.38%	0	0.00%	119	65.38%
No		63	34.62%	0	0.00%	63	34.62%
Cast Votes:		182	100.00%	0	0.00%	182	100.00%
Undervotes:		0		0		0	
Overvotes:		0		0		0	
Uncertified Write-Ins:		0		0		0	

Precinct Results Report

April 22, 2025 Special Election

Run Time11:22 AM

Run Date05/02/2025

Island County, WA

2025 April Special Election Official Ballot

4/22/2025

Page 4

Official Results

Registered Voters

23504 of 64039 = 36.70%

Precincts Reporting

90 of 90 = 100.00%

153

332 of 716 registered voters = 46.37%

Funding of 9-1-1 Emergency Systems, Operations, and Facilities							
Choice	Party	Absentee Voting		Election Day		Total	
Yes		244	73.49%	0	0.00%	244	73.49%
No		88	26.51%	0	0.00%	88	26.51%
Cast Votes:		332	100.00%	0	0.00%	332	100.00%
Undervotes:		0		0		0	
Overvotes:		0		0		0	
Uncertified Write-Ins:		0		0		0	

Precinct Results Report

April 22, 2025 Special Election

Run Time 11:22 AM
Run Date 05/02/2025

Island County, WA

2025 April Special Election Official Ballot

4/22/2025
Page 5

Official Results

Registered Voters
23504 of 64039 = 36.70%

Precincts Reporting
90 of 90 = 100.00%

154 426 of 1,179 registered voters = 36.13%

Funding of 9-1-1 Emergency Systems, Operations, and Facilities

Choice	Party	Absentee Voting		Election Day		Total	
Yes		263	61.74%	0	0.00%	263	61.74%
No		163	38.26%	0	0.00%	163	38.26%
Cast Votes:		426	100.00%	0	0.00%	426	100.00%
Undervotes:		0		0		0	
Overvotes:		0		0		0	
Uncertified Write-Ins:		0		0		0	

Precinct Results Report

April 22, 2025 Special Election

Run Time 11:22 AM
Run Date 05/02/2025

Island County, WA

2025 April Special Election Official Ballot

4/22/2025
Page 6

Official Results

Registered Voters
23504 of 64039 = 36.70%

Precincts Reporting
90 of 90 = 100.00%

155 315 of 666 registered voters = 47.30%

Funding of 9-1-1 Emergency Systems, Operations, and Facilities							
Choice	Party	Absentee Voting		Election Day		Total	
Yes		203	64.65%	0	0.00%	203	64.65%
No		111	35.35%	0	0.00%	111	35.35%
Cast Votes:		314	100.00%	0	0.00%	314	100.00%
Undervotes:		1		0		1	
Overvotes:		0		0		0	
Uncertified Write-Ins:		0		0		0	

Precinct Results Report

April 22, 2025 Special Election

Run Time 11:22 AM
Run Date 05/02/2025

Island County, WA

2025 April Special Election Official Ballot

4/22/2025
Page 7

Official Results

Registered Voters
23504 of 64039 = 36.70%

Precincts Reporting
90 of 90 = 100.00%

156 296 of 640 registered voters = 46.25%

Funding of 9-1-1 Emergency Systems, Operations, and Facilities							
Choice	Party	Absentee Voting		Election Day		Total	
Yes		194	65.54%	0	0.00%	194	65.54%
No		102	34.46%	0	0.00%	102	34.46%
Cast Votes:		296	100.00%	0	0.00%	296	100.00%
Undervotes:		0		0		0	
Overvotes:		0		0		0	
Uncertified Write-Ins:		0		0		0	

Precinct Results Report

April 22, 2025 Special Election

Run Time 11:22 AM
Run Date 05/02/2025

Island County, WA

2025 April Special Election Official Ballot

4/22/2025
Page 8

Official Results

Registered Voters
23504 of 64039 = 36.70%

Precincts Reporting
90 of 90 = 100.00%

157

440 of 955 registered voters = 46.07%

Funding of 9-1-1 Emergency Systems, Operations, and Facilities							
Choice	Party	Absentee Voting		Election Day		Total	
Yes		262	59.68%	0	0.00%	262	59.68%
No		177	40.32%	0	0.00%	177	40.32%
Cast Votes:		439	100.00%	0	0.00%	439	100.00%
Undervotes:		1		0		1	
Overvotes:		0		0		0	
Uncertified Write-Ins:		0		0		0	

Precinct Results Report

April 22, 2025 Special Election

Run Time 11:22 AM
Run Date 05/02/2025

Island County, WA

2025 April Special Election Official Ballot

4/22/2025
Page 9

Official Results

Registered Voters
23504 of 64039 = 36.70%

Precincts Reporting
90 of 90 = 100.00%

158 350 of 749 registered voters = 46.73%

Funding of 9-1-1 Emergency Systems, Operations, and Facilities							
Choice	Party	Absentee Voting		Election Day		Total	
Yes		272	77.94%	0	0.00%	272	77.94%
No		77	22.06%	0	0.00%	77	22.06%
Cast Votes:		349	100.00%	0	0.00%	349	100.00%
Undervotes:		1		0		1	
Overvotes:		0		0		0	
Uncertified Write-Ins:		0		0		0	

Precinct Results Report

April 22, 2025 Special Election

Run Time 11:22 AM
Run Date 05/02/2025

Island County, WA

2025 April Special Election Official Ballot

4/22/2025
Page 10

Official Results

Registered Voters
23504 of 64039 = 36.70%

Precincts Reporting
90 of 90 = 100.00%

159 166 of 356 registered voters = 46.63%

Funding of 9-1-1 Emergency Systems, Operations, and Facilities

Choice	Party	Absentee Voting		Election Day		Total	
Yes		102	61.45%	0	0.00%	102	61.45%
No		64	38.55%	0	0.00%	64	38.55%
Cast Votes:		166	100.00%	0	0.00%	166	100.00%
Undervotes:		0		0		0	
Overvotes:		0		0		0	
Uncertified Write-Ins:		0		0		0	

Precinct Results Report

April 22, 2025 Special Election

Run Time 11:22 AM
Run Date 05/02/2025

Island County, WA

2025 April Special Election Official Ballot

4/22/2025
Page 11

Official Results

Registered Voters
23504 of 64039 = 36.70%

Precincts Reporting
90 of 90 = 100.00%

160 503 of 1,034 registered voters = 48.65%

Funding of 9-1-1 Emergency Systems, Operations, and Facilities

Choice	Party	Absentee Voting		Election Day		Total	
Yes		328	65.21%	0	0.00%	328	65.21%
No		175	34.79%	0	0.00%	175	34.79%
Cast Votes:		503	100.00%	0	0.00%	503	100.00%
Undervotes:		0		0		0	
Overvotes:		0		0		0	
Uncertified Write-Ins:		0		0		0	

Precinct Results Report

April 22, 2025 Special Election

Run Time 11:22 AM
Run Date 05/02/2025

Island County, WA

2025 April Special Election Official Ballot

4/22/2025
Page 12

Official Results

Registered Voters
23504 of 64039 = 36.70%

Precincts Reporting
90 of 90 = 100.00%

161 320 of 695 registered voters = 46.04%

Funding of 9-1-1 Emergency Systems, Operations, and Facilities							
Choice	Party	Absentee Voting		Election Day		Total	
Yes		229	71.56%	0	0.00%	229	71.56%
No		91	28.44%	0	0.00%	91	28.44%
Cast Votes:		320	100.00%	0	0.00%	320	100.00%
Undervotes:		0		0		0	
Overvotes:		0		0		0	
Uncertified Write-Ins:		0		0		0	

Precinct Results Report

April 22, 2025 Special Election

Run Time 11:22 AM
Run Date 05/02/2025

Island County, WA

2025 April Special Election Official Ballot

4/22/2025
Page 13

Official Results

Registered Voters
23504 of 64039 = 36.70%

Precincts Reporting
90 of 90 = 100.00%

162 413 of 985 registered voters = 41.93%

Funding of 9-1-1 Emergency Systems, Operations, and Facilities

Choice	Party	Absentee Voting		Election Day		Total	
Yes		292	70.70%	0	0.00%	292	70.70%
No		121	29.30%	0	0.00%	121	29.30%
Cast Votes:		413	100.00%	0	0.00%	413	100.00%
Undervotes:		0		0		0	
Overvotes:		0		0		0	
Uncertified Write-Ins:		0		0		0	

Precinct Results Report

April 22, 2025 Special Election

Run Time 11:22 AM
Run Date 05/02/2025

Island County, WA

2025 April Special Election Official Ballot

4/22/2025
Page 14

Official Results

Registered Voters
23504 of 64039 = 36.70%

Precincts Reporting
90 of 90 = 100.00%

163 296 of 640 registered voters = 46.25%

Funding of 9-1-1 Emergency Systems, Operations, and Facilities							
Choice	Party	Absentee Voting		Election Day		Total	
Yes		220	74.32%	0	0.00%	220	74.32%
No		76	25.68%	0	0.00%	76	25.68%
Cast Votes:		296	100.00%	0	0.00%	296	100.00%
Undervotes:		0		0		0	
Overvotes:		0		0		0	
Uncertified Write-Ins:		0		0		0	

Precinct Results Report

April 22, 2025 Special Election

Run Time 11:22 AM
Run Date 05/02/2025

Island County, WA

2025 April Special Election Official Ballot

4/22/2025
Page 15

Official Results

Registered Voters
23504 of 64039 = 36.70%

Precincts Reporting
90 of 90 = 100.00%

164

347 of 807 registered voters = 43.00%

Funding of 9-1-1 Emergency Systems, Operations, and Facilities							
Choice	Party	Absentee Voting		Election Day		Total	
Yes		239	68.88%	0	0.00%	239	68.88%
No		108	31.12%	0	0.00%	108	31.12%
Cast Votes:		347	100.00%	0	0.00%	347	100.00%
Undervotes:		0		0		0	
Overvotes:		0		0		0	
Uncertified Write-Ins:		0		0		0	

Precinct Results Report

April 22, 2025 Special Election

Run Time 11:22 AM
Run Date 05/02/2025

Island County, WA

2025 April Special Election Official Ballot

4/22/2025
Page 16

Official Results

Registered Voters
23504 of 64039 = 36.70%

Precincts Reporting
90 of 90 = 100.00%

165

224 of 508 registered voters = 44.09%

Funding of 9-1-1 Emergency Systems, Operations, and Facilities							
Choice	Party	Absentee Voting		Election Day		Total	
Yes		155	69.20%	0	0.00%	155	69.20%
No		69	30.80%	0	0.00%	69	30.80%
Cast Votes:		224	100.00%	0	0.00%	224	100.00%
Undervotes:		0		0		0	
Overvotes:		0		0		0	
Uncertified Write-Ins:		0		0		0	

Precinct Results Report

April 22, 2025 Special Election

Run Time 11:22 AM
Run Date 05/02/2025

Island County, WA

2025 April Special Election Official Ballot

4/22/2025
Page 17

Official Results

Registered Voters
23504 of 64039 = 36.70%

Precincts Reporting
90 of 90 = 100.00%

166 519 of 1,053 registered voters = 49.29%

Funding of 9-1-1 Emergency Systems, Operations, and Facilities

Choice	Party	Absentee Voting		Election Day		Total	
Yes		429	82.66%	0	0.00%	429	82.66%
No		90	17.34%	0	0.00%	90	17.34%
Cast Votes:		519	100.00%	0	0.00%	519	100.00%
Undervotes:		0		0		0	
Overvotes:		0		0		0	
Uncertified Write-Ins:		0		0		0	

Precinct Results Report

April 22, 2025 Special Election

Run Time11:22 AM

Run Date05/02/2025

Island County, WA

2025 April Special Election Official Ballot

4/22/2025

Page 18

Official Results

Registered Voters

23504 of 64039 = 36.70%

Precincts Reporting

90 of 90 = 100.00%

167

124 of 305 registered voters = 40.66%

Funding of 9-1-1 Emergency Systems, Operations, and Facilities							
Choice	Party	Absentee Voting		Election Day		Total	
Yes		88	70.97%	0	0.00%	88	70.97%
No		36	29.03%	0	0.00%	36	29.03%
Cast Votes:		124	100.00%	0	0.00%	124	100.00%
Undervotes:		0		0		0	
Overvotes:		0		0		0	
Uncertified Write-Ins:		0		0		0	

Precinct Results Report

April 22, 2025 Special Election

Run Time 11:22 AM
Run Date 05/02/2025

Island County, WA

2025 April Special Election Official Ballot

4/22/2025
Page 19

Official Results

Registered Voters
23504 of 64039 = 36.70%

Precincts Reporting
90 of 90 = 100.00%

168 201 of 527 registered voters = 38.14%

Funding of 9-1-1 Emergency Systems, Operations, and Facilities							
Choice	Party	Absentee Voting		Election Day		Total	
Yes		140	69.65%	0	0.00%	140	69.65%
No		61	30.35%	0	0.00%	61	30.35%
Cast Votes:		201	100.00%	0	0.00%	201	100.00%
Undervotes:		0		0		0	
Overvotes:		0		0		0	
Uncertified Write-Ins:		0		0		0	

Precinct Results Report

April 22, 2025 Special Election

Run Time 11:22 AM
Run Date 05/02/2025

Island County, WA

2025 April Special Election Official Ballot

4/22/2025
Page 20

Official Results

Registered Voters
23504 of 64039 = 36.70%

Precincts Reporting
90 of 90 = 100.00%

169 454 of 1,017 registered voters = 44.64%

Funding of 9-1-1 Emergency Systems, Operations, and Facilities							
Choice	Party	Absentee Voting		Election Day		Total	
Yes		313	68.94%	0	0.00%	313	68.94%
No		141	31.06%	0	0.00%	141	31.06%
Cast Votes:		454	100.00%	0	0.00%	454	100.00%
Undervotes:		0		0		0	
Overvotes:		0		0		0	
Uncertified Write-Ins:		0		0		0	

Precinct Results Report

April 22, 2025 Special Election

Run Time 11:22 AM
Run Date 05/02/2025

Island County, WA

2025 April Special Election Official Ballot

4/22/2025
Page 21

Official Results

Registered Voters
23504 of 64039 = 36.70%

Precincts Reporting
90 of 90 = 100.00%

170 346 of 709 registered voters = 48.80%

Funding of 9-1-1 Emergency Systems, Operations, and Facilities							
Choice	Party	Absentee Voting		Election Day		Total	
Yes		256	73.99%	0	0.00%	256	73.99%
No		90	26.01%	0	0.00%	90	26.01%
Cast Votes:		346	100.00%	0	0.00%	346	100.00%
Undervotes:		0		0		0	
Overvotes:		0		0		0	
Uncertified Write-Ins:		0		0		0	

Precinct Results Report

April 22, 2025 Special Election

Run Time 11:22 AM
Run Date 05/02/2025

Island County, WA

2025 April Special Election Official Ballot

4/22/2025
Page 22

Official Results

Registered Voters
23504 of 64039 = 36.70%

Precincts Reporting
90 of 90 = 100.00%

171

298 of 672 registered voters = 44.35%

Funding of 9-1-1 Emergency Systems, Operations, and Facilities							
Choice	Party	Absentee Voting		Election Day		Total	
Yes		212	71.14%	0	0.00%	212	71.14%
No		86	28.86%	0	0.00%	86	28.86%
Cast Votes:		298	100.00%	0	0.00%	298	100.00%
Undervotes:		0		0		0	
Overvotes:		0		0		0	
Uncertified Write-Ins:		0		0		0	

Precinct Results Report

April 22, 2025 Special Election

Run Time 11:22 AM
Run Date 05/02/2025

Island County, WA

2025 April Special Election Official Ballot

4/22/2025
Page 23

Official Results

Registered Voters
23504 of 64039 = 36.70%

Precincts Reporting
90 of 90 = 100.00%

172 286 of 636 registered voters = 44.97%

Funding of 9-1-1 Emergency Systems, Operations, and Facilities

Choice	Party	Absentee Voting		Election Day		Total	
Yes		204	71.33%	0	0.00%	204	71.33%
No		82	28.67%	0	0.00%	82	28.67%
Cast Votes:		286	100.00%	0	0.00%	286	100.00%
Undervotes:		0		0		0	
Overvotes:		0		0		0	
Uncertified Write-Ins:		0		0		0	

Precinct Results Report

April 22, 2025 Special Election

Run Time 11:22 AM
Run Date 05/02/2025

Island County, WA

2025 April Special Election Official Ballot

4/22/2025
Page 24

Official Results

Registered Voters
23504 of 64039 = 36.70%

Precincts Reporting
90 of 90 = 100.00%

173

422 of 934 registered voters = 45.18%

Funding of 9-1-1 Emergency Systems, Operations, and Facilities							
Choice	Party	Absentee Voting		Election Day		Total	
Yes		297	70.38%	0	0.00%	297	70.38%
No		125	29.62%	0	0.00%	125	29.62%
Cast Votes:		422	100.00%	0	0.00%	422	100.00%
Undervotes:		0		0		0	
Overvotes:		0		0		0	
Uncertified Write-Ins:		0		0		0	

Precinct Results Report

April 22, 2025 Special Election

Run Time 11:22 AM
Run Date 05/02/2025

Island County, WA

2025 April Special Election Official Ballot

4/22/2025
Page 25

Official Results

Registered Voters
23504 of 64039 = 36.70%

Precincts Reporting
90 of 90 = 100.00%

174 239 of 618 registered voters = 38.67%

Funding of 9-1-1 Emergency Systems, Operations, and Facilities							
Choice	Party	Absentee Voting		Election Day		Total	
Yes		186	77.82%	0	0.00%	186	77.82%
No		53	22.18%	0	0.00%	53	22.18%
Cast Votes:		239	100.00%	0	0.00%	239	100.00%
Undervotes:		0		0		0	
Overvotes:		0		0		0	
Uncertified Write-Ins:		0		0		0	

Precinct Results Report

April 22, 2025 Special Election

Run Time 11:22 AM
Run Date 05/02/2025

Island County, WA

2025 April Special Election Official Ballot

4/22/2025
Page 26

Official Results

Registered Voters
23504 of 64039 = 36.70%

Precincts Reporting
90 of 90 = 100.00%

175 320 of 758 registered voters = 42.22%

Funding of 9-1-1 Emergency Systems, Operations, and Facilities							
Choice	Party	Absentee Voting		Election Day		Total	
Yes		232	72.50%	0	0.00%	232	72.50%
No		88	27.50%	0	0.00%	88	27.50%
Cast Votes:		320	100.00%	0	0.00%	320	100.00%
Undervotes:		0		0		0	
Overvotes:		0		0		0	
Uncertified Write-Ins:		0		0		0	

Precinct Results Report

April 22, 2025 Special Election

Run Time 11:22 AM
Run Date 05/02/2025

Island County, WA

2025 April Special Election Official Ballot

4/22/2025
Page 27

Official Results

Registered Voters
23504 of 64039 = 36.70%

Precincts Reporting
90 of 90 = 100.00%

176 344 of 901 registered voters = 38.18%

Funding of 9-1-1 Emergency Systems, Operations, and Facilities

Choice	Party	Absentee Voting		Election Day		Total	
Yes		244	71.14%	0	0.00%	244	71.14%
No		99	28.86%	0	0.00%	99	28.86%
Cast Votes:		343	100.00%	0	0.00%	343	100.00%
Undervotes:		0		0		0	
Overvotes:		1		0		1	
Uncertified Write-Ins:		0		0		0	

Precinct Results Report

April 22, 2025 Special Election

Run Time 11:22 AM
Run Date 05/02/2025

Island County, WA

2025 April Special Election Official Ballot

4/22/2025
Page 28

Official Results

Registered Voters
23504 of 64039 = 36.70%

Precincts Reporting
90 of 90 = 100.00%

177 516 of 1,051 registered voters = 49.10%

Funding of 9-1-1 Emergency Systems, Operations, and Facilities

Choice	Party	Absentee Voting		Election Day		Total	
Yes		366	70.93%	0	0.00%	366	70.93%
No		150	29.07%	0	0.00%	150	29.07%
Cast Votes:		516	100.00%	0	0.00%	516	100.00%
Undervotes:		0		0		0	
Overvotes:		0		0		0	
Uncertified Write-Ins:		0		0		0	

Precinct Results Report

April 22, 2025 Special Election

Run Time 11:22 AM
Run Date 05/02/2025

Island County, WA

2025 April Special Election Official Ballot

4/22/2025
Page 29

Official Results

Registered Voters
23504 of 64039 = 36.70%

Precincts Reporting
90 of 90 = 100.00%

178 472 of 1,074 registered voters = 43.95%

Funding of 9-1-1 Emergency Systems, Operations, and Facilities							
Choice	Party	Absentee Voting		Election Day		Total	
Yes		330	69.92%	0	0.00%	330	69.92%
No		142	30.08%	0	0.00%	142	30.08%
Cast Votes:		472	100.00%	0	0.00%	472	100.00%
Undervotes:		0		0		0	
Overvotes:		0		0		0	
Uncertified Write-Ins:		0		0		0	

Precinct Results Report

April 22, 2025 Special Election

Run Time 11:22 AM
Run Date 05/02/2025

Island County, WA

2025 April Special Election Official Ballot

4/22/2025
Page 30

Official Results

Registered Voters
23504 of 64039 = 36.70%

Precincts Reporting
90 of 90 = 100.00%

179 340 of 1,013 registered voters = 33.56%

Funding of 9-1-1 Emergency Systems, Operations, and Facilities							
Choice	Party	Absentee Voting		Election Day		Total	
Yes		252	74.34%	0	0.00%	252	74.34%
No		87	25.66%	0	0.00%	87	25.66%
Cast Votes:		339	100.00%	0	0.00%	339	100.00%
Undervotes:		1		0		1	
Overvotes:		0		0		0	
Uncertified Write-Ins:		0		0		0	

Precinct Results Report

April 22, 2025 Special Election

Run Time 11:22 AM
Run Date 05/02/2025

Island County, WA

2025 April Special Election Official Ballot

4/22/2025
Page 31

Official Results

Registered Voters
23504 of 64039 = 36.70%

Precincts Reporting
90 of 90 = 100.00%

180148 of 464 registered voters = 31.90%

Funding of 9-1-1 Emergency Systems, Operations, and Facilities

Choice	Party	Absentee Voting		Election Day		Total	
Yes		87	59.18%	0	0.00%	87	59.18%
No		60	40.82%	0	0.00%	60	40.82%
Cast Votes:		147	100.00%	0	0.00%	147	100.00%
Undervotes:		1		0		1	
Overvotes:		0		0		0	
Uncertified Write-Ins:		0		0		0	

Precinct Results Report

April 22, 2025 Special Election

Run Time 11:22 AM
Run Date 05/02/2025

Island County, WA

2025 April Special Election Official Ballot

4/22/2025
Page 32

Official Results

Registered Voters
23504 of 64039 = 36.70%

Precincts Reporting
90 of 90 = 100.00%

181 286 of 841 registered voters = 34.01%

Funding of 9-1-1 Emergency Systems, Operations, and Facilities							
Choice	Party	Absentee Voting		Election Day		Total	
Yes		195	68.42%	0	0.00%	195	68.42%
No		90	31.58%	0	0.00%	90	31.58%
Cast Votes:		285	100.00%	0	0.00%	285	100.00%
Undervotes:		1		0		1	
Overvotes:		0		0		0	
Uncertified Write-Ins:		0		0		0	

Precinct Results Report

April 22, 2025 Special Election

Run Time 11:22 AM
Run Date 05/02/2025

Island County, WA

2025 April Special Election Official Ballot

4/22/2025
Page 33

Official Results

Registered Voters
23504 of 64039 = 36.70%

Precincts Reporting
90 of 90 = 100.00%

201 465 of 1,322 registered voters = 35.17%

Funding of 9-1-1 Emergency Systems, Operations, and Facilities							
Choice	Party	Absentee Voting		Election Day		Total	
Yes		298	64.09%	0	0.00%	298	64.09%
No		167	35.91%	0	0.00%	167	35.91%
Cast Votes:		465	100.00%	0	0.00%	465	100.00%
Undervotes:		0		0		0	
Overvotes:		0		0		0	
Uncertified Write-Ins:		0		0		0	

Precinct Results Report

April 22, 2025 Special Election

Run Time 11:22 AM
Run Date 05/02/2025

Island County, WA

2025 April Special Election Official Ballot

4/22/2025
Page 34

Official Results

Registered Voters
23504 of 64039 = 36.70%

Precincts Reporting
90 of 90 = 100.00%

202145 of 577 registered voters = 25.13%

Funding of 9-1-1 Emergency Systems, Operations, and Facilities

Choice	Party	Absentee Voting		Election Day		Total	
Yes		81	55.86%	0	0.00%	81	55.86%
No		64	44.14%	0	0.00%	64	44.14%
Cast Votes:		145	100.00%	0	0.00%	145	100.00%
Undervotes:		0		0		0	
Overvotes:		0		0		0	
Uncertified Write-Ins:		0		0		0	

Precinct Results Report

April 22, 2025 Special Election

Run Time 11:22 AM
Run Date 05/02/2025

Island County, WA

2025 April Special Election Official Ballot

4/22/2025
Page 35

Official Results

Registered Voters
23504 of 64039 = 36.70%

Precincts Reporting
90 of 90 = 100.00%

203 324 of 1,025 registered voters = 31.61%

Funding of 9-1-1 Emergency Systems, Operations, and Facilities							
Choice	Party	Absentee Voting		Election Day		Total	
Yes		235	72.53%	0	0.00%	235	72.53%
No		89	27.47%	0	0.00%	89	27.47%
Cast Votes:		324	100.00%	0	0.00%	324	100.00%
Undervotes:		0		0		0	
Overvotes:		0		0		0	
Uncertified Write-Ins:		0		0		0	

Precinct Results Report

April 22, 2025 Special Election

Run Time 11:22 AM
Run Date 05/02/2025

Island County, WA

2025 April Special Election Official Ballot

4/22/2025
Page 36

Official Results

Registered Voters
23504 of 64039 = 36.70%

Precincts Reporting
90 of 90 = 100.00%

204 298 of 1,197 registered voters = 24.90%

Funding of 9-1-1 Emergency Systems, Operations, and Facilities							
Choice	Party	Absentee Voting		Election Day		Total	
Yes		183	61.41%	0	0.00%	183	61.41%
No		115	38.59%	0	0.00%	115	38.59%
Cast Votes:		298	100.00%	0	0.00%	298	100.00%
Undervotes:		0		0		0	
Overvotes:		0		0		0	
Uncertified Write-Ins:		0		0		0	

Precinct Results Report

April 22, 2025 Special Election

Run Time 11:22 AM
Run Date 05/02/2025

Island County, WA

2025 April Special Election Official Ballot

4/22/2025
Page 37

Official Results

Registered Voters
23504 of 64039 = 36.70%

Precincts Reporting
90 of 90 = 100.00%

205200 of 828 registered voters = 24.15%

Funding of 9-1-1 Emergency Systems, Operations, and Facilities							
Choice	Party	Absentee Voting		Election Day		Total	
Yes		130	65.00%	0	0.00%	130	65.00%
No		70	35.00%	0	0.00%	70	35.00%
Cast Votes:		200	100.00%	0	0.00%	200	100.00%
Undervotes:		0		0		0	
Overvotes:		0		0		0	
Uncertified Write-Ins:		0		0		0	

Precinct Results Report

April 22, 2025 Special Election

Run Time 11:22 AM
Run Date 05/02/2025

Island County, WA

2025 April Special Election Official Ballot

4/22/2025
Page 38

Official Results

Registered Voters
23504 of 64039 = 36.70%

Precincts Reporting
90 of 90 = 100.00%

206185 of 967 registered voters = 19.13%

Funding of 9-1-1 Emergency Systems, Operations, and Facilities							
Choice	Party	Absentee Voting		Election Day		Total	
Yes		125	67.57%	0	0.00%	125	67.57%
No		60	32.43%	0	0.00%	60	32.43%
Cast Votes:		185	100.00%	0	0.00%	185	100.00%
Undervotes:		0		0		0	
Overvotes:		0		0		0	
Uncertified Write-Ins:		0		0		0	

Precinct Results Report

April 22, 2025 Special Election

Run Time 11:22 AM
Run Date 05/02/2025

Island County, WA

2025 April Special Election Official Ballot

4/22/2025
Page 39

Official Results

Registered Voters
23504 of 64039 = 36.70%

Precincts Reporting
90 of 90 = 100.00%

207

264 of 956 registered voters = 27.62%

Funding of 9-1-1 Emergency Systems, Operations, and Facilities							
Choice	Party	Absentee Voting		Election Day		Total	
Yes		169	64.02%	0	0.00%	169	64.02%
No		95	35.98%	0	0.00%	95	35.98%
Cast Votes:		264	100.00%	0	0.00%	264	100.00%
Undervotes:		0		0		0	
Overvotes:		0		0		0	
Uncertified Write-Ins:		0		0		0	

Precinct Results Report

April 22, 2025 Special Election

Run Time 11:22 AM
Run Date 05/02/2025

Island County, WA

2025 April Special Election Official Ballot

4/22/2025
Page 40

Official Results

Registered Voters
23504 of 64039 = 36.70%

Precincts Reporting
90 of 90 = 100.00%

208161 of 717 registered voters = 22.45%

Funding of 9-1-1 Emergency Systems, Operations, and Facilities							
Choice	Party	Absentee Voting		Election Day		Total	
Yes		88	54.66%	0	0.00%	88	54.66%
No		73	45.34%	0	0.00%	73	45.34%
Cast Votes:		161	100.00%	0	0.00%	161	100.00%
Undervotes:		0		0		0	
Overvotes:		0		0		0	
Uncertified Write-Ins:		0		0		0	

Precinct Results Report

April 22, 2025 Special Election

Run Time 11:22 AM
Run Date 05/02/2025

Island County, WA

2025 April Special Election Official Ballot

4/22/2025
Page 41

Official Results

Registered Voters
23504 of 64039 = 36.70%

Precincts Reporting
90 of 90 = 100.00%

209 49 of 848 registered voters = 5.78%

Funding of 9-1-1 Emergency Systems, Operations, and Facilities							
Choice	Party	Absentee Voting		Election Day		Total	
Yes		40	81.63%	0	0.00%	40	81.63%
No		9	18.37%	0	0.00%	9	18.37%
Cast Votes:		49	100.00%	0	0.00%	49	100.00%
Undervotes:		0		0		0	
Overvotes:		0		0		0	
Uncertified Write-Ins:		0		0		0	

Precinct Results Report

April 22, 2025 Special Election

Run Time 11:22 AM
Run Date 05/02/2025

Island County, WA

2025 April Special Election Official Ballot

4/22/2025
Page 42

Official Results

Registered Voters
23504 of 64039 = 36.70%

Precincts Reporting
90 of 90 = 100.00%

210 94 of 416 registered voters = 22.60%

Funding of 9-1-1 Emergency Systems, Operations, and Facilities							
Choice	Party	Absentee Voting		Election Day		Total	
Yes		67	71.28%	0	0.00%	67	71.28%
No		27	28.72%	0	0.00%	27	28.72%
Cast Votes:		94	100.00%	0	0.00%	94	100.00%
Undervotes:		0		0		0	
Overvotes:		0		0		0	
Uncertified Write-Ins:		0		0		0	

Precinct Results Report

April 22, 2025 Special Election

Run Time 11:22 AM
Run Date 05/02/2025

Island County, WA

2025 April Special Election Official Ballot

4/22/2025
Page 43

Official Results

Registered Voters
23504 of 64039 = 36.70%

Precincts Reporting
90 of 90 = 100.00%

211 206 of 787 registered voters = 26.18%

Funding of 9-1-1 Emergency Systems, Operations, and Facilities							
Choice	Party	Absentee Voting		Election Day		Total	
Yes		134	65.05%	0	0.00%	134	65.05%
No		72	34.95%	0	0.00%	72	34.95%
Cast Votes:		206	100.00%	0	0.00%	206	100.00%
Undervotes:		0		0		0	
Overvotes:		0		0		0	
Uncertified Write-Ins:		0		0		0	

Precinct Results Report

April 22, 2025 Special Election

Run Time 11:22 AM
Run Date 05/02/2025

Island County, WA

2025 April Special Election Official Ballot

4/22/2025
Page 44

Official Results

Registered Voters
23504 of 64039 = 36.70%

Precincts Reporting
90 of 90 = 100.00%

212 100 of 369 registered voters = 27.10%

Funding of 9-1-1 Emergency Systems, Operations, and Facilities							
Choice	Party	Absentee Voting		Election Day		Total	
Yes		72	72.73%	0	0.00%	72	72.73%
No		27	27.27%	0	0.00%	27	27.27%
Cast Votes:		99	100.00%	0	0.00%	99	100.00%
Undervotes:		1		0		1	
Overvotes:		0		0		0	
Uncertified Write-Ins:		0		0		0	

Precinct Results Report

April 22, 2025 Special Election

Run Time 11:22 AM
Run Date 05/02/2025

Island County, WA

2025 April Special Election Official Ballot

4/22/2025
Page 45

Official Results

Registered Voters
23504 of 64039 = 36.70%

Precincts Reporting
90 of 90 = 100.00%

213 85 of 536 registered voters = 15.86%

Funding of 9-1-1 Emergency Systems, Operations, and Facilities							
Choice	Party	Absentee Voting		Election Day		Total	
Yes		52	61.18%	0	0.00%	52	61.18%
No		33	38.82%	0	0.00%	33	38.82%
Cast Votes:		85	100.00%	0	0.00%	85	100.00%
Undervotes:		0		0		0	
Overvotes:		0		0		0	
Uncertified Write-Ins:		0		0		0	

Precinct Results Report

April 22, 2025 Special Election

Run Time 11:22 AM
Run Date 05/02/2025

Island County, WA

2025 April Special Election Official Ballot

4/22/2025
Page 46

Official Results

Registered Voters
23504 of 64039 = 36.70%

Precincts Reporting
90 of 90 = 100.00%

214

198 of 474 registered voters = 41.77%

Funding of 9-1-1 Emergency Systems, Operations, and Facilities							
Choice	Party	Absentee Voting		Election Day		Total	
Yes		132	66.67%	0	0.00%	132	66.67%
No		66	33.33%	0	0.00%	66	33.33%
Cast Votes:		198	100.00%	0	0.00%	198	100.00%
Undervotes:		0		0		0	
Overvotes:		0		0		0	
Uncertified Write-Ins:		0		0		0	

Precinct Results Report

April 22, 2025 Special Election

Run Time 11:22 AM
Run Date 05/02/2025

Island County, WA

2025 April Special Election Official Ballot

4/22/2025
Page 47

Official Results

Registered Voters
23504 of 64039 = 36.70%

Precincts Reporting
90 of 90 = 100.00%

215152 of 589 registered voters = 25.81%

Funding of 9-1-1 Emergency Systems, Operations, and Facilities							
Choice	Party	Absentee Voting		Election Day		Total	
Yes		108	71.05%	0	0.00%	108	71.05%
No		44	28.95%	0	0.00%	44	28.95%
Cast Votes:		152	100.00%	0	0.00%	152	100.00%
Undervotes:		0		0		0	
Overvotes:		0		0		0	
Uncertified Write-Ins:		0		0		0	

Precinct Results Report

April 22, 2025 Special Election

Run Time 11:22 AM
Run Date 05/02/2025

Island County, WA

2025 April Special Election Official Ballot

4/22/2025
Page 48

Official Results

Registered Voters
23504 of 64039 = 36.70%

Precincts Reporting
90 of 90 = 100.00%

216 168 of 599 registered voters = 28.05%

Funding of 9-1-1 Emergency Systems, Operations, and Facilities							
Choice	Party	Absentee Voting		Election Day		Total	
Yes		124	73.81%	0	0.00%	124	73.81%
No		44	26.19%	0	0.00%	44	26.19%
Cast Votes:		168	100.00%	0	0.00%	168	100.00%
Undervotes:		0		0		0	
Overvotes:		0		0		0	
Uncertified Write-Ins:		0		0		0	

Precinct Results Report

April 22, 2025 Special Election

Run Time 11:22 AM
Run Date 05/02/2025

Island County, WA

2025 April Special Election Official Ballot

4/22/2025
Page 49

Official Results

Registered Voters
23504 of 64039 = 36.70%

Precincts Reporting
90 of 90 = 100.00%

217 165 of 634 registered voters = 26.03%

Funding of 9-1-1 Emergency Systems, Operations, and Facilities							
Choice	Party	Absentee Voting		Election Day		Total	
Yes		120	72.73%	0	0.00%	120	72.73%
No		45	27.27%	0	0.00%	45	27.27%
Cast Votes:		165	100.00%	0	0.00%	165	100.00%
Undervotes:		0		0		0	
Overvotes:		0		0		0	
Uncertified Write-Ins:		0		0		0	

Precinct Results Report

April 22, 2025 Special Election

Run Time 11:22 AM
Run Date 05/02/2025

Island County, WA

2025 April Special Election Official Ballot

4/22/2025
Page 50

Official Results

Registered Voters
23504 of 64039 = 36.70%

Precincts Reporting
90 of 90 = 100.00%

218

24 of 425 registered voters = 5.65%

Funding of 9-1-1 Emergency Systems, Operations, and Facilities							
Choice	Party	Absentee Voting		Election Day		Total	
Yes		21	87.50%	0	0.00%	21	87.50%
No		3	12.50%	0	0.00%	3	12.50%
Cast Votes:		24	100.00%	0	0.00%	24	100.00%
Undervotes:		0		0		0	
Overvotes:		0		0		0	
Uncertified Write-Ins:		0		0		0	

Precinct Results Report

April 22, 2025 Special Election

Run Time 11:22 AM
Run Date 05/02/2025

Island County, WA

2025 April Special Election Official Ballot

4/22/2025
Page 51

Official Results

Registered Voters
23504 of 64039 = 36.70%

Precincts Reporting
90 of 90 = 100.00%

251

246 of 613 registered voters = 40.13%

Funding of 9-1-1 Emergency Systems, Operations, and Facilities							
Choice	Party	Absentee Voting		Election Day		Total	
Yes		142	57.72%	0	0.00%	142	57.72%
No		104	42.28%	0	0.00%	104	42.28%
Cast Votes:		246	100.00%	0	0.00%	246	100.00%
Undervotes:		0		0		0	
Overvotes:		0		0		0	
Uncertified Write-Ins:		0		0		0	

Precinct Results Report

April 22, 2025 Special Election

Run Time 11:22 AM
Run Date 05/02/2025

Island County, WA

2025 April Special Election Official Ballot

4/22/2025
Page 52

Official Results

Registered Voters
23504 of 64039 = 36.70%

Precincts Reporting
90 of 90 = 100.00%

252 318 of 859 registered voters = 37.02%

Funding of 9-1-1 Emergency Systems, Operations, and Facilities							
Choice	Party	Absentee Voting		Election Day		Total	
Yes		166	52.20%	0	0.00%	166	52.20%
No		152	47.80%	0	0.00%	152	47.80%
Cast Votes:		318	100.00%	0	0.00%	318	100.00%
Undervotes:		0		0		0	
Overvotes:		0		0		0	
Uncertified Write-Ins:		0		0		0	

Precinct Results Report

April 22, 2025 Special Election

Run Time 11:22 AM
Run Date 05/02/2025

Island County, WA

2025 April Special Election Official Ballot

4/22/2025
Page 53

Official Results

Registered Voters
23504 of 64039 = 36.70%

Precincts Reporting
90 of 90 = 100.00%

253 396 of 866 registered voters = 45.73%

Funding of 9-1-1 Emergency Systems, Operations, and Facilities							
Choice	Party	Absentee Voting		Election Day		Total	
Yes		241	60.86%	0	0.00%	241	60.86%
No		155	39.14%	0	0.00%	155	39.14%
Cast Votes:		396	100.00%	0	0.00%	396	100.00%
Undervotes:		0		0		0	
Overvotes:		0		0		0	
Uncertified Write-Ins:		0		0		0	

Precinct Results Report

April 22, 2025 Special Election

Run Time 11:22 AM
Run Date 05/02/2025

Island County, WA

2025 April Special Election Official Ballot

4/22/2025
Page 54

Official Results

Registered Voters
23504 of 64039 = 36.70%

Precincts Reporting
90 of 90 = 100.00%

254

341 of 974 registered voters = 35.01%

Funding of 9-1-1 Emergency Systems, Operations, and Facilities							
Choice	Party	Absentee Voting		Election Day		Total	
Yes		200	58.65%	0	0.00%	200	58.65%
No		141	41.35%	0	0.00%	141	41.35%
Cast Votes:		341	100.00%	0	0.00%	341	100.00%
Undervotes:		0		0		0	
Overvotes:		0		0		0	
Uncertified Write-Ins:		0		0		0	

Precinct Results Report

April 22, 2025 Special Election

Run Time 11:22 AM
Run Date 05/02/2025

Island County, WA

2025 April Special Election Official Ballot

4/22/2025
Page 55

Official Results

Registered Voters
23504 of 64039 = 36.70%

Precincts Reporting
90 of 90 = 100.00%

25583 of 315 registered voters = 26.35%

Funding of 9-1-1 Emergency Systems, Operations, and Facilities

Choice	Party	Absentee Voting		Election Day		Total	
Yes		46	55.42%	0	0.00%	46	55.42%
No		37	44.58%	0	0.00%	37	44.58%
Cast Votes:		83	100.00%	0	0.00%	83	100.00%
Undervotes:		0		0		0	
Overvotes:		0		0		0	
Uncertified Write-Ins:		0		0		0	

Precinct Results Report

April 22, 2025 Special Election

Run Time 11:22 AM
Run Date 05/02/2025

Island County, WA

2025 April Special Election Official Ballot

4/22/2025
Page 56

Official Results

Registered Voters
23504 of 64039 = 36.70%

Precincts Reporting
90 of 90 = 100.00%

256 84 of 243 registered voters = 34.57%

Funding of 9-1-1 Emergency Systems, Operations, and Facilities							
Choice	Party	Absentee Voting		Election Day		Total	
Yes		49	58.33%	0	0.00%	49	58.33%
No		35	41.67%	0	0.00%	35	41.67%
Cast Votes:		84	100.00%	0	0.00%	84	100.00%
Undervotes:		0		0		0	
Overvotes:		0		0		0	
Uncertified Write-Ins:		0		0		0	

Precinct Results Report

April 22, 2025 Special Election

Run Time 11:22 AM
Run Date 05/02/2025

Island County, WA

2025 April Special Election Official Ballot

4/22/2025
Page 57

Official Results

Registered Voters
23504 of 64039 = 36.70%

Precincts Reporting
90 of 90 = 100.00%

257 71 of 196 registered voters = 36.22%

Funding of 9-1-1 Emergency Systems, Operations, and Facilities							
Choice	Party	Absentee Voting		Election Day		Total	
Yes		40	56.34%	0	0.00%	40	56.34%
No		31	43.66%	0	0.00%	31	43.66%
Cast Votes:		71	100.00%	0	0.00%	71	100.00%
Undervotes:		0		0		0	
Overvotes:		0		0		0	
Uncertified Write-Ins:		0		0		0	

Precinct Results Report

April 22, 2025 Special Election

Run Time 11:22 AM
Run Date 05/02/2025

Island County, WA

2025 April Special Election Official Ballot

4/22/2025
Page 58

Official Results

Registered Voters
23504 of 64039 = 36.70%

Precincts Reporting
90 of 90 = 100.00%

258 20 of 61 registered voters = 32.79%

Funding of 9-1-1 Emergency Systems, Operations, and Facilities							
Choice	Party	Absentee Voting		Election Day		Total	
Yes		17	85.00%	0	0.00%	17	85.00%
No		3	15.00%	0	0.00%	3	15.00%
Cast Votes:		20	100.00%	0	0.00%	20	100.00%
Undervotes:		0		0		0	
Overvotes:		0		0		0	
Uncertified Write-Ins:		0		0		0	

Precinct Results Report

April 22, 2025 Special Election

Run Time 11:22 AM
Run Date 05/02/2025

Island County, WA

2025 April Special Election Official Ballot

4/22/2025
Page 59

Official Results

Registered Voters
23504 of 64039 = 36.70%

Precincts Reporting
90 of 90 = 100.00%

259 9 of 80 registered voters = 11.25%

Funding of 9-1-1 Emergency Systems, Operations, and Facilities

Choice	Party	Absentee Voting		Election Day		Total	
Yes		6	66.67%	0	0.00%	6	66.67%
No		3	33.33%	0	0.00%	3	33.33%
Cast Votes:		9	100.00%	0	0.00%	9	100.00%
Undervotes:		0		0		0	
Overvotes:		0		0		0	
Uncertified Write-Ins:		0		0		0	

Precinct Results Report

April 22, 2025 Special Election

Run Time 11:22 AM
Run Date 05/02/2025

Island County, WA

2025 April Special Election Official Ballot

4/22/2025
Page 60

Official Results

Registered Voters
23504 of 64039 = 36.70%

Precincts Reporting
90 of 90 = 100.00%

260 3 of 16 registered voters = 18.75%

Funding of 9-1-1 Emergency Systems, Operations, and Facilities							
Choice	Party	Absentee Voting		Election Day		Total	
Yes		3	100.00%	0	0.00%	3	100.00%
No		0	0.00%	0	0.00%	0	0.00%
Cast Votes:		3	100.00%	0	0.00%	3	100.00%
Undervotes:		0		0		0	
Overvotes:		0		0		0	
Uncertified Write-Ins:		0		0		0	

Precinct Results Report

April 22, 2025 Special Election

Run Time 11:22 AM
Run Date 05/02/2025

Island County, WA

2025 April Special Election Official Ballot

4/22/2025
Page 61

Official Results

Registered Voters
23504 of 64039 = 36.70%

Precincts Reporting
90 of 90 = 100.00%

301 256 of 692 registered voters = 36.99%

Funding of 9-1-1 Emergency Systems, Operations, and Facilities							
Choice	Party	Absentee Voting		Election Day		Total	
Yes		154	60.39%	0	0.00%	154	60.39%
No		101	39.61%	0	0.00%	101	39.61%
Cast Votes:		255	100.00%	0	0.00%	255	100.00%
Undervotes:		1		0		1	
Overvotes:		0		0		0	
Uncertified Write-Ins:		0		0		0	

Precinct Results Report

April 22, 2025 Special Election

Run Time 11:22 AM
Run Date 05/02/2025

Island County, WA

2025 April Special Election Official Ballot

4/22/2025
Page 62

Official Results

Registered Voters
23504 of 64039 = 36.70%

Precincts Reporting
90 of 90 = 100.00%

302 219 of 554 registered voters = 39.53%

Funding of 9-1-1 Emergency Systems, Operations, and Facilities							
Choice	Party	Absentee Voting		Election Day		Total	
Yes		121	55.25%	0	0.00%	121	55.25%
No		98	44.75%	0	0.00%	98	44.75%
Cast Votes:		219	100.00%	0	0.00%	219	100.00%
Undervotes:		0		0		0	
Overvotes:		0		0		0	
Uncertified Write-Ins:		0		0		0	

Precinct Results Report

April 22, 2025 Special Election

Run Time 11:22 AM
Run Date 05/02/2025

Island County, WA

2025 April Special Election Official Ballot

4/22/2025
Page 63

Official Results

Registered Voters
23504 of 64039 = 36.70%

Precincts Reporting
90 of 90 = 100.00%

303114 of 334 registered voters = 34.13%

Funding of 9-1-1 Emergency Systems, Operations, and Facilities							
Choice	Party	Absentee Voting		Election Day		Total	
Yes		60	52.63%	0	0.00%	60	52.63%
No		54	47.37%	0	0.00%	54	47.37%
Cast Votes:		114	100.00%	0	0.00%	114	100.00%
Undervotes:		0		0		0	
Overvotes:		0		0		0	
Uncertified Write-Ins:		0		0		0	

Precinct Results Report

April 22, 2025 Special Election

Run Time 11:22 AM
Run Date 05/02/2025

Island County, WA

2025 April Special Election Official Ballot

4/22/2025
Page 64

Official Results

Registered Voters
23504 of 64039 = 36.70%

Precincts Reporting
90 of 90 = 100.00%

304191 of 407 registered voters = 46.93%

Funding of 9-1-1 Emergency Systems, Operations, and Facilities							
Choice	Party	Absentee Voting		Election Day		Total	
Yes		125	65.45%	0	0.00%	125	65.45%
No		66	34.55%	0	0.00%	66	34.55%
Cast Votes:		191	100.00%	0	0.00%	191	100.00%
Undervotes:		0		0		0	
Overvotes:		0		0		0	
Uncertified Write-Ins:		0		0		0	

Precinct Results Report

April 22, 2025 Special Election

Run Time 11:22 AM
Run Date 05/02/2025

Island County, WA

2025 April Special Election Official Ballot

4/22/2025
Page 65

Official Results

Registered Voters
23504 of 64039 = 36.70%

Precincts Reporting
90 of 90 = 100.00%

305154 of 448 registered voters = 34.38%

Funding of 9-1-1 Emergency Systems, Operations, and Facilities

Choice	Party	Absentee Voting		Election Day		Total	
Yes		89	57.79%	0	0.00%	89	57.79%
No		65	42.21%	0	0.00%	65	42.21%
Cast Votes:		154	100.00%	0	0.00%	154	100.00%
Undervotes:		0		0		0	
Overvotes:		0		0		0	
Uncertified Write-Ins:		0		0		0	

Precinct Results Report

April 22, 2025 Special Election

Run Time 11:22 AM
Run Date 05/02/2025

Island County, WA

2025 April Special Election Official Ballot

4/22/2025
Page 66

Official Results

Registered Voters
23504 of 64039 = 36.70%

Precincts Reporting
90 of 90 = 100.00%

306 376 of 1,041 registered voters = 36.12%

Funding of 9-1-1 Emergency Systems, Operations, and Facilities							
Choice	Party	Absentee Voting		Election Day		Total	
Yes		248	65.96%	0	0.00%	248	65.96%
No		128	34.04%	0	0.00%	128	34.04%
Cast Votes:		376	100.00%	0	0.00%	376	100.00%
Undervotes:		0		0		0	
Overvotes:		0		0		0	
Uncertified Write-Ins:		0		0		0	

Precinct Results Report

April 22, 2025 Special Election

Run Time 11:22 AM
Run Date 05/02/2025

Island County, WA

2025 April Special Election Official Ballot

4/22/2025
Page 67

Official Results

Registered Voters
23504 of 64039 = 36.70%

Precincts Reporting
90 of 90 = 100.00%

307 528 of 1,241 registered voters = 42.55%

Funding of 9-1-1 Emergency Systems, Operations, and Facilities							
Choice	Party	Absentee Voting		Election Day		Total	
Yes		325	61.67%	0	0.00%	325	61.67%
No		202	38.33%	0	0.00%	202	38.33%
Cast Votes:		527	100.00%	0	0.00%	527	100.00%
Undervotes:		1		0		1	
Overvotes:		0		0		0	
Uncertified Write-Ins:		0		0		0	

Precinct Results Report

April 22, 2025 Special Election

Run Time 11:22 AM
Run Date 05/02/2025

Island County, WA

2025 April Special Election Official Ballot

4/22/2025
Page 68

Official Results

Registered Voters
23504 of 64039 = 36.70%

Precincts Reporting
90 of 90 = 100.00%

308 338 of 1,088 registered voters = 31.07%

Funding of 9-1-1 Emergency Systems, Operations, and Facilities

Choice	Party	Absentee Voting		Election Day		Total	
Yes		199	58.88%	0	0.00%	199	58.88%
No		139	41.12%	0	0.00%	139	41.12%
Cast Votes:		338	100.00%	0	0.00%	338	100.00%
Undervotes:		0		0		0	
Overvotes:		0		0		0	
Uncertified Write-Ins:		0		0		0	

Precinct Results Report

April 22, 2025 Special Election

Run Time 11:22 AM
Run Date 05/02/2025

Island County, WA

2025 April Special Election Official Ballot

4/22/2025
Page 69

Official Results

Registered Voters
23504 of 64039 = 36.70%

Precincts Reporting
90 of 90 = 100.00%

309 292 of 783 registered voters = 37.29%

Funding of 9-1-1 Emergency Systems, Operations, and Facilities							
Choice	Party	Absentee Voting		Election Day		Total	
Yes		197	67.47%	0	0.00%	197	67.47%
No		95	32.53%	0	0.00%	95	32.53%
Cast Votes:		292	100.00%	0	0.00%	292	100.00%
Undervotes:		0		0		0	
Overvotes:		0		0		0	
Uncertified Write-Ins:		0		0		0	

Precinct Results Report

April 22, 2025 Special Election

Run Time 11:22 AM
Run Date 05/02/2025

Island County, WA

2025 April Special Election Official Ballot

4/22/2025
Page 70

Official Results

Registered Voters
23504 of 64039 = 36.70%

Precincts Reporting
90 of 90 = 100.00%

310 310 of 832 registered voters = 37.26%

Funding of 9-1-1 Emergency Systems, Operations, and Facilities							
Choice	Party	Absentee Voting		Election Day		Total	
Yes		188	60.65%	0	0.00%	188	60.65%
No		122	39.35%	0	0.00%	122	39.35%
Cast Votes:		310	100.00%	0	0.00%	310	100.00%
Undervotes:		0		0		0	
Overvotes:		0		0		0	
Uncertified Write-Ins:		0		0		0	

Precinct Results Report

April 22, 2025 Special Election

Run Time 11:22 AM
Run Date 05/02/2025

Island County, WA

2025 April Special Election Official Ballot

4/22/2025
Page 71

Official Results

Registered Voters
23504 of 64039 = 36.70%

Precincts Reporting
90 of 90 = 100.00%

311 173 of 420 registered voters = 41.19%

Funding of 9-1-1 Emergency Systems, Operations, and Facilities							
Choice	Party	Absentee Voting		Election Day		Total	
Yes		117	67.63%	0	0.00%	117	67.63%
No		56	32.37%	0	0.00%	56	32.37%
Cast Votes:		173	100.00%	0	0.00%	173	100.00%
Undervotes:		0		0		0	
Overvotes:		0		0		0	
Uncertified Write-Ins:		0		0		0	

Precinct Results Report

April 22, 2025 Special Election

Run Time 11:22 AM
Run Date 05/02/2025

Island County, WA

2025 April Special Election Official Ballot

4/22/2025
Page 72

Official Results

Registered Voters
23504 of 64039 = 36.70%

Precincts Reporting
90 of 90 = 100.00%

312

152 of 381 registered voters = 39.90%

Funding of 9-1-1 Emergency Systems, Operations, and Facilities							
Choice	Party	Absentee Voting		Election Day		Total	
Yes		106	69.74%	0	0.00%	106	69.74%
No		46	30.26%	0	0.00%	46	30.26%
Cast Votes:		152	100.00%	0	0.00%	152	100.00%
Undervotes:		0		0		0	
Overvotes:		0		0		0	
Uncertified Write-Ins:		0		0		0	

Precinct Results Report

April 22, 2025 Special Election

Run Time 11:22 AM
Run Date 05/02/2025

Island County, WA

2025 April Special Election Official Ballot

4/22/2025
Page 73

Official Results

Registered Voters
23504 of 64039 = 36.70%

Precincts Reporting
90 of 90 = 100.00%

313 368 of 809 registered voters = 45.49%

Funding of 9-1-1 Emergency Systems, Operations, and Facilities							
Choice	Party	Absentee Voting		Election Day		Total	
Yes		236	64.13%	0	0.00%	236	64.13%
No		132	35.87%	0	0.00%	132	35.87%
Cast Votes:		368	100.00%	0	0.00%	368	100.00%
Undervotes:		0		0		0	
Overvotes:		0		0		0	
Uncertified Write-Ins:		0		0		0	

Precinct Results Report

April 22, 2025 Special Election

Run Time 11:22 AM
Run Date 05/02/2025

Island County, WA

2025 April Special Election Official Ballot

4/22/2025
Page 74

Official Results

Registered Voters
23504 of 64039 = 36.70%

Precincts Reporting
90 of 90 = 100.00%

314 488 of 1,102 registered voters = 44.28%

Funding of 9-1-1 Emergency Systems, Operations, and Facilities							
Choice	Party	Absentee Voting		Election Day		Total	
Yes		310	63.66%	0	0.00%	310	63.66%
No		177	36.34%	0	0.00%	177	36.34%
Cast Votes:		487	100.00%	0	0.00%	487	100.00%
Undervotes:		1		0		1	
Overvotes:		0		0		0	
Uncertified Write-Ins:		0		0		0	

Precinct Results Report

April 22, 2025 Special Election

Run Time 11:22 AM
Run Date 05/02/2025

Island County, WA

2025 April Special Election Official Ballot

4/22/2025
Page 75

Official Results

Registered Voters
23504 of 64039 = 36.70%

Precincts Reporting
90 of 90 = 100.00%

315 548 of 1,233 registered voters = 44.44%

Funding of 9-1-1 Emergency Systems, Operations, and Facilities							
Choice	Party	Absentee Voting		Election Day		Total	
Yes		336	61.43%	0	0.00%	336	61.43%
No		211	38.57%	0	0.00%	211	38.57%
Cast Votes:		547	100.00%	0	0.00%	547	100.00%
Undervotes:		1		0		1	
Overvotes:		0		0		0	
Uncertified Write-Ins:		0		0		0	

Precinct Results Report

April 22, 2025 Special Election

Run Time 11:22 AM
Run Date 05/02/2025

Island County, WA

2025 April Special Election Official Ballot

4/22/2025
Page 76

Official Results

Registered Voters
23504 of 64039 = 36.70%

Precincts Reporting
90 of 90 = 100.00%

316 416 of 1,036 registered voters = 40.15%

Funding of 9-1-1 Emergency Systems, Operations, and Facilities							
Choice	Party	Absentee Voting		Election Day		Total	
Yes		260	62.50%	0	0.00%	260	62.50%
No		156	37.50%	0	0.00%	156	37.50%
Cast Votes:		416	100.00%	0	0.00%	416	100.00%
Undervotes:		0		0		0	
Overvotes:		0		0		0	
Uncertified Write-Ins:		0		0		0	

Precinct Results Report

April 22, 2025 Special Election

Run Time 11:22 AM
Run Date 05/02/2025

Island County, WA

2025 April Special Election Official Ballot

4/22/2025
Page 77

Official Results

Registered Voters
23504 of 64039 = 36.70%

Precincts Reporting
90 of 90 = 100.00%

317

210 of 521 registered voters = 40.31%

Funding of 9-1-1 Emergency Systems, Operations, and Facilities							
Choice	Party	Absentee Voting		Election Day		Total	
Yes		115	54.76%	0	0.00%	115	54.76%
No		95	45.24%	0	0.00%	95	45.24%
Cast Votes:		210	100.00%	0	0.00%	210	100.00%
Undervotes:		0		0		0	
Overvotes:		0		0		0	
Uncertified Write-Ins:		0		0		0	

Precinct Results Report

April 22, 2025 Special Election

Run Time 11:22 AM
Run Date 05/02/2025

Island County, WA

2025 April Special Election Official Ballot

4/22/2025
Page 78

Official Results

Registered Voters
23504 of 64039 = 36.70%

Precincts Reporting
90 of 90 = 100.00%

318 58 of 143 registered voters = 40.56%

Funding of 9-1-1 Emergency Systems, Operations, and Facilities							
Choice	Party	Absentee Voting		Election Day		Total	
Yes		31	53.45%	0	0.00%	31	53.45%
No		27	46.55%	0	0.00%	27	46.55%
Cast Votes:		58	100.00%	0	0.00%	58	100.00%
Undervotes:		0		0		0	
Overvotes:		0		0		0	
Uncertified Write-Ins:		0		0		0	

Precinct Results Report

April 22, 2025 Special Election

Run Time 11:22 AM
Run Date 05/02/2025

Island County, WA

2025 April Special Election Official Ballot

4/22/2025
Page 79

Official Results

Registered Voters
23504 of 64039 = 36.70%

Precincts Reporting
90 of 90 = 100.00%

319 231 of 457 registered voters = 50.55%

Funding of 9-1-1 Emergency Systems, Operations, and Facilities							
Choice	Party	Absentee Voting		Election Day		Total	
Yes		145	63.04%	0	0.00%	145	63.04%
No		85	36.96%	0	0.00%	85	36.96%
Cast Votes:		230	100.00%	0	0.00%	230	100.00%
Undervotes:		1		0		1	
Overvotes:		0		0		0	
Uncertified Write-Ins:		0		0		0	

Precinct Results Report

April 22, 2025 Special Election

Run Time 11:22 AM
Run Date 05/02/2025

Island County, WA

2025 April Special Election Official Ballot

4/22/2025
Page 80

Official Results

Registered Voters
23504 of 64039 = 36.70%

Precincts Reporting
90 of 90 = 100.00%

320 115 of 276 registered voters = 41.67%

Funding of 9-1-1 Emergency Systems, Operations, and Facilities							
Choice	Party	Absentee Voting		Election Day		Total	
Yes		72	62.61%	0	0.00%	72	62.61%
No		43	37.39%	0	0.00%	43	37.39%
Cast Votes:		115	100.00%	0	0.00%	115	100.00%
Undervotes:		0		0		0	
Overvotes:		0		0		0	
Uncertified Write-Ins:		0		0		0	

Precinct Results Report

April 22, 2025 Special Election

Run Time 11:22 AM
Run Date 05/02/2025

Island County, WA

2025 April Special Election Official Ballot

4/22/2025
Page 81

Official Results

Registered Voters
23504 of 64039 = 36.70%

Precincts Reporting
90 of 90 = 100.00%

321 352 of 956 registered voters = 36.82%

Funding of 9-1-1 Emergency Systems, Operations, and Facilities							
Choice	Party	Absentee Voting		Election Day		Total	
Yes		232	65.91%	0	0.00%	232	65.91%
No		120	34.09%	0	0.00%	120	34.09%
Cast Votes:		352	100.00%	0	0.00%	352	100.00%
Undervotes:		0		0		0	
Overvotes:		0		0		0	
Uncertified Write-Ins:		0		0		0	

Precinct Results Report

April 22, 2025 Special Election

Run Time 11:22 AM
Run Date 05/02/2025

Island County, WA

2025 April Special Election Official Ballot

4/22/2025
Page 82

Official Results

Registered Voters
23504 of 64039 = 36.70%

Precincts Reporting
90 of 90 = 100.00%

351 239 of 717 registered voters = 33.33%

Funding of 9-1-1 Emergency Systems, Operations, and Facilities							
Choice	Party	Absentee Voting		Election Day		Total	
Yes		118	49.37%	0	0.00%	118	49.37%
No		121	50.63%	0	0.00%	121	50.63%
Cast Votes:		239	100.00%	0	0.00%	239	100.00%
Undervotes:		0		0		0	
Overvotes:		0		0		0	
Uncertified Write-Ins:		0		0		0	

Precinct Results Report

April 22, 2025 Special Election

Run Time 11:22 AM
Run Date 05/02/2025

Island County, WA

2025 April Special Election Official Ballot

4/22/2025
Page 83

Official Results

Registered Voters
23504 of 64039 = 36.70%

Precincts Reporting
90 of 90 = 100.00%

352 297 of 844 registered voters = 35.19%

Funding of 9-1-1 Emergency Systems, Operations, and Facilities							
Choice	Party	Absentee Voting		Election Day		Total	
Yes		175	59.12%	0	0.00%	175	59.12%
No		121	40.88%	0	0.00%	121	40.88%
Cast Votes:		296	100.00%	0	0.00%	296	100.00%
Undervotes:		1		0		1	
Overvotes:		0		0		0	
Uncertified Write-Ins:		0		0		0	

Precinct Results Report

April 22, 2025 Special Election

Run Time 11:22 AM
Run Date 05/02/2025

Island County, WA

2025 April Special Election Official Ballot

4/22/2025
Page 84

Official Results

Registered Voters
23504 of 64039 = 36.70%

Precincts Reporting
90 of 90 = 100.00%

353 7 of 341 registered voters = 2.05%

Funding of 9-1-1 Emergency Systems, Operations, and Facilities							
Choice	Party	Absentee Voting		Election Day		Total	
Yes		4	57.14%	0	0.00%	4	57.14%
No		3	42.86%	0	0.00%	3	42.86%
Cast Votes:		7	100.00%	0	0.00%	7	100.00%
Undervotes:		0		0		0	
Overvotes:		0		0		0	
Uncertified Write-Ins:		0		0		0	

Precinct Results Report

April 22, 2025 Special Election

Run Time 11:22 AM
Run Date 05/02/2025

Island County, WA

2025 April Special Election Official Ballot

4/22/2025
Page 85

Official Results

Registered Voters
23504 of 64039 = 36.70%

Precincts Reporting
90 of 90 = 100.00%

354 276 of 794 registered voters = 34.76%

Funding of 9-1-1 Emergency Systems, Operations, and Facilities							
Choice	Party	Absentee Voting		Election Day		Total	
Yes		167	60.51%	0	0.00%	167	60.51%
No		109	39.49%	0	0.00%	109	39.49%
Cast Votes:		276	100.00%	0	0.00%	276	100.00%
Undervotes:		0		0		0	
Overvotes:		0		0		0	
Uncertified Write-Ins:		0		0		0	

Precinct Results Report

April 22, 2025 Special Election

Run Time 11:22 AM
Run Date 05/02/2025

Island County, WA

2025 April Special Election Official Ballot

4/22/2025
Page 86

Official Results

Registered Voters
23504 of 64039 = 36.70%

Precincts Reporting
90 of 90 = 100.00%

355 286 of 780 registered voters = 36.67%

Funding of 9-1-1 Emergency Systems, Operations, and Facilities							
Choice	Party	Absentee Voting		Election Day		Total	
Yes		144	50.35%	0	0.00%	144	50.35%
No		142	49.65%	0	0.00%	142	49.65%
Cast Votes:		286	100.00%	0	0.00%	286	100.00%
Undervotes:		0		0		0	
Overvotes:		0		0		0	
Uncertified Write-Ins:		0		0		0	

Precinct Results Report

April 22, 2025 Special Election

Run Time 11:22 AM
Run Date 05/02/2025

Island County, WA

2025 April Special Election Official Ballot

4/22/2025
Page 87

Official Results

Registered Voters
23504 of 64039 = 36.70%

Precincts Reporting
90 of 90 = 100.00%

356

290 of 771 registered voters = 37.61%

Funding of 9-1-1 Emergency Systems, Operations, and Facilities							
Choice	Party	Absentee Voting		Election Day		Total	
Yes		167	57.59%	0	0.00%	167	57.59%
No		123	42.41%	0	0.00%	123	42.41%
Cast Votes:		290	100.00%	0	0.00%	290	100.00%
Undervotes:		0		0		0	
Overvotes:		0		0		0	
Uncertified Write-Ins:		0		0		0	

Precinct Results Report

April 22, 2025 Special Election

Run Time 11:22 AM
Run Date 05/02/2025

Island County, WA

2025 April Special Election Official Ballot

4/22/2025
Page 88

Official Results

Registered Voters
23504 of 64039 = 36.70%

Precincts Reporting
90 of 90 = 100.00%

357

178 of 798 registered voters = 22.31%

Funding of 9-1-1 Emergency Systems, Operations, and Facilities							
Choice	Party	Absentee Voting		Election Day		Total	
Yes		102	57.30%	0	0.00%	102	57.30%
No		76	42.70%	0	0.00%	76	42.70%
Cast Votes:		178	100.00%	0	0.00%	178	100.00%
Undervotes:		0		0		0	
Overvotes:		0		0		0	
Uncertified Write-Ins:		0		0		0	

Precinct Results Report

April 22, 2025 Special Election

Run Time 11:22 AM
Run Date 05/02/2025

Island County, WA

2025 April Special Election Official Ballot

4/22/2025
Page 89

Official Results

Registered Voters
23504 of 64039 = 36.70%

Precincts Reporting
90 of 90 = 100.00%

358 302 of 984 registered voters = 30.69%

Funding of 9-1-1 Emergency Systems, Operations, and Facilities							
Choice	Party	Absentee Voting		Election Day		Total	
Yes		162	53.64%	0	0.00%	162	53.64%
No		140	46.36%	0	0.00%	140	46.36%
Cast Votes:		302	100.00%	0	0.00%	302	100.00%
Undervotes:		0		0		0	
Overvotes:		0		0		0	
Uncertified Write-Ins:		0		0		0	

Precinct Results Report

April 22, 2025 Special Election

Run Time 11:22 AM
Run Date 05/02/2025

Island County, WA

2025 April Special Election Official Ballot

4/22/2025
Page 90

Official Results

Registered Voters
23504 of 64039 = 36.70%

Precincts Reporting
90 of 90 = 100.00%

359 241 of 930 registered voters = 25.91%

Funding of 9-1-1 Emergency Systems, Operations, and Facilities							
Choice	Party	Absentee Voting		Election Day		Total	
Yes		127	53.14%	0	0.00%	127	53.14%
No		112	46.86%	0	0.00%	112	46.86%
Cast Votes:		239	100.00%	0	0.00%	239	100.00%
Undervotes:		2		0		2	
Overvotes:		0		0		0	
Uncertified Write-Ins:		0		0		0	

*** End of report ***