



COMMUNITY GUIDANCE

COVID-19 Data Edition 11.04.20

Island County Public Health wants to ensure that the citizens of Island County have access to reliable guidance surrounding COVID-19. Comprehensive guidance is publicly released on a bi-weekly basis, with supplemental data editions provided as appropriate. We hope that you use this to help inform and empower yourself and our community.

COVID-19 Case Data Comparison

Location	10.28.20 Positive Count	11.04.20 Positive Count
Camano Island	88	95
Clinton	10	12
Coupeville	100	101
Freeland	13	14
Greenbank	≤ 5	≤ 5
Langley	12	14
Oak Harbor	164	177
Total	389	415

Twenty-six additional COVID-19 cases have been reported in Island County between 10.28.20 and 11.04.20. Most recent cases in Island County are recovering at home and do not require hospitalization. Island County Public Health typically follows cases and close contacts of cases for 14 days, at which point they are considered no longer contagious (if they are symptom free). At this time, a clear definition of the term "recovered" has not been provided by the WA State Dept. of Health.

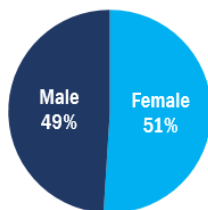
Following case investigation, no specific event or location was identified as having significant correlation to recent cases. [Social gatherings](#) and spread within family units appear to be associated with many of the new cases within Island County. New cases are also likely to be the result of relaxed adherence to county and [state COVID-19 guidance](#), including social distancing, non-essential travel, and masking recommendations.

Note: See the ICPH COVID-19 webpage for death data

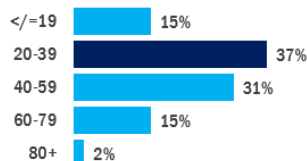
Epidemiology Brief: October 2020

(n=94)

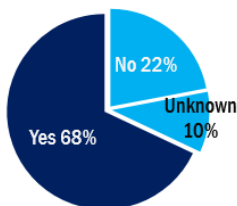
Sex at birth was majority female.



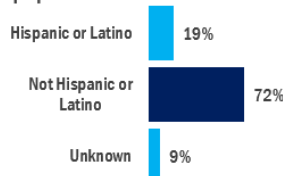
20-39 year olds were the largest age group.



The majority of cases were symptomatic



Hispanic or Latino represent only 8% of the Island County population.



Location	Number	Percentage
Camano Island	29	31%
Clinton	<=5	2%
Coupeville	10	11%
Freeland	<=5	2%
Greenbank	0	0%
Langley	<=5	3%
Oak Harbor	48	51%

Compared to data from September, in October, the number of new lab confirmed COVID-19 cases has increased by 50%. For the month of October 2020, COVID-19 demographic trends remained similar to those from September, with higher incidence: among 20-39 year olds, in Oak Harbor, and among Hispanic/Latino's in greater proportion than the total population percentage. In addition, in the month of October the county saw an increasing larger number of entire households infected. In October, 38 (40%), of the total case count for the month were for individuals living at the same address; representing 15 unique households. Across the nation transmission of SARS-CoV-2 among household members is common and secondary infection rates occur rapidly across all racial and ethnic groups. These findings underline the importance of self-isolation immediately at the onset of COVID-like symptoms or at the time of testing, due to the high risk exposure, whichever comes first. All household members, including the index case, should wear masks within shared spaces in the household and maintain distance especially when indoors.

Orjova CB, Rolles MA, Zhu Y, et al. Transmission of SARS-CoV-2 Infections in Households — Tennessee and Wisconsin, April–September 2020. *MMWR Morbidity and Mortality Weekly Report*. 2020. DOI: <https://dx.doi.org/10.15585/mmwr.mm6944a1.external>

If you have questions or concerns about COVID-19 in Island County, start by visiting our [website](#) or our [Facebook](#) page. The Island County call center may be reached at **360.678.2301**; Monday through Friday, 8:30am to 4:30pm.