
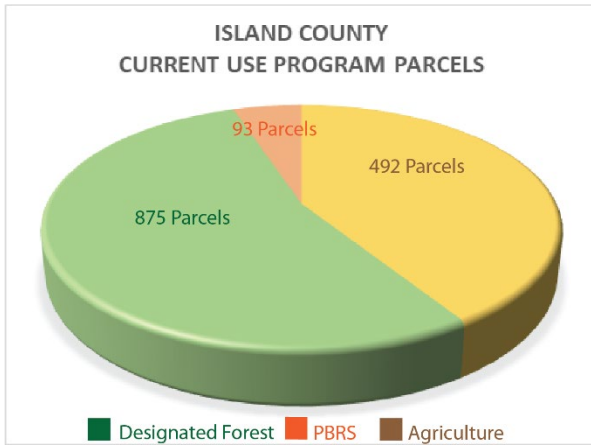




Island County Current Use Program Parcels

Island County Current Use Program Parcels						
	Agriculture Parcels	Agriculture Acres	Designated Forest Parcels	Designated Forests Acres	PBRS Parcels	PBRS Acres
Overall	492	9384.3	875	12340.3157	93	1176.23
District 1	254	4547.84	648	8710.7957	64	811.4
District 2	64	1139.21	19	249.87	2	35
District 3	120	254.36	152	2152.69	19	233.74
Null	54	3442.89	56	1226.96	8	96.09


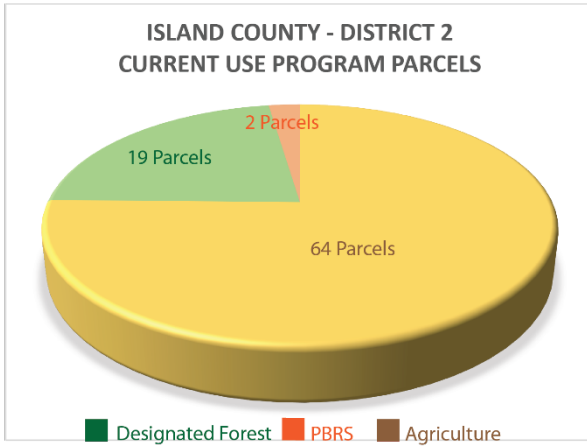
Island County



District 1



District 2



District 3

