

Property Search and Sales Search Guide

The Island County Property Search and Sales Search tools offer many ways to find property information.

>> [Property Search Tool](#) <<

This tool is the easiest way to find properties, without needing to know much information to find it. To begin searching, use the Basic or Advanced search option.

Basic Search Option

Choose the Search Type you want, enter a value, and click Search or press Enter. Search Type gives multiple options to find a property with the information you know. If you know the

- **Account Number** – Enter the Property ID (preferably) or Geo ID (you don't need both).

Search Type:
Property ID: xxxxxx
Geographic ID: Geo Parcel #

- **Owner Name** – Enter the owner name.

Search Type:
Owner Name: e.g., Smith

- **Property Address** – Enter the street name, then find the property in the results list.

Try to avoid inputting the street number

Search Type:
Street Number: 1234
Street Name: Main

- **Business Name (Doing Business As)** – Enter the business name.

Search Type:
Doing Business As: Planet Pizza

The less information you input, the larger the list of good results you will receive and the closer you will be to finding your answer.

After entering the values in one of the Search Types, choose a tax year. This will show property information for that specific tax year.

To view Current Ownership, please change the 'Results Display' to search the 2022 - 2023 year.

Results Display Appraisal Year for Tax Year:

Advanced Search Option

Click the “Advanced >>” button to switch to the advanced property search option (you can switch back to the basic option by clicking “<< Basic”). Enter values into one or as many of the Search Types and Additional Criteria as you want. The additional criteria help narrow down similar results to specific areas. Click the dropdowns to search through the available criteria if you don’t know unique information to put in the Search Types.

Search Type:	Owner Name: <input type="text" value=""/>	<small>e.g., Smith</small>
	Street Number: <input type="text" value=""/>	<small>1234</small>
	Street Name: <input type="text" value=""/>	<small>Main</small>
	Property ID: <input type="text" value=""/>	<small>XXXXXX</small>
	Geographic ID: <input type="text" value=""/>	<small>Geo Parcel #</small>
	Doing Business As: <input type="text" value=""/>	<small>Pizza Planet</small>

Additional Criteria	Abstract: <input type="text"/>
	Subdivision: <input type="text"/>
	Mobile Home Park: <input type="text"/>
	Condo: <input type="text"/>
	Township: <input type="text"/>
	Range: <input type="text"/>
	Township Section: <input type="text"/>

After entering values, choose the tax year and property type in the advanced results display. Choose how the results will be ordered and how many will be displayed per page.

To view Current Ownership, please change the 'Results Display' to search the 2022 - 2023 year.

Results Display Appraisal Year for Tax Year: 2021 - 2022

Property Type: All

Order Results by: Owner Name

Results Per Page: 25

Results

Make sure search values are entered correctly. Typos will return incorrect or no results.

Below is an example result after searching for Walmart for the 2021-2022 tax year.

Property Search Results > 1 - 1 of 1 for Year 2021 - 2022 New Search

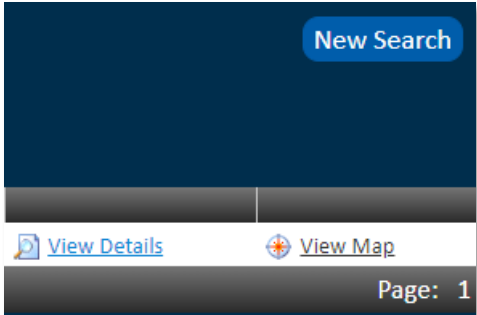
Click the "Details" or "Map" link to view more information about the property or click the checkbox next to each property and click "View Selected on Map" to view the properties on a single map.

Property ID	Geographic ID	Type	Tax Area	Property Address	Owner Name	Appraised Value	
<input type="checkbox"/> 800173	R13203-211-4510	Real	100 - APPRAISER-OH Schi Dist, in OH	1250 SW ERIE ST OAK HARBOR, WA 98277	RAVENWOOD TOWERS, INC	\$8,387,168	View Details View Map

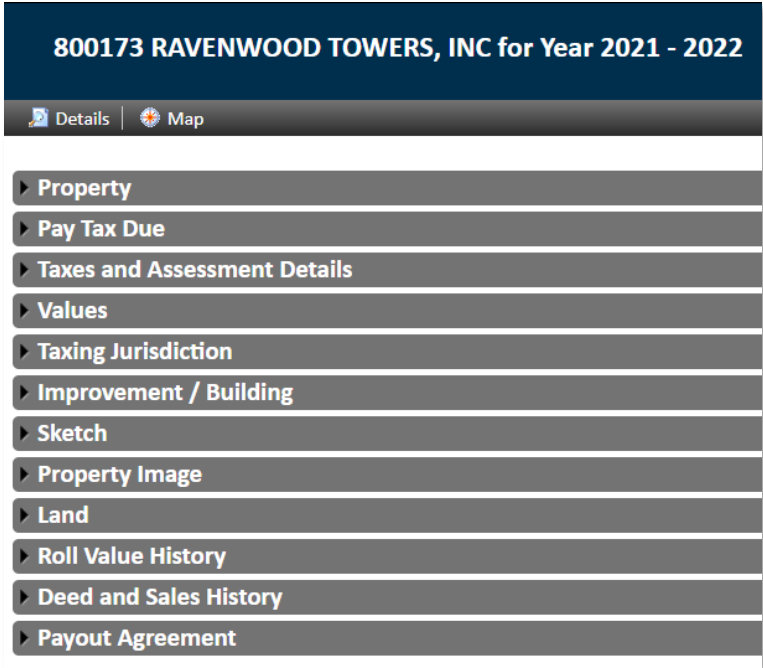
Page: 1

On the right side of the results, shown below, you can then

- **View Details** – View property details. **(Select it to make a tax payment. See the “Property Tax Payment Guide” to learn how to make a payment.)**
- **View Map** – See a PDF map associated with the property.
- **New Search** – Start a new search.



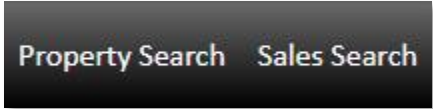
After clicking View Details, you have the option to view any of the property details shown below:



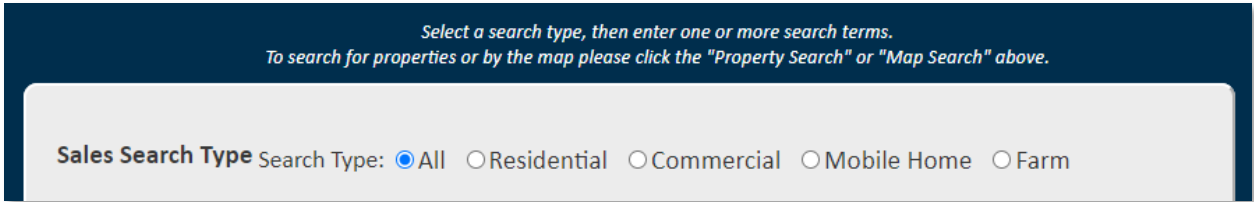
The map link is also on this page to view the property area map.

[>> Sales Search Tool <<](#)

This tool offers another way to find properties based on sales parameters. To begin searching for properties, select “Sales Search” at the top-right of the screen.



Once on the Sales Search page, select the Sales Search Type – All, Residential, Commercial, Mobile Home, or Farm.



Any of the remaining fields can be filled out with the information you know about the property. Search results will be the same as the results from the Property Search page.